

Waukee

FY2025-2026

CIP

**CAPITAL
IMPROVEMENT
PLAN**



Waukee
THE KEY TO GOOD LIVING

Capital Improvement Plan

2026 - 2030
Fiscal Years

Adopted - April 21, 2025



Waukeee
THE KEY TO GOOD LIVING

Mayor and City Council



Courtney Clarke
Mayor



Anna Bergman Pierce
Council Member



Charlie Bottenberg
Council Member



Chris Crone
Council Member



Rob Grove
Council Member



Ben Sinclair
Council Member



Waukeee
THE KEY TO GOOD LIVING

City Staff - CIP Preparation

Brad Deets, City Administrator
Linda Burkhart, Finance Director
Nick Osborne, Assistant City Administrator
Andy Kass, Community Development Director
Rudy Koester, Public Works Director
Matt Jermier, Parks & Recreation Director
Chad McCluskey, Police Chief
Clint Robinson, Fire/EMS Chief

2026-2030

Memo



Waukeee

THE KEY TO GOOD LIVING



MEMO

To: The Honorable Mayor and City Council
From: Bradly Deets, City Administrator
Date: April 21, 2025
Re: Capital Improvement Plan Fiscal Years 2026-2030

Capital Improvement Plan Recommendation

Fiscal Years 2026–2030

It is my pleasure to present the recommended Capital Improvement Plan (CIP) for Fiscal Years 2026–2030. This plan represents the culmination of months of thoughtful planning, coordination, and collaboration among City departments, all guided by the Vision and Priorities of the Waukeee Mayor and City Council. The CIP, in concert with the City’s annual operating budget, is one of the most critical policymaking tools we use to deliver on the expectations of our residents and to strategically position Waukeee for continued success.

Each year, the Mayor and City Council revisit and update the **Strategic Plan**, which serves as the foundation for budget and CIP development. This plan informs decisions on service delivery, capital investments, and resource allocation. The Strategic Plan is built on three key components: the City’s Vision, Mission, and Goals.

Strategic Framework

Waukeee’s Vision

Waukeee is a **community for a lifetime**. Waukeee is safe and beautiful with leisure and enrichment amenities for all to enjoy. Waukeee is your hometown with quality housing, businesses and career opportunities and easy and safe mobility options.

Waukee's Mission

Waukee city government provides **excellent municipal services** in a resident-focused and most **fiscally responsible** manner, and engages residents in creating a **vibrant community**.

Strategic Goals

To bring this vision to life, we are committed to:

- Maintaining a **financially sound** city that provides exceptional value to taxpayers.
 - Managing growth responsibly, ensuring thoughtful planning and infrastructure expansion.
 - Strengthening our **business climate** to attract new jobs and commercial investments.
 - Expanding **leisure, recreation, and community engagement opportunities** for all residents.
-

Positioning Waukee for the Future

The CIP is a direct reflection of the City's commitment to long-term planning and responsible stewardship of public funds. As the funding mechanism for major infrastructure and facility investments, the CIP plays a vital role in shaping the physical and economic landscape of Waukee.

City staff has worked diligently to align the proposed CIP with the strategic direction set by the Mayor and City Council. This includes balancing the need for new infrastructure to support growth with the ongoing maintenance of existing assets, all while staying within the City's financial capacity.

The FY2026–2030 CIP positions the community for continued growth and success in several key ways:

- **Improving Transportation Infrastructure:** Continued investment in roadways, such as the expansion of University Avenue, the NW 10th Street extension, and final phases of the Alice's Road corridor, will enhance mobility and support future development.
- **Enhancing Community Amenities:** Neighborhood park development, outdoor fitness areas, trail connections, and public art initiatives will improve the quality of life and foster community pride.

- **Modernizing Public Facilities:** Renovation and repurposing of the existing Public Safety Facility will accommodate growing departmental needs while creating cost efficiencies.
- **Maintaining Fiscal Responsibility:** The CIP is crafted to fit within the City's long-range financial plan, ensuring sustainability and flexibility in future years.

Transportation Improvements

Transportation remains a primary focus within the CIP, with continued investment in road rehabilitation, arterial expansion, and traffic circulation improvements.

- **University Avenue Expansion (Phase 1):**
Construction began this year on the expansion of University Avenue, a major east-west arterial through Waukee. When fully completed, University Avenue will extend from Warrior Lane to 11th Street—approximately 1.5 miles—and will significantly improve traffic circulation and support future development in western Waukee. The FY2026 budget includes the final funding required to complete phase 1 of this multi-phase project.
- **NW 10th Street Extension:**
In March 2025, the City announced plans for a future civic campus south of University Avenue, adjacent to Sugar Creek Municipal Golf Course. To accommodate this growth, NW 10th Street will be extended from University Avenue to Westown Parkway, creating a critical north-south connector that will intersect with Ute Avenue. This project is included in the FY2026 CIP.
- **Alice's Road Widening (Final Phases):**
Over the past decade, the City has invested significantly in the Alice's Road corridor to accommodate community growth and attract commercial development. The final portion within city limits—between Horizon Drive and Douglas Parkway—will see continued work in FY2026, with funding allocated for the widening between Horizon Drive and Dellwood Drive. Remaining segments are scheduled for FY2027 and FY2028.
- **Downtown Triangle Street Improvements:**
The historic downtown triangle business area continues to function as a major area of commerce and includes a number of successful businesses in addition to hosting many community events including the weekly farmer's market and the City's Winterfest celebration. The CIP includes

funding for the redevelopment and reconfiguration of Walnut Street between Ashworth Drive and 6th Street. The proposed improvements will allow for the street to be designated as a one way to improve safety and the pedestrian experience as well as the ability to close off the street for events and festivals to create an extension to the adjacent Triangle Park.

- **Annual Maintenance**

In 2025, the City completed a special Census resulting in an increase in population of approximately 8,000 between 2020 and 2024. With the increased population, the City will receive additional road use tax funds which will be allocated for additional maintenance and upkeep of the City's overall transportation network. The FY2026 budget includes an increase to \$850,000 to go towards annual patching and overlay of deteriorating concrete streets as well as pavement marking painting. The Streets Department leverages these funds with their staff resources to replace a significant amount of failing pavement in the street system.

Utility Infrastructure

The proposed FY2026 budget includes investments in the water, wastewater, and storm water systems that include improvements to the existing systems as well as expansion of utilities to further future development. The budget also reflects proposed improvements to the natural gas system. However, these improvements will not be completed if the sale of the utility closes by the end of the calendar year as anticipated.

Water System Improvements

Highlights of the water system improvements include the construction of water main within the Sahu Acres subdivision (Little Walnut Creek Lane), which was a rural subdivision annexed into the city many years ago. Funds are also being allocated for improvements to the Boone Drive booster station which is the supply connection point for distribution of water throughout the City. The budget also includes funding for Central Iowa Water Works which is the regional water service provider of which Waukee is a member of.

Wastewater System Improvements

Wastewater improvements include the extension of the next phase of the west area trunk sewer which is intended to provide sanitary sewer access to areas

located west of Waukee that are anticipated to develop over the next several years.

Stormwater System Improvements

Several years ago, the City completed a comprehensive study of the Sugar Creek Watershed. The study included a number of recommendations for improvements to the watershed to improve areas of erosion and bank stabilization. The FY2026 budget includes funding of \$2 million for the first of several phases of improvements within the watershed.

Community Amenities

FY2026 capitalizes on funding through the Local Option Sales Tax and Apple Project Improvement Funds to invest in quality-of-life amenities that serve residents of all ages.

- **Neighborhood Park Development:**
Funding is included for the completion of two new neighborhood parks in the Spring Crest and Painted Woods West neighborhoods, both of which were initiated earlier this year.
- **Ridge Pointe Park Fitness Area:**
The budget supports the addition of an outdoor fitness space in Ridge Pointe Park, enhancing recreational opportunities for residents.
- **Public Art Initiatives:**
Continued investment in public art is included, supporting the City's efforts to enrich the cultural landscape and promote community identity.

Public Facilities

In June 2025, the new Public Safety Facility will be completed, allowing the Waukee Police Department to relocate from its current location on SE LA Grant Parkway. The Waukee Fire Department will operate from both the new and existing facilities.

- **Renovation of Existing Public Safety Facility:**
Constructed in 2000, the current facility has seen minimal updates. The FY2026 budget includes funding to renovate the fire station and remodel the vacated police space to accommodate other growing departments. This strategic reuse will allow the Community Development Department to vacate leased space, resulting in long-term cost savings.


Conclusion

City staff extend their sincere appreciation to the Mayor and City Council for their continued leadership and vision in guiding the future of Waukee. The Capital Improvement Plan for Fiscal Years 2026–2030 is a balanced, strategic roadmap that addresses the City’s current infrastructure needs while preparing for continued growth and development.

The City's strong financial foundation has enabled us to maintain a stable and predictable property tax rate—an essential component in funding the majority of CIP projects. Combined with the voter-approved Local Option Sales Tax and targeted investment of other revenue sources, Waukee is well-positioned to continue improving and expanding the infrastructure, facilities, and amenities that make it a great place to live, work, and play.

This Capital Improvement Plan not only sustains and enhances our existing infrastructure but also ensures we are prepared for the demands of future growth. It reflects prudent fiscal planning, strategic alignment with community priorities, and a commitment to delivering value to our residents.

I respectfully recommend that the City Council adopt the Capital Improvement Plan for Fiscal Years 2026–2030.

Handwritten signature in blue ink that reads "Bradley M. Deit".

CC: Linda Burkhart, Finance Director

2026-2030

Project

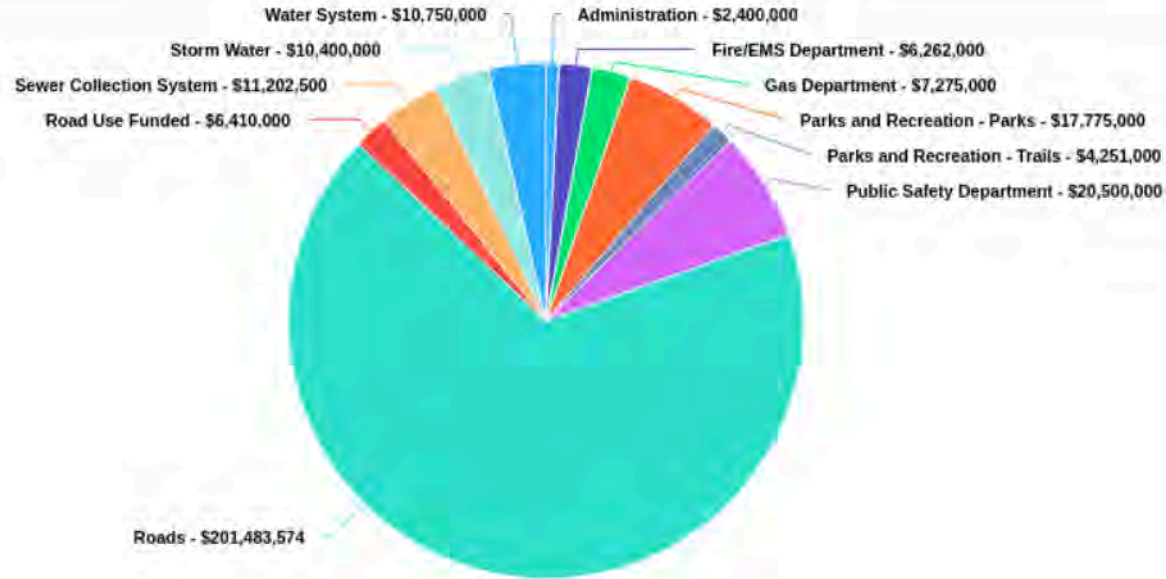
Summary



Waukee

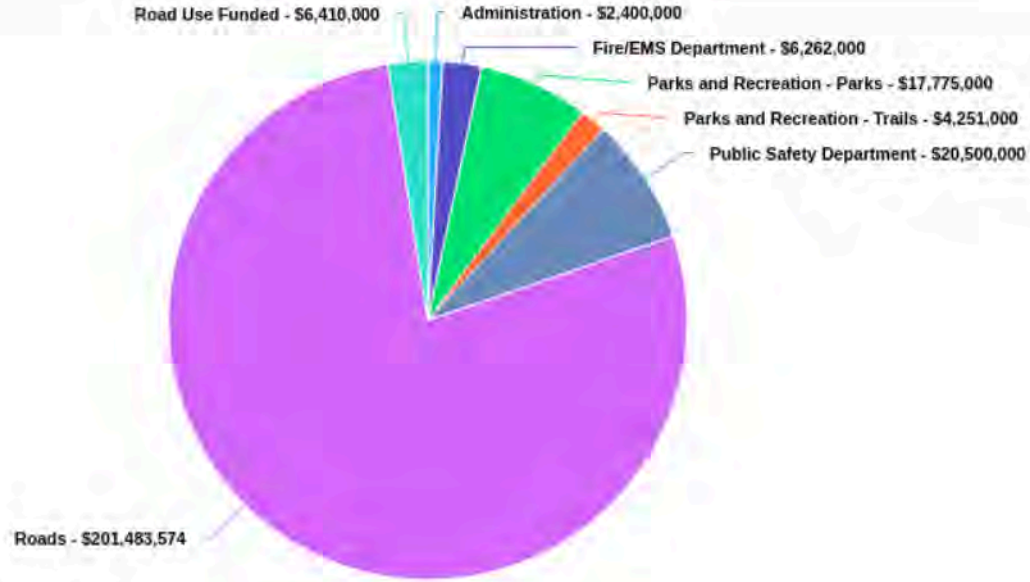
THE KEY TO GOOD LIVING

2025 through 2030
Capital Improvement Plan - Governmental and Enterprise Funds
 Waukee, IA
Department Summary



Department	2025	2026	2027	2028	2029	2030	Total
Administration		1,000,000	750,000		650,000		2,400,000
Fire/EMS Department	900,000		560,000	1,832,000	670,000	2,300,000	6,262,000
Gas Department	860,000	1,222,000	1,533,000	1,445,000	1,218,000	997,000	7,275,000
Parks and Recreation - Parks	3,325,000	3,450,000	5,250,000	250,000	250,000	5,250,000	17,775,000
Parks and Recreation - Trails	551,000		1,500,000	1,000,000	1,200,000		4,251,000
Public Safety Department	13,500,000	7,000,000					20,500,000
Roads	16,423,929	43,433,929	46,748,929	42,333,929	34,158,929	18,383,929	201,483,574
Road Use Funded	510,000	850,000	1,025,000	1,175,000	1,350,000	1,500,000	6,410,000
Sewer Collection System	2,217,500	2,000,000	555,000	510,000	3,080,000	2,840,000	11,202,500
Storm Water	125,000	2,025,000	1,660,000	4,305,000	980,000	1,305,000	10,400,000
Water System	1,515,000	2,030,000	2,035,000	1,875,000	1,905,000	1,390,000	10,750,000
GRAND TOTAL	39,927,429	63,010,929	61,616,929	54,725,929	45,461,929	33,965,929	298,709,074

2025 through 2030
Governmental Funds Capital Project Summary
 Waukee, IA
Department Summary



Department	2025	2026	2027	2028	2029	2030	Total
Administration		1,000,000	750,000		650,000		2,400,000
Fire/EMS Department	900,000		560,000	1,832,000	670,000	2,300,000	6,262,000
Parks and Recreation - Parks	3,325,000	3,450,000	5,250,000	250,000	250,000	5,250,000	17,775,000
Parks and Recreation - Trails	551,000		1,500,000	1,000,000	1,200,000		4,251,000
Public Safety Department	13,500,000	7,000,000					20,500,000
Roads	16,423,929	43,433,929	46,748,929	42,333,929	34,158,929	18,383,929	201,483,574
Road Use Funded	510,000	850,000	1,025,000	1,175,000	1,350,000	1,500,000	6,410,000
GRAND TOTAL	35,209,929	55,733,929	55,833,929	46,590,929	38,278,929	27,433,929	259,081,574

2025 through 2030
Governmental Funds Capital Project Summary
Waukee, IA
Projects By Department

Department	Project #	2025	2026	2027	2028	2029	2030	Total
Administration								
Downtown Redevelopment Project	ADMIN 26-01		1,000,000					1,000,000
Solar Panels - 2027	ADMIN 27-01			750,000				750,000
Solar Panels - 2029	ADMIN 29-01					650,000		650,000
Administration Total		0	1,000,000	750,000	0	650,000	0	2,400,000
Fire/EMS Department								
Fire Engine	FIRE 26-01	900,000						900,000
Ambulance	FIRE 26-02			560,000				560,000
Ladder Truck	FIRE 28-01				1,832,000			1,832,000
Ambulance	FIRE 29-01					670,000		670,000
Self-Contained Breathing Apparatus (SCBA)	FIRE 30-01						300,000	300,000
Ambulance (remount)	FIRE 30-02						200,000	200,000
Tender	FIRE 30-03						400,000	400,000
Fire Engine	FIRE 30-04						1,400,000	1,400,000
Fire/EMS Department Total		900,000	0	560,000	1,832,000	670,000	2,300,000	6,262,000
Parks and Recreation - Parks								
Spring Crest Park	PARKS 24-01	1,000,000	1,000,000	5,000,000				7,000,000
Painted Woods West Park	PARKS 24-02	1,000,000	2,000,000					3,000,000
Ridge Pointe Park Pavement Replacement	PARKS 25-01	175,000						175,000
Centennial Park, Volleyball Court - Asphalt Repair	PARKS 25-02	350,000						350,000
Centennial Playground Equipment	PARKS 25-03	650,000						650,000
National Fitness Campaign Ridge Pointe Park	PARKS 26-01		200,000					200,000
Centennial West Building	PARKS 30-01						5,000,000	5,000,000
Public Art Initiative	PARKSANN-01	150,000	150,000	150,000	150,000	150,000	150,000	900,000
Annual - Park Improvements	PARKSANN-02		100,000	100,000	100,000	100,000	100,000	500,000
Parks and Recreation - Parks Total		3,325,000	3,450,000	5,250,000	250,000	250,000	5,250,000	17,775,000

Department	Project #	2025	2026	2027	2028	2029	2030	Total
Parks and Recreation - Trails								
Prairie Rose Greenway	TRAILS 24-01	551,000						551,000
Kettlestone Greenway Phase 3	TRAILS 25-01					1,200,000		1,200,000
Little Walnut Creek Greenway Trail	TRAILS 27-01			1,500,000	1,000,000			2,500,000
Parks and Recreation - Trails Total		551,000	0	1,500,000	1,000,000	1,200,000	0	4,251,000

Public Safety Department

Public Safety Building	PUBSF 24-01	13,500,000						13,500,000
Refurbish Old Public Safety Building	PUBSF 26-01		7,000,000					7,000,000
Public Safety Department Total		13,500,000	7,000,000	0	0	0	0	20,500,000

Roads

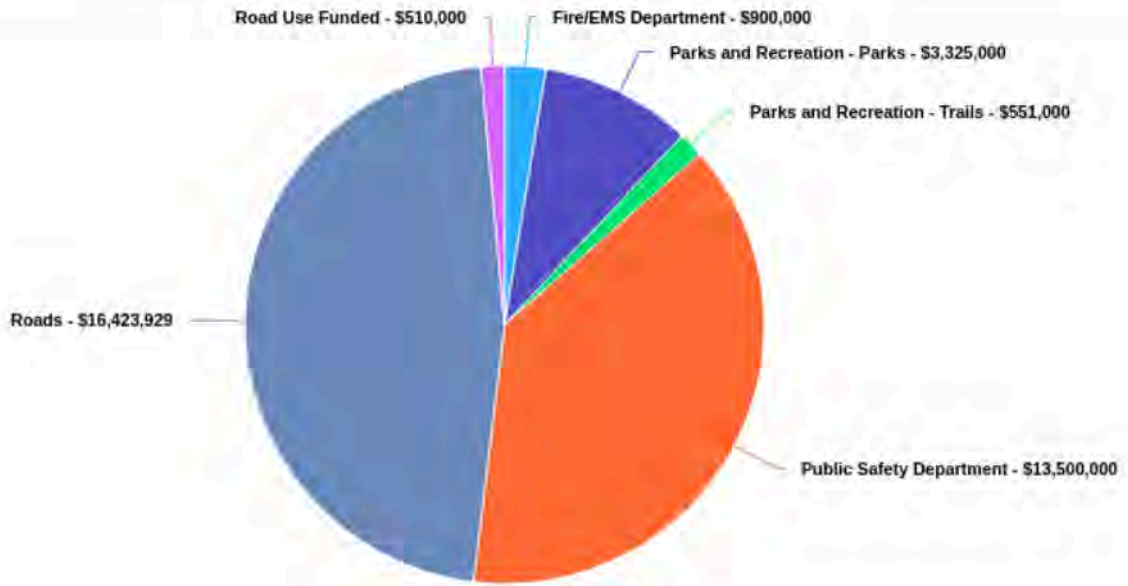
University Avenue Area Improvements	ROADS 23-01	13,000,000	12,000,000	39,100,000	14,500,000			78,600,000
Waukee Safe Routes to Schools Improvements	ROADS 23-02	580,000						580,000
U Place Culvert Replacement	ROADS 24-11	205,000						205,000
NW 10th Street Improvements Phase 2	ROADS 25-02					15,940,000		15,940,000
N Warrior Ln Little Walnut Creek Culvert	ROADS 25-04		100,000		6,250,000			6,350,000
SE University Ave Widening	ROADS 25-05						8,500,000	8,500,000
Grand Prairie Pkwy/I-80 Interchange Repayment	ROADS 25-06	733,929	733,929	733,929	733,929	733,929	733,929	4,403,574
11th and 17th Street Culverts	ROADS 25-07	1,155,000						1,155,000
SE L Grant Pkwy/SE Esker Ridge Dr Traffic Signal	ROADS 26-03		300,000					300,000
Corene Acres Improvements Phase 1	ROADS 26-04			3,815,000				3,815,000
Downtown Street Improvements	ROADS 26-05		2,000,000					2,000,000
10th Street Extension	ROADS 26-06		23,800,000					23,800,000
SE Waco Pl Widening	ROADS 26-07		400,000					400,000
NE Alice's Road Widening Phases 1A & 1B	ROADS 27-01		3,000,000	2,000,000				5,000,000
SE Ashworth Rd Widening Phase 2	ROADS 27-02				13,350,000			13,350,000
Corene Acres Improvements Phase 2	ROADS 27-03				4,900,000			4,900,000
Warrior Ln Improvements Phase 3	ROADS 28-01						4,000,000	4,000,000
SE Ashworth Rd Widening Phase 3	ROADS 28-02					13,275,000		13,275,000
Corene Acres Improvements Phase 3	ROADS 28-03					3,460,000		3,460,000
NE Alice's Rd & Douglas Pkwy Intersection Imp.	ROADS 28-04				1,500,000			1,500,000
I-80/Ute Ave Interchange Ramps Signalization	ROADS 30-01						2,400,000	2,400,000
Corene Acres Improvements Phase 4	ROADS 30-02						2,000,000	2,000,000
Annual Developer Lane Additions	ROADS ANN-01	350,000	350,000	350,000	350,000	350,000	350,000	2,100,000

Department	Project #	2025	2026	2027	2028	2029	2030	Total
Annual Kettlestone Street Light Reimb & Replacmnt	ROADS ANN-02	150,000	150,000	150,000	150,000	150,000	150,000	900,000
ADA Transition Plan Improvements	ROADS ANN-03	100,000	100,000	100,000	100,000	100,000	100,000	600,000
Annual Corridor Enhancements	ROADS ANN-04	150,000	500,000	500,000	500,000	150,000	150,000	1,950,000
Roads Total		16,423,929	43,433,929	46,748,929	42,333,929	34,158,929	18,383,929	201,483,574

Road Use Funded

Annual Pavement Overlays	ROADFUND 1	130,000	400,000	500,000	600,000	700,000	800,000	3,130,000
Annual Street Patching Projects	ROADFUND 2	300,000	350,000	400,000	450,000	500,000	550,000	2,550,000
Annual Pavement Marking Painting	ROADFUND 3	80,000	100,000	125,000	125,000	150,000	150,000	730,000
Road Use Funded Total		510,000	850,000	1,025,000	1,175,000	1,350,000	1,500,000	6,410,000
GRAND TOTAL		35,209,929	55,733,929	55,833,929	46,590,929	38,278,929	27,433,929	258,081,574

2025 through 2025
Governmental Funds Capital Project Summary
 Waukee, IA
Department Summary

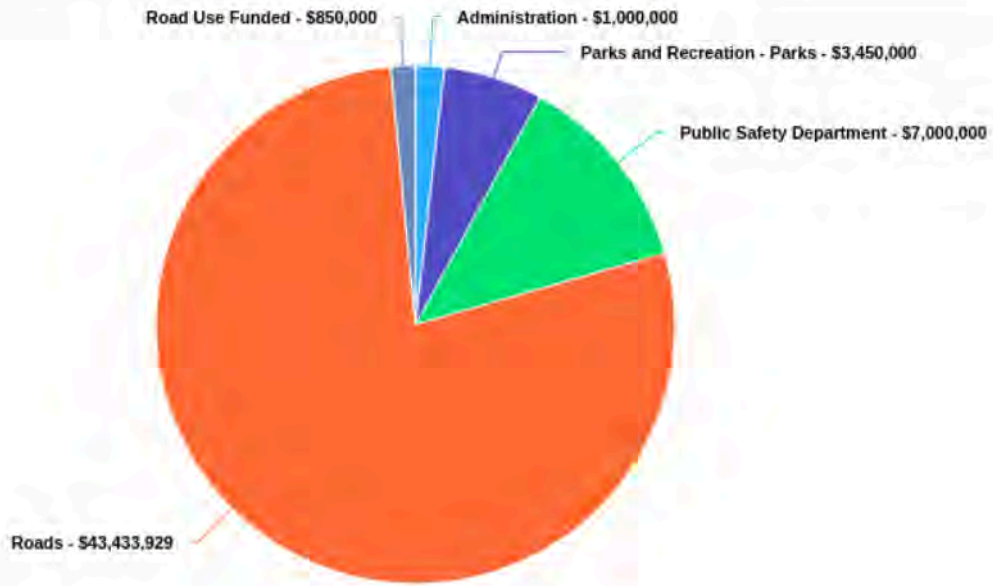


Department	2025	Total
Fire/EMS Department	900,000	900,000
Parks and Recreation - Parks	3,325,000	3,325,000
Parks and Recreation - Trails	551,000	551,000
Public Safety Department	13,500,000	13,500,000
Roads	16,423,929	16,423,929
Road Use Funded	510,000	510,000
GRAND TOTAL	35,209,929	35,209,929

2025 through 2025
Governmental Funds Capital Project Summary
Waukee, IA
Projects By Department

Department	Project #	2025	Total
Fire/EMS Department			
Fire Engine	FIRE 26-01	900,000	900,000
Fire/EMS Department Total		900,000	900,000
Parks and Recreation - Parks			
Spring Crest Park	PARKS 24-01	1,000,000	1,000,000
Painted Woods West Park	PARKS 24-02	1,000,000	1,000,000
Ridge Pointe Park Pavement Replacement	PARKS 25-01	175,000	175,000
Centennial Park, Volleyball Court - Asphalt Repair	PARKS 25-02	350,000	350,000
Centennial Playground Equipment	PARKS 25-03	650,000	650,000
Public Art Initiative	PARKSANN-01	150,000	150,000
Parks and Recreation - Parks Total		3,325,000	3,325,000
Parks and Recreation - Trails			
Prairie Rose Greenway	TRAILS 24-01	551,000	551,000
Parks and Recreation - Trails Total		551,000	551,000
Public Safety Department			
Public Safety Building	PIESF 24-01	13,500,000	13,500,000
Public Safety Department Total		13,500,000	13,500,000
Roads			
University Avenue Area Improvements	ROADS 23-01	13,000,000	13,000,000
Waukee Safe Routes to Schools Improvements	ROADS 23-02	580,000	580,000
U Place Culvert Replacement	ROADS 24-11	205,000	205,000
Grand Prairie Pkwy/I-80 Interchange Repayment	ROADS 25-06	733,929	733,929
11th and 14th Street Culverts	ROADS 25-08	1,155,000	1,155,000
Annual Developer Lane Additions	ROADS ANN-01	350,000	350,000
Annual Kettlestone Street Light Reimb & Replacmnt	ROADS ANN-02	150,000	150,000
ADA Transition Plan Improvements	ROADS ANN-03	100,000	100,000
Annual Corridor Enhancements	ROADS ANN-04	150,000	150,000
Roads Total		16,423,929	16,423,929
Road use Funded			
Annual Pavement Overlays	ROADFUND 1	130,000	130,000
Annual Street Patching Projects	ROADFUND 2	300,000	300,000
Annual Pavement Marking Painting	ROADFUND 3	80,000	80,000
Road Use Funded Total		510,000	510,000
GRAND TOTAL		35,209,929	35,209,929

2026 through 2026
Governmental Funds Capital Project Summary
 Waukee, IA
Department Summary

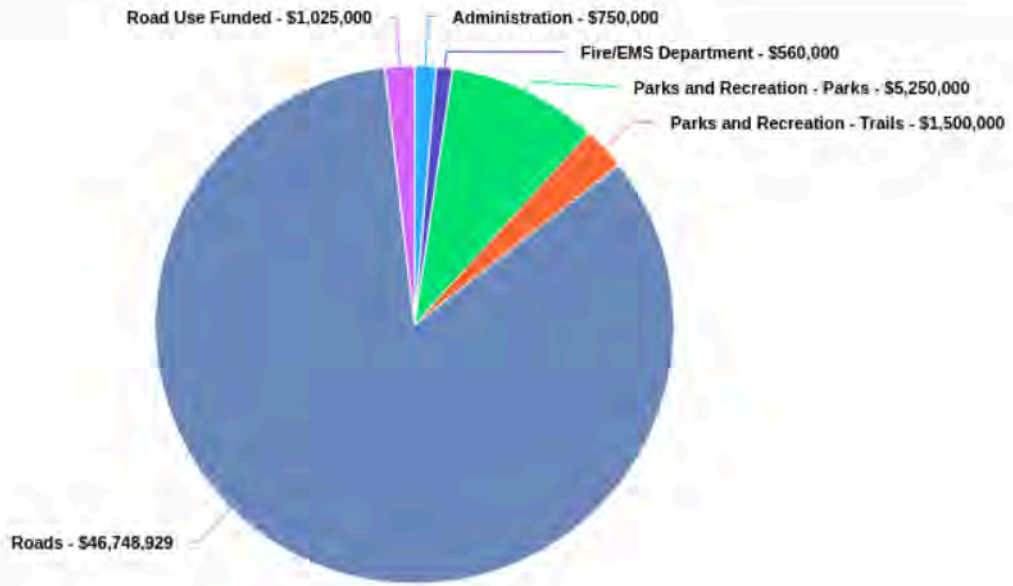


Department	2026	Total
Administration	1,000,000	1,000,000
Parks and Recreation - Parks	3,450,000	3,450,000
Public Safety Department	7,000,000	7,000,000
Roads	43,433,929	43,433,929
Road Use Funded	850,000	850,000
GRAND TOTAL	55,733,929	55,733,929

2026 through 2026
Governmental Funds Capital Project Summary
Waukee, IA
Projects By Department

Department	Project #	2026	Total
Administration			
Downtown Redevelopment Project	ADMIN 26-01	1,000,000	1,000,000
Administration Total		1,000,000	1,000,000
Parks and Recreation - Parks			
Spring Crest Park	PARKS 24-01	1,000,000	1,000,000
Painted Woods West Park	PARKS 24-02	2,000,000	2,000,000
National Fitness Campaign Ridge Pointe Park	PARKS 26-01	200,000	200,000
Public Art Initiative	PARKSANN-01	150,000	150,000
Annual - Park Improvements	PARKSANN-02	100,000	100,000
Parks and Recreation - Parks Total		3,450,000	3,450,000
Public Safety Department			
Refurbish Old Public Safety Building	PUBSF 26-01	7,000,000	7,000,000
Public Safety Department Total		7,000,000	7,000,000
Roads			
University Avenue Area Improvements	ROADS 23-01	12,000,000	12,000,000
N Warrior Ln Little Walnut Creek Culvert	ROADS 24-04	100,000	100,000
Grand Prairie Pkwy/I-80 Interchange Repayment	ROADS 25-05	733,929	733,929
SE LA Grant Pkwy/SE Esker Ridge Dr Traffic Signal	ROADS 26-03	300,000	300,000
Downtown Street improvements	ROADS 26-05	2,000,000	2,000,000
10th Street Extension	ROADS 26-06	22,800,000	23,800,000
SE Waco Pl Widening	ROADS 26-07	400,000	400,000
NE Alice Road Widening Phases 1A & 1B	ROADS 27-01	3,000,000	3,000,000
Annual Developer Lane Additions	ROADS ANN-01	350,000	350,000
Annual Kettlestone Street Light Reimb & Replacmnt	ROADS ANN-02	150,000	150,000
ADA Transition Plan Improvements	ROADS ANN-03	100,000	100,000
Annual Corridor Enhancements	ROADS ANN-04	500,000	500,000
Roads Total		43,433,929	43,433,929
Road Use Funded			
Annual Pavement Overlays	ROADFUND 1	400,000	400,000
Annual Street Patching Projects	ROADFUND 2	350,000	350,000
Annual Pavement Marking Painting	ROADFUND 3	100,000	100,000
Road Use Funded Total		850,000	850,000
GRAND TOTAL		55,733,929	55,733,929

2027 through 2027
Governmental Funds Capital Project Summary
 Waukee, IA
Department Summary

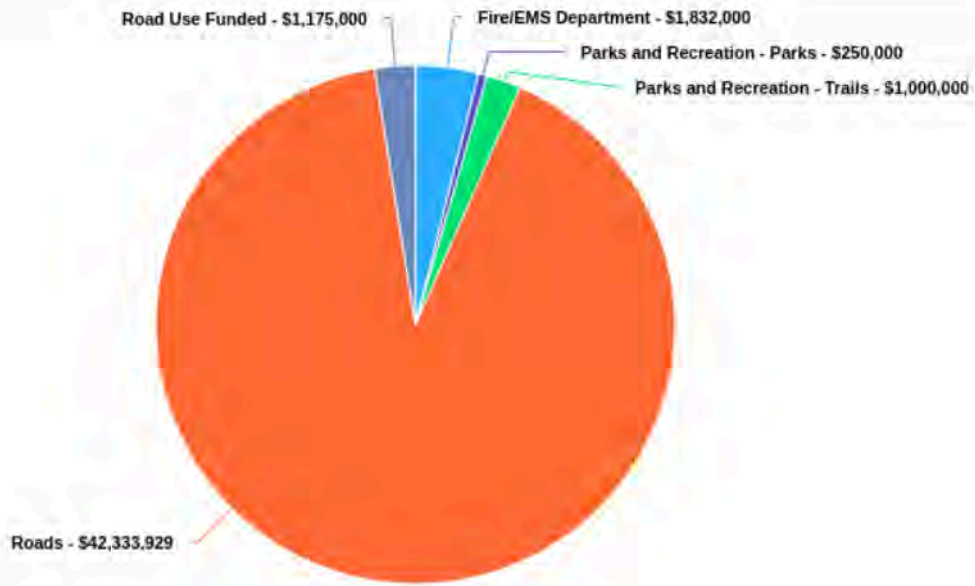


Department	2027	Total
Administration	750,000	750,000
Fire/EMS Department	560,000	560,000
Parks and Recreation - Parks	5,250,000	5,250,000
Parks and Recreation - Trails	1,500,000	1,500,000
Roads	46,748,929	46,748,929
Road Use Funded	1,025,000	1,025,000
GRAND TOTAL	55,833,929	55,833,929

2027 through 2027
Governmental Funds Capital Project Summary
Waukee, IA
Projects By Department

Department	Project #	2027	Total
Administration			
Solar Panels - 2027	ADMIN 27-01	750,000	750,000
Administration Total		750,000	750,000
Fire/EMS Department			
Ambulance	FIRE 26-02	560,000	560,000
Fire/EMS Department Total		560,000	560,000
Parks and Recreation - Parks			
Spring Crest Park	PARKS 24-01	5,000,000	5,000,000
Public Art Initiative	PARKSANN-01	150,000	150,000
Annual - Park Improvements	PARKSANN-02	100,000	100,000
Parks and Recreation - Parks Total		5,250,000	5,250,000
Parks and Recreation - Trails			
Little Walnut Creek Greenway Trail	TRAILS 27-01	1,500,000	1,500,000
Parks and Recreation - Trails Total		1,500,000	1,500,000
Roads			
University Avenue Area Improvements	ROADS 23-01	39,100,000	39,100,000
Grand Prairie Pkwy/I-80 Interchange Repayment	ROADS 25-06	733,929	733,929
Corene Acres Improvements Phase 1	ROADS 26-04	3,815,000	3,815,000
Jeff Alice's Road Widening Phases 1A & 1E	ROADS 27-01	2,000,000	2,000,000
Annual Developer Lane Additions	ROADS ANN-01	350,000	350,000
Annual Kettlestone Street Light Reimb & Replacmnt	ROADS ANN-02	150,000	150,000
ADA Transition Plan Improvements	ROADS ANN-03	100,000	100,000
Annual Corridor Enhancements	ROADS ANN-04	500,000	500,000
Roads Total		46,748,929	46,748,929
Road Use Funded			
Annual Pavement Overlays	ROADFUND 1	500,000	500,000
Annual Street Patching Projects	ROADFUND 2	400,000	400,000
Annual Pavement Marking Painting	ROADFUND 3	125,000	125,000
Road Use Funded Total		1,025,000	1,025,000
GRAND TOTAL		55,833,929	55,833,929

2028 through 2028
Governmental Funds Capital Project Summary
 Waukee, IA
Department Summary

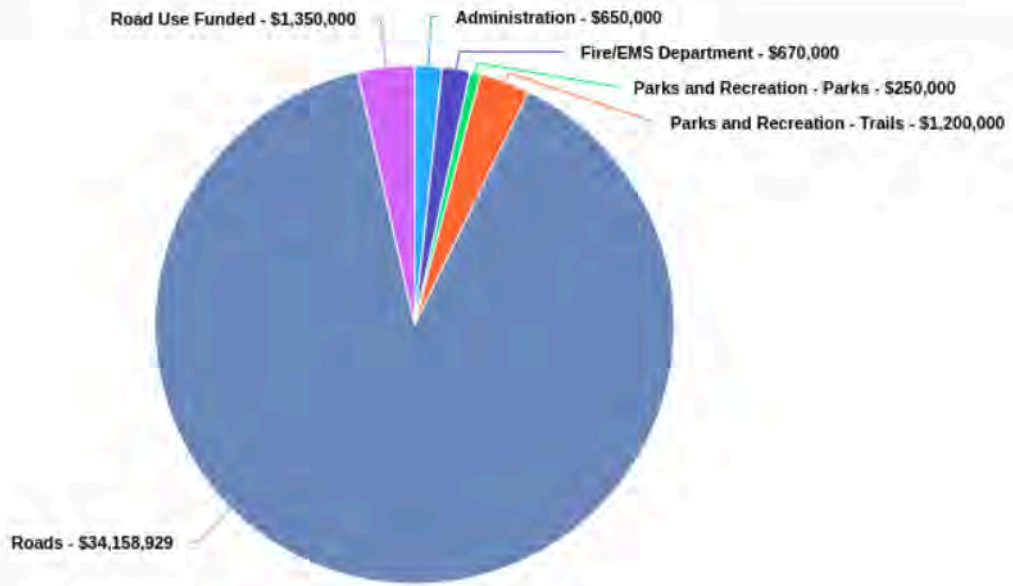


Department	2028	Total
Fire/EMS Department	1,832,000	1,832,000
Parks and Recreation - Parks	250,000	250,000
Parks and Recreation - Trails	1,000,000	1,000,000
Roads	42,333,929	42,333,929
Road Use Funded	1,175,000	1,175,000
GRAND TOTAL	46,590,929	46,590,929

2028 through 2028
Governmental Funds Capital Project Summary
Waukee, IA
Projects By Department

Department	Project #	2028	Total
Fire/EMS Department			
Ladder Truck	FIRE 28-01	1,832,000	1,832,000
Fire/EMS Department Total		1,832,000	1,832,000
Parks and Recreation - Parks			
Public Art Initiative	PARKSANN-01	150,000	150,000
Annual - Park Improvements	PARKSANN-02	100,000	100,000
Parks and Recreation - Parks Total		250,000	250,000
Parks and Recreation - Trails			
Little Walnut Creek Greenway Trail	TRAILS 27-01	1,000,000	1,000,000
Parks and Recreation - Trails Total		1,000,000	1,000,000
Roads			
University Avenue Area Improvements	ROADS 23-01	14,500,000	14,500,000
N Warrior Ln Little Walnut Creek Culvert	ROADS 25-04	6,250,000	6,250,000
Grand Prairie Pkwy/i-80 Interchange Repayment	ROADS 25-06	733,929	733,929
SE Ashworth Rd Widening Phase 2	ROADS 27-02	13,350,000	13,350,000
Corene Acres improvements Phase 2	ROADS 27-03	4,900,000	4,900,000
NE Dilice's Rd & Douglas Pkwy Intersection Imp.	ROADS 28-04	1,500,000	1,500,000
Annual Developer Lane Additions	ROADS ANN-01	350,000	350,000
Annual Kettlestone Street Light Reimb & Replacmnt	ROADS ANN-02	150,000	150,000
ADA Transition Plan Improvements	ROADS ANN-03	100,000	100,000
Annual Corridor Enhancements	ROADS ANN-04	500,000	500,000
Roads Total		42,333,929	42,333,929
Road Use Funded			
Annual Pavement Overlays	ROADFUND 1	600,000	600,000
Annual Street Patching Projects	ROADFUND 2	450,000	450,000
Annual Pavement Marking Painting	ROADFUND 3	125,000	125,000
Road Use Funded Total		1,175,000	1,175,000
GRAND TOTAL		46,590,929	46,590,929

2029 through 2029
Governmental Funds Capital Project Summary
 Waukee, IA
Department Summary

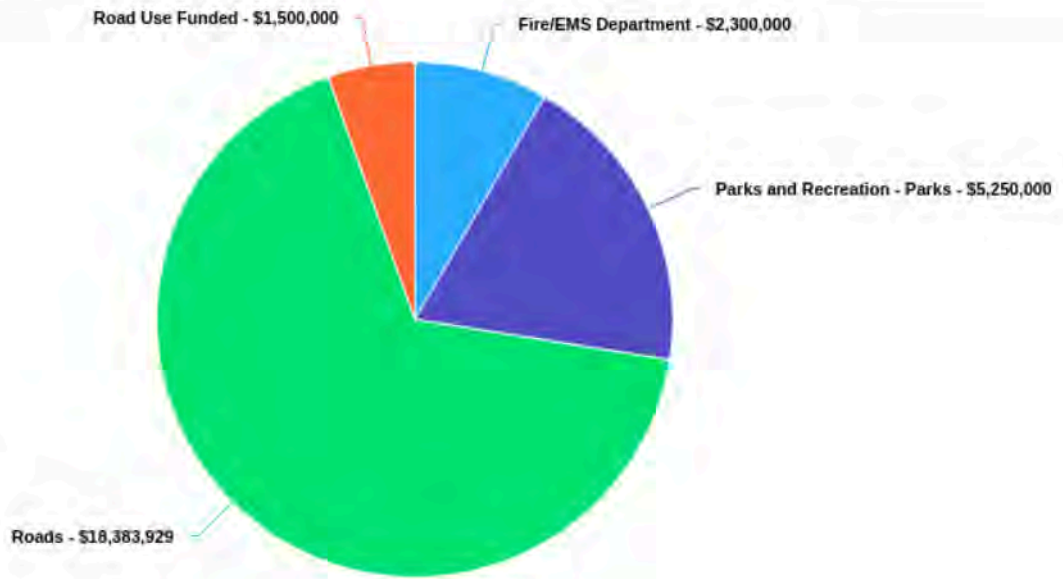


Department	2029	Total
Administration	650,000	650,000
Fire/EMS Department	670,000	670,000
Parks and Recreation - Parks	250,000	250,000
Parks and Recreation - Trails	1,200,000	1,200,000
Roads	34,158,929	34,158,929
Road Use Funded	1,350,000	1,350,000
GRAND TOTAL	38,278,929	38,278,929

2029 through 2029
Governmental Funds Capital Project Summary
Waukee, IA
Projects By Department

Department	Project #	2029	Total
Administration			
Solar Panels - 2029	ADMIN 29-01	650,000	650,000
Administration Total		650,000	650,000
Fire/EMS Department			
Ambulance	FIRE 29-01	670,000	670,000
Fire/EMS Department Total		670,000	670,000
Parks and Recreation - Parks			
Public Art Initiative	PARKSANN-01	150,000	150,000
Annual - Park Improvements	PARKSANN-02	100,000	100,000
Parks and Recreation - Parks Total		250,000	250,000
Parks and Recreation - Trails			
Kettlestone Greenway Phase 3	TRAILS 25-01	1,200,000	1,200,000
Parks and Recreation - Trails Total		1,200,000	1,200,000
Roads			
NW 10th Street Improvements Phase 2	ROADS 25-02	15,940,000	15,940,000
Grand Prairie Pkwy/I-80 Interchange Repayment	ROADS 25-06	733,929	733,929
SE Ashworth Rd Widening Phase 3	ROADS 28-02	13,275,000	13,275,000
Corene Acres Improvements Phase 3	ROADS 28-03	3,460,000	3,460,000
Annual Developer Lane Additions	ROADS ANN-01	350,000	350,000
Annual Kettlestone Street Light Reimb. Replacmnt	ROADS ANN-02	150,000	150,000
ADA Transition Plan Improvements	ROADS ANN-03	100,000	100,000
Annual Corridor Enhancements	ROADS ANN-04	150,000	150,000
Roads Total		34,158,929	34,158,929
Road Use Funded			
Annual Pavement Overlays	ROADFUND 1	700,000	700,000
Annual Street Patching Projects	ROADFUND 2	500,000	500,000
Annual Pavement Marking Painting	ROADFUND 3	150,000	150,000
Road Use Funded Total		1,350,000	1,350,000
GRAND TOTAL		38,278,929	38,278,929

2030 through 2030
Governmental Funds Capital Project Summary
 Waukee, IA
Department Summary

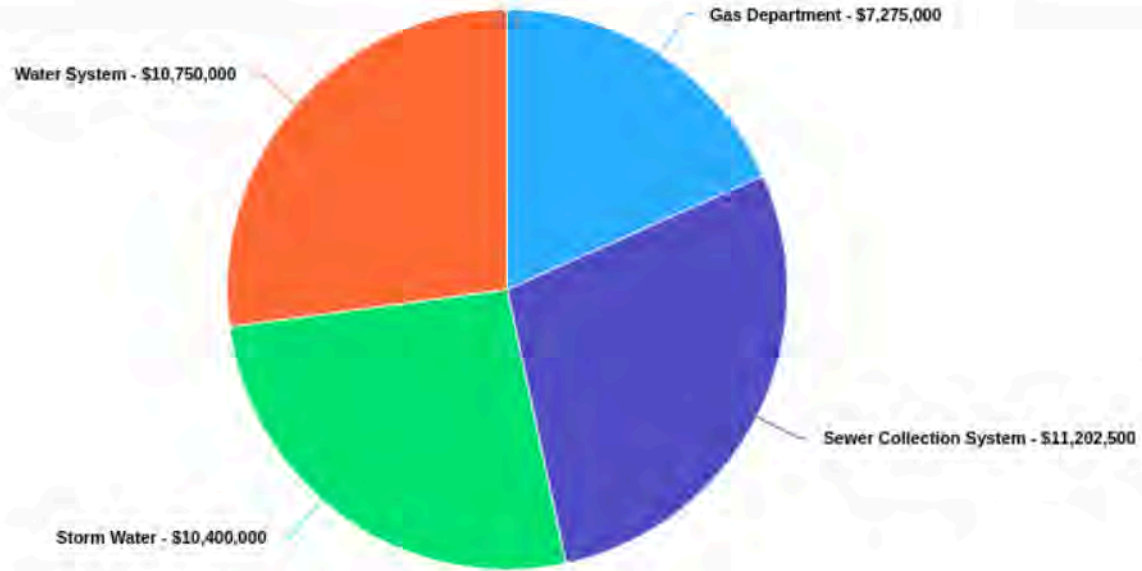


Department	2030	Total
Fire/EMS Department	2,300,000	2,300,000
Parks and Recreation - Parks	5,250,000	5,250,000
Roads	18,383,929	18,383,929
Road Use Funded	1,500,000	1,500,000
GRAND TOTAL	27,433,929	27,433,929

2030 through 2030
Governmental Funds Capital Project Summary
Waukee, IA
Projects By Department

Department	Project #	2030	Total
Fire/EMS Department			
Self-Contained Breathing Apparatus (SCBA)	FIRE 30-01	300,000	300,000
Ambulance (remount)	FIRE 30-02	200,000	200,000
Tender	FIRE 30-03	400,000	400,000
Fire Engine	FIRE 30-04	1,400,000	1,400,000
Fire/EMS Department Total		2,300,000	2,300,000
Parks and Recreation - Parks			
Centennial West Building	PARKS 30-01	5,000,000	5,000,000
Public Art Initiative	PARKSANN-01	150,000	150,000
Annual - Park Improvements	PARKSANN-02	100,000	100,000
Parks and Recreation - Parks Total		5,250,000	5,250,000
Roads			
SE University Ave Widening	ROADS 25-05	8,500,000	8,500,000
Grand Prairie Pkwy/I-80 Interchange Repayment	ROADS 25-06	733,929	733,929
Warrior Ln Improvements Phase 3	ROADS 28-01	4,000,000	4,000,000
I-80/Ute Ave Interchange Ramps Signalization	ROADS 30-01	2,400,000	2,400,000
Corene Acres Improvements Phase 4	ROADS 30-02	2,000,000	2,000,000
Annual Developer Lane Additions	ROADS ANN-01	350,000	350,000
Annual Kettlestone Street Light Reimb & Replacmnt	ROADS ANN-02	150,000	150,000
ADA Transition Plan Improvements	ROADS ANN-03	100,000	100,000
Annual Corridor Enhancements	ROADS ANN-04	150,000	150,000
Roads Total		18,383,929	18,383,929
Road Use Funded			
Annual Pavement Overlays	ROADFUND 1	800,000	800,000
Annual Street Patching Projects	ROADFUND 2	550,000	550,000
Annual Pavement Marking Painting	ROADFUND 3	150,000	150,000
Road Use Funded Total		1,500,000	1,500,000
 GRAND TOTAL		 27,433,929	 27,433,929

2025 through 2030
Enterprise Funds Capital Project Summary
 Waukee, IA
Department Summary



Department	2025	2026	2027	2028	2029	2030	Total
Gas Department	860,000	1,222,000	1,533,000	1,445,000	1,218,000	997,000	7,275,000
Sewer Collection System	2,217,500	2,000,000	555,000	510,000	3,080,000	2,840,000	11,202,500
Storm Water	125,000	2,025,000	1,660,000	4,305,000	980,000	1,305,000	10,400,000
Water System	1,515,000	2,030,000	2,035,000	1,875,000	1,905,000	1,390,000	10,750,000
GRAND TOTAL	4,717,500	7,277,000	5,763,000	8,135,000	7,183,000	6,532,000	39,627,500

2025 through 2030
Enterprise Funds Capital Project Summary
Waukee, IA
Projects By Department

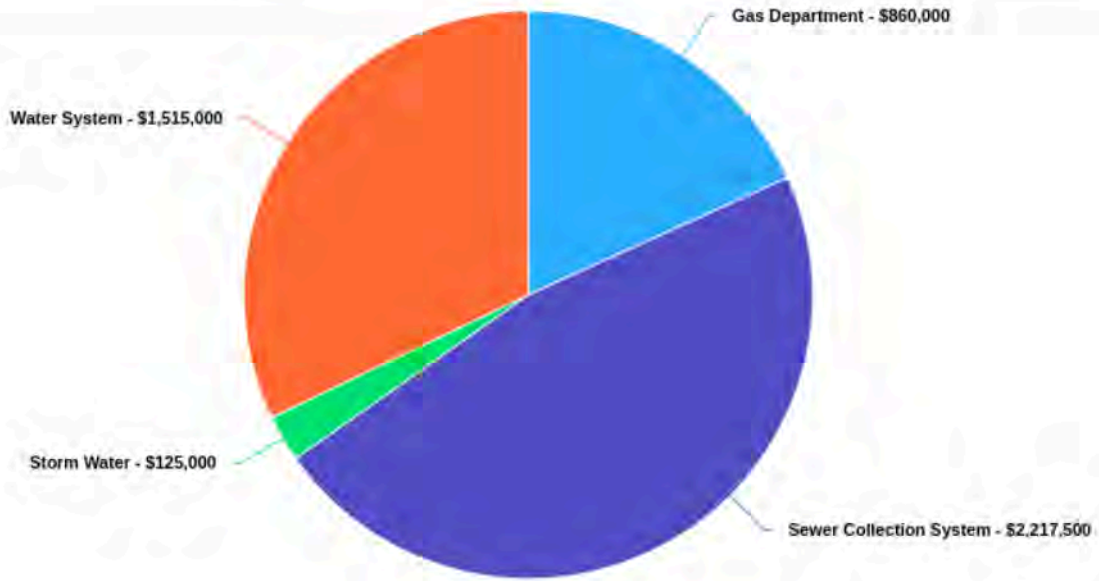
Department	Project #	2025	2026	2027	2028	2029	2030	Total
Gas Department								
10-inch Gas Main Project - 2024	GAS 25-02			650,000				650,000
DRS 12 Modification Project	GAS 25-05		115,000					115,000
8-inch Gas Main Project	GAS 26-03		235,000					235,000
8-inch Sectionalizing Valve	GAS 28-01				550,000			550,000
DRS #11 Installation Project	GAS 29-01					275,000		275,000
Gas main and service rehabilitation	GAS ANN-01	80,000	80,000	80,000	80,000	80,000	80,000	480,000
Gas Main/Service Line Installation	GAS ANN-02	500,000	500,000	500,000	500,000	500,000	500,000	3,000,000
Annual 6-inch/4-inch Gas Main Installation	GAS ANN-03	280,000	292,000	303,000	315,000	323,000	417,000	1,970,000
Gas Department Total		860,000	1,222,000	1,533,000	1,445,000	1,218,000	997,000	7,275,000

Sewer Collection System

Lift Station Number 6 Rehabilitation	SEWER 24-02	759,000						759,000
Bluestem Trunk Sewer Phase 2	SEWER 25-01	200,000						200,000
Lift Station No. 4 Rehabilitation	SEWER 25-03	678,500						678,500
West Area Trunk Sewer Phase 3	SEWER 25-04	400,000	2,000,000					2,400,000
Corene Acres Improvements Phase 1 - Sewer	SEWER 26-02			175,000				175,000
Corene Acres Improvements Phase 2 - Sewer	SEWER 27-01				510,000			510,000
Ashworth Dr Sanitary Extension	SEWER 27-02			200,000				200,000
Little Walnut Creek Trunk Sewer Extension Phase 6	SEWER 28-01					2,640,000		2,640,000
Corene Acres Improvements Phase 3	SEWER 29-01					260,000		260,000
Hunter Hollow Sanitary Sewer Extension	SEWER 30-01						2,840,000	2,840,000
Inflow and Infiltration Project	SEWER ANN-01	180,000		180,000		180,000		540,000
Sewer Collection System Total		2,217,500	2,000,000	555,000	510,000	3,080,000	2,840,000	11,202,500

Department	Project #	2025	2026	2027	2028	2029	2030	Total
Storm Water								
Waukee Towne Center Pond	STORM 23-01						400,000	400,000
Little Walnut Creek Regional Stormwater Wetland	STORM 24-02		2,000,000					2,000,000
Sugar Creek Watershed Improvements Phase 1	STORM 26-01			1,535,000				1,535,000
Sugar Creek Watershed Improvements Phase 2	STORM 28-01				4,280,000			4,280,000
Sugar Creek Watershed Improvements Phase 3	STORM 29-01					855,000		855,000
Sugar Creek Watershed Improvements Phase 4	STORM 30-01						880,000	880,000
Annual Storm Sewer Improvements - System wide	STORM ANN01	25,000	25,000	25,000	25,000	25,000	25,000	150,000
Biennial Storm Sewer Improvements	STORM BI-01	100,000		100,000		100,000		300,000
Storm Water Total		125,000	2,025,000	1,660,000	4,305,000	980,000	1,305,000	10,400,000
Water System								
Transite Water Main Replacement Phase 4	WATER 25-01	1,000,000						1,000,000
CIWW Initial Start Up & Saylorville Expansion	WATER 25-02	90,000	385,000	850,000	1,020,000	1,315,000	1,315,000	4,975,000
Little Walnut Creek Dr Watermain Improvements	WATER 26-01		720,000					720,000
Corene Acres Improvements Phase 1 - Water	WATER 26-02			510,000				510,000
Boone Drive Booster Station Rehabilitation	WATER 26-03		650,000					650,000
S Warrior Ln - Ashworth Dr Improvements	WATER 26-04		200,000					200,000
Corene Acres Improvements Phase 2 - Water	WATER 27-01				780,000			780,000
Sugar Creek Ln Water Main Improvements	WATER 28-01			600,000				600,000
Corene Acres Improvements Phase 3 - Water	WATER 28-02					515,000		515,000
Elevated Water Storage Tank	WATER 29-01	350,000						350,000
Annual Water Main Improvements Program	WATER ANN-01	75,000	75,000	75,000	75,000	75,000	75,000	450,000
Water System Total		1,515,000	2,030,000	2,035,000	1,875,000	1,905,000	1,390,000	10,750,000
GRAND TOTAL		4,717,500	7,277,000	5,783,000	8,135,000	7,183,000	6,532,000	39,627,500

2025 through 2025
Enterprise Funds Capital Project Summary
 Waukee, IA
Department Summary

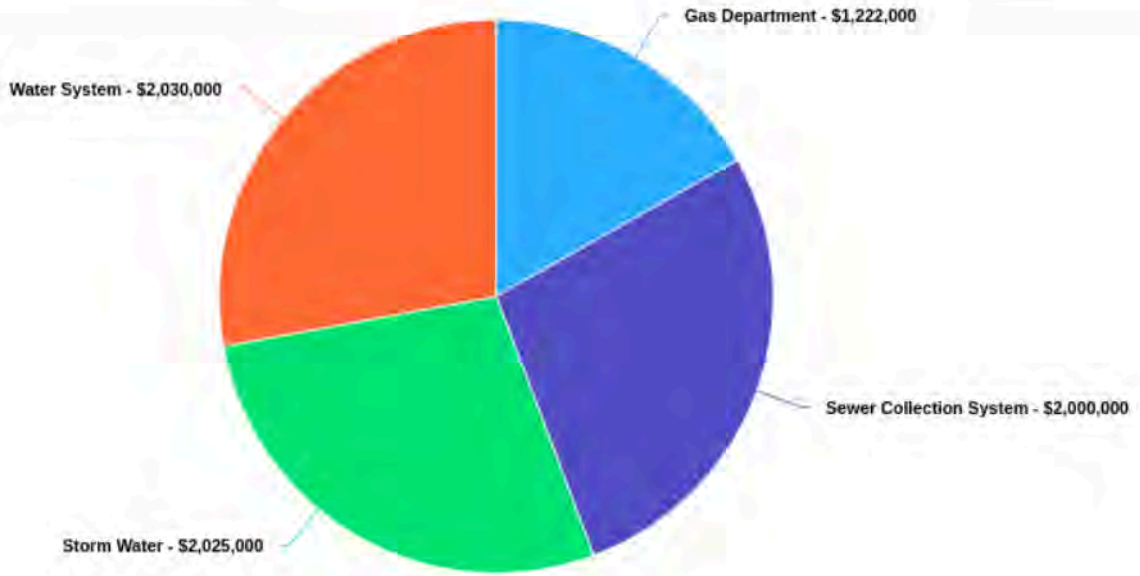


Department	2025	Total
Gas Department	860,000	860,000
Sewer Collection System	2,217,500	2,217,500
Storm Water	125,000	125,000
Water System	1,515,000	1,515,000
GRAND TOTAL	4,717,500	4,717,500

2025 through 2025
Enterprise Funds Capital Project Summary
Waukee, IA
Projects By Department

Department	Project #	2025	Total
Gas Department			
Gas Main and Service Rehabilitation	<i>GAS ANN-01</i>	80,000	80,000
Gas Main/Service Line Installation	<i>GAS ANN-02</i>	500,000	500,000
Annual 6-inch/4-inch Gas Main Installation	<i>GAS ANN-03</i>	280,000	280,000
Gas Department Total		860,000	860,000
Sewer Collection System			
Lift Station Number 6 Rehabilitation	<i>SEWER 24-02</i>	759,000	759,000
Bluestem Trunk Sewer Phase 2	<i>SEWER 25-01</i>	200,000	200,000
Lift Station No. 4 Rehabilitation	<i>SEWER 25-03</i>	678,500	678,500
West Area Trunk Sewer Phase 3	<i>SEWER 25-04</i>	400,000	400,000
Inflow and Infiltration Project	<i>SEWER ANN-01</i>	180,000	180,000
Sewer Collection System Total		2,217,500	2,217,500
Storm Water			
Annual Storm Sewer Improvements - System wide	<i>STORM ANN01</i>	25,000	25,000
Biennial Storm Sewer Improvements	<i>STORM BI-01</i>	100,000	100,000
Storm Water Total		125,000	125,000
Water System			
Transite Water Main Replacement Phase 4	<i>WATER 25-01</i>	1,000,000	1,000,000
CIWW Initial Start Up & Saylorville Expansion	<i>WATER 25-02</i>	90,000	90,000
Elevated Water Storage Tank	<i>WATER 29-01</i>	350,000	350,000
Annual Water Main Improvements Program	<i>WATER ANN-01</i>	75,000	75,000
Water System Total		1,515,000	1,515,000
GRAND TOTAL		4,717,500	4,717,500

2026 through 2026
Enterprise Funds Capital Project Summary
 Waukee, IA
Department Summary

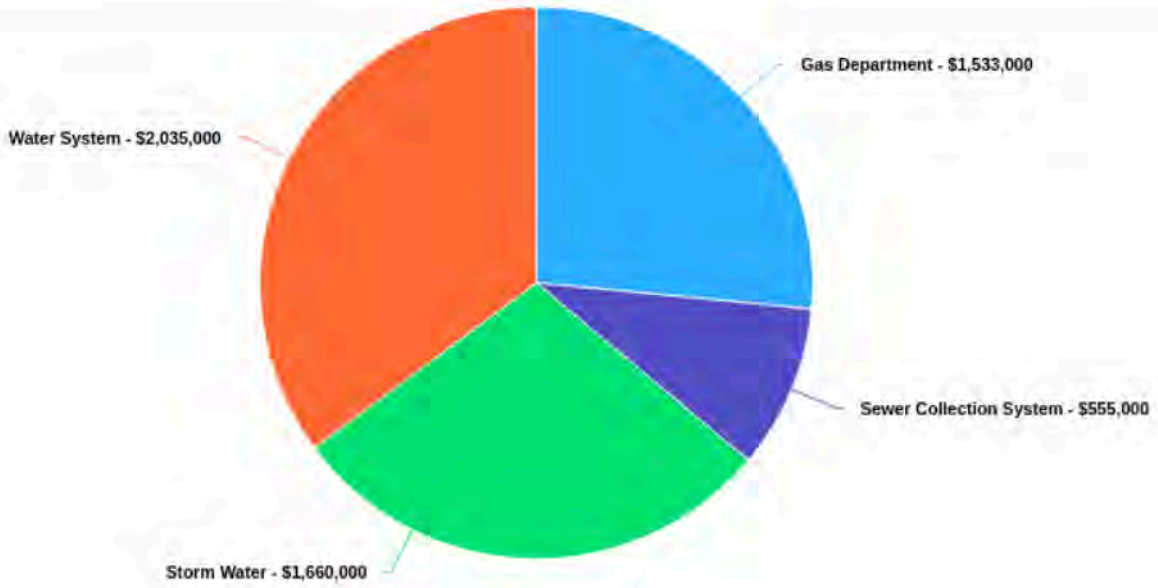


Department	2026	Total
Gas Department	1,222,000	1,222,000
Sewer Collection System	2,000,000	2,000,000
Storm Water	2,025,000	2,025,000
Water System	2,030,000	2,030,000
GRAND TOTAL	7,277,000	7,277,000

2026 through 2026
Enterprise Funds Capital Project Summary
Waukee, IA
Projects By Department

Department	Project #	2026	Total
Gas Department			
DRS 12 Modification Project	GAS 25-05	115,000	115,000
8-inch Gas Main Project	GAS 26-03	235,000	235,000
Gas Main and Service Rehabilitation	GAS ANN-01	80,000	80,000
Gas Main/Service Line Installation	GAS ANN-02	500,000	500,000
Annual 6-inch/4-inch Gas Main Installation	GAS ANN-03	292,000	292,000
Gas Department Total		1,222,000	1,222,000
Sewer Collection System			
West Area Trunk Sewer Phase 3	SEWER 25-04	2,000,000	2,000,000
Sewer Collection System Total		2,000,000	2,000,000
Storm Water			
Little Walnut Creek Regional Stormwater Wetland	STORM 24-02	2,000,000	2,000,000
Annual Storm Sewer Improvements - System wide	STORM ANN01	25,000	25,000
Storm Water Total		2,025,000	2,025,000
Water System			
CIWW Initial Start Up & Saylorville Expansion	WATER 25-02	385,000	385,000
Little Walnut Creek Dr Watermain Improvements	WATER 26-01	720,000	720,000
Boone Drive Booster Station Rehabilitation	WATER 26-03	650,000	650,000
S Warrior Ln - Ashworth Dr Improvements	WATER 26-04	200,000	200,000
Annual Water Main Improvements Program	WATER ANN-01	75,000	75,000
Water System Total		2,030,000	2,030,000
GRAND TOTAL		7,277,000	7,277,000

2027 through 2027
Enterprise Funds Capital Project Summary
 Waukee, IA
Department Summary

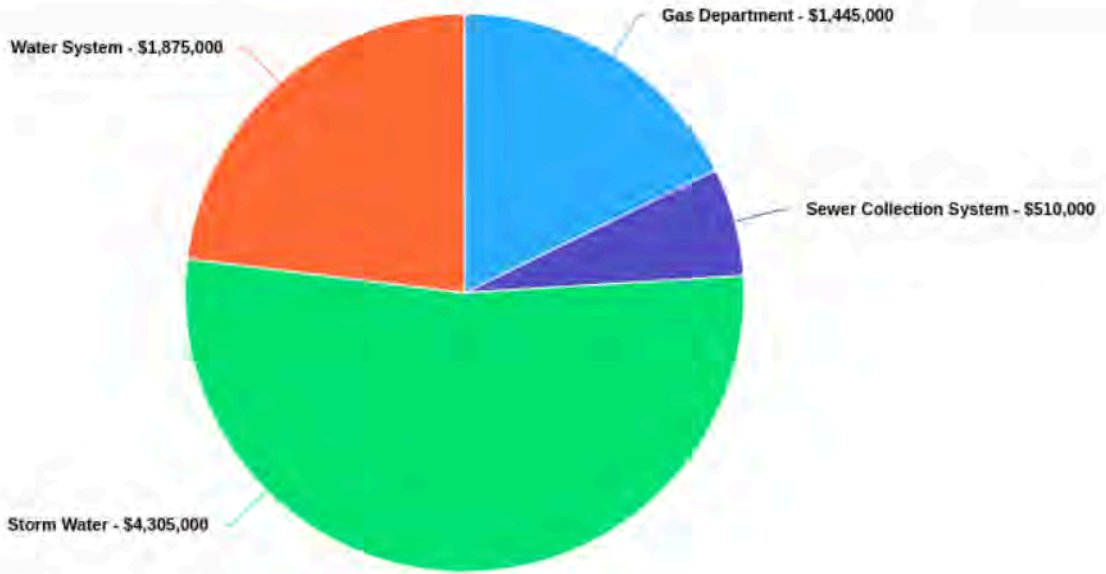


Department	2027	Total
Gas Department	1,533,000	1,533,000
Sewer Collection System	555,000	555,000
Storm Water	1,660,000	1,660,000
Water System	2,035,000	2,035,000
GRAND TOTAL	5,783,000	5,783,000

2027 through 2027
Enterprise Funds Capital Project Summary
Waukee, IA
Projects By Department

Department	Project #	2027	Total
Gas Department			
10-inch Gas Main Project - 2024	GAS 25-02	650,000	650,000
Gas Main and Service Rehabilitation	GAS ANN-01	80,000	80,000
Gas Main/Service Line Installation	GAS ANN-02	500,000	500,000
Annual 6-inch/4-inch Gas Main Installation	GAS ANN-03	303,000	303,000
Gas Department Total		1,533,000	1,533,000
Sewer Collection System			
Corene Acres Improvements Phase 1 - Sewer	SEWER 26-02	175,000	175,000
Ashworth Dr Sanitary Extension	SEWER 27-02	200,000	200,000
Inflow and Infiltration Project	SEWER ANN-01	180,000	180,000
Sewer Collection System Total		555,000	555,000
Storm Water			
Sugar Creek Watershed Improvements Phase 1	STORM 26-01	1,535,000	1,535,000
Annual Storm Sewer Improvements - System wide	STORM ANN01	25,000	25,000
Biennial Storm Sewer Improvements	STORM BI-01	100,000	100,000
Storm Water Total		1,660,000	1,660,000
Water System			
CIWW Initial Start Up & Saylorville Expansion	WATER 25-02	850,000	850,000
Corene Acres Improvements Phase 1 - Water	WATER 26-02	510,000	510,000
Sugar Creek Ln Water Main Improvements	WATER 28-01	600,000	600,000
Annual Water Main Improvements Program	WATER ANN-01	75,000	75,000
Water System Total		2,035,000	2,035,000
GRAND TOTAL		5,783,000	5,783,000

2028 through 2028
Enterprise Funds Capital Project Summary
 Waukee, IA
Department Summary

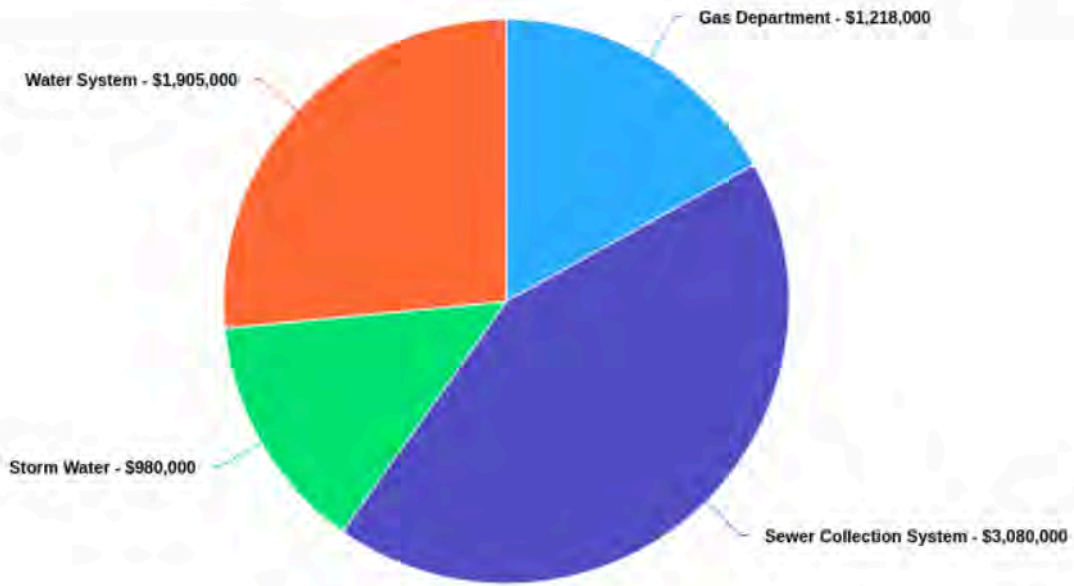


Department	2028	Total
Gas Department	1,445,000	1,445,000
Sewer Collection System	510,000	510,000
Storm Water	4,305,000	4,305,000
Water System	1,875,000	1,875,000
GRAND TOTAL	8,135,000	8,135,000

2028 through 2028
Enterprise Funds Capital Project Summary
 Waukee, IA
Projects By Department

Department	Project #	2028	Total
Gas Department			
8-inch Sectionalizing Valve	<i>GAS 28-01</i>	550,000	550,000
Gas Main and Service Rehabilitation	<i>GAS ANN-01</i>	80,000	80,000
Gas Main/Service Line Installation	<i>GAS ANN-02</i>	500,000	500,000
Annual 6-inch/4-inch Gas Main Installation	<i>GAS ANN-03</i>	315,000	315,000
Gas Department Total		1,445,000	1,445,000
Sewer Collection System			
Corene Acres Improvements Phase 2 - Sewer	<i>SEWER 27-01</i>	510,000	510,000
Sewer Collection System Total		510,000	510,000
Storm Water			
Sugar Creek Watershed Improvements Phase 2	<i>STORM 28-01</i>	4,280,000	4,280,000
Annual Storm Sewer Improvements - System wide	<i>STORM ANN01</i>	25,000	25,000
Storm Water Total		4,305,000	4,305,000
Water System			
CIWW Initial Start Up & Saylorville Expansion	<i>WATER 25-02</i>	1,020,000	1,020,000
Corene Acres Improvements Phase 2 - Water	<i>WATER 27-01</i>	780,000	780,000
Annual Water Main Improvements Program	<i>WATER ANN-01</i>	75,000	75,000
Water System Total		1,875,000	1,875,000
GRAND TOTAL		8,135,000	8,135,000

2029 through 2029
Enterprise Funds Capital Project Summary
 Waukee, IA
Department Summary

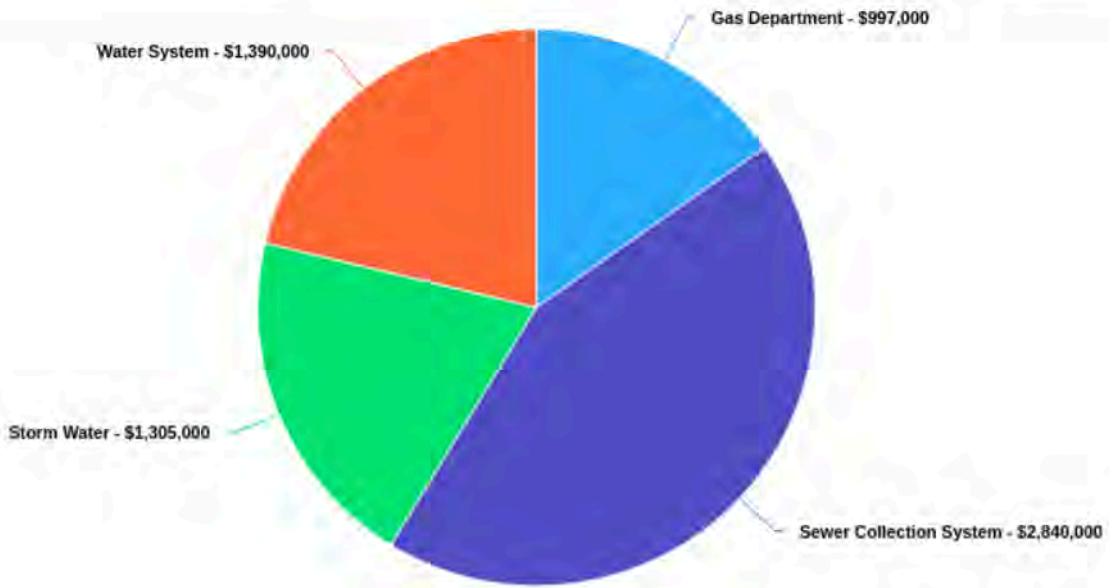


Department	2029	Total
Gas Department	1,218,000	1,218,000
Sewer Collection System	3,080,000	3,080,000
Storm Water	980,000	980,000
Water System	1,905,000	1,905,000
GRAND TOTAL	7,183,000	7,183,000

2029 through 2029
Enterprise Funds Capital Project Summary
Waukee, IA
Projects By Department

Department	Project #	2029	Total
Gas Department			
DRS #11 Installation Project	<i>GAS 29-01</i>	275,000	275,000
Gas Main and Service Rehabilitation	<i>GAS ANN-01</i>	80,000	80,000
Gas Main/Service Line Installation	<i>GAS ANN-02</i>	500,000	500,000
Annual 6-inch/4-inch Gas Main Installation	<i>GAS ANN-03</i>	363,000	363,000
Gas Department Total		1,218,000	1,218,000
Sewer Collection System			
Little Walnut Creek Trunk Sewer Extension Phase 6	<i>SEWER 28-01</i>	2,640,000	2,640,000
Corene Acres Improvements Phase 3	<i>SEWER 29-01</i>	260,000	260,000
Inflow and Infiltration Project	<i>SEWER ANN-01</i>	180,000	180,000
Sewer Collection System Total		3,080,000	3,080,000
Storm Water			
Sugar Creek Watershed Improvements Phase 3	<i>STORM 29-01</i>	855,000	855,000
Annual Storm Sewer Improvements - System wide	<i>STORM ANN01</i>	25,000	25,000
Biennial Storm Sewer Improvements	<i>STORM BI-01</i>	100,000	100,000
Storm Water Total		980,000	980,000
Water System			
CIWW Initial Start Up & Saylorville Expansion	<i>WATER 25-02</i>	1,315,000	1,315,000
Corene Acres Improvements Phase 3 - Water	<i>WATER 28-02</i>	515,000	515,000
Annual Water Main Improvements Program	<i>WATER ANN-01</i>	75,000	75,000
Water System Total		1,905,000	1,905,000
GRAND TOTAL		7,183,000	7,183,000

2030 through 2030
Enterprise Funds Capital Project Summary
 Waukee, IA
Department Summary



Department	2030	Total
Gas Department	997,000	997,000
Sewer Collection System	2,840,000	2,840,000
Storm Water	1,305,000	1,305,000
Water System	1,390,000	1,390,000
GRAND TOTAL	6,532,000	6,532,000

2030 through 2030
Enterprise Funds Capital Project Summary
Waukee, IA
Projects By Department

Department	Project #	2030	Total
Gas Department			
Gas Main and Service Rehabilitation	<i>GAS ANN-01</i>	80,000	80,000
Gas Main/Service Line Installation	<i>GAS ANN-02</i>	500,000	500,000
Annual 6-inch/4-inch Gas Main Installation	<i>GAS ANN-03</i>	417,000	417,000
Gas Department Total		997,000	997,000
Sewer Collection System			
Hunter Hollow Sanitary Sewer Extension	<i>SEWER 30-01</i>	2,840,000	2,840,000
Sewer Collection System Total		2,840,000	2,840,000
Storm Water			
Waukee Towne Center Pond	<i>STORM 23-01</i>	400,000	400,000
Sugar Creek Watershed Improvements Phase 4	<i>STORM 30-01</i>	880,000	880,000
Annual Storm Sewer Improvements - System wide	<i>STORM ANN01</i>	25,000	25,000
Storm Water Total		1,305,000	1,305,000
Water System			
CIWW Initial Start Up & Saylorville Expansion	<i>WATER 25-02</i>	1,315,000	1,315,000
Annual Water Main Improvements Program	<i>WATER ANN-31</i>	75,000	75,000
Water System Total		1,390,000	1,390,000
GRAND TOTAL		6,532,000	6,532,000

2026-2030

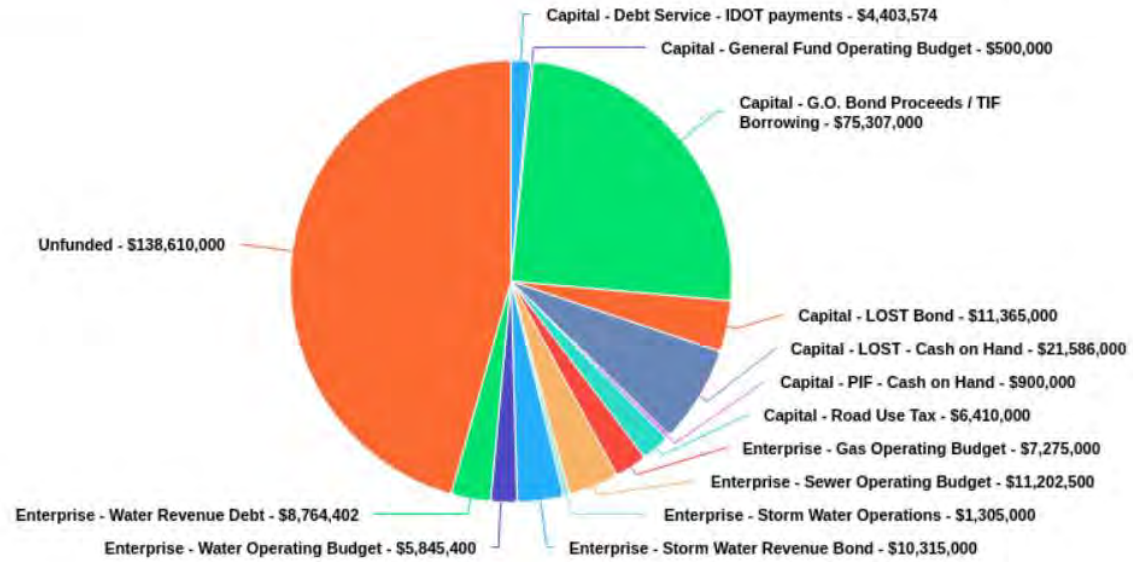
**Project
Funding**



Waukee

THE KEY TO GOOD LIVING

2025 through 2030 Capital Project Funding - Governmental and Enterprise Funds Waukee, IA Funding Source Summary



Source	2025	2026	2027	2028	2029	2030	Total
Capital - Debt Service - IDOT payments	733,929	733,929	733,929	733,929	733,929	733,929	4,403,574
Capital - General Fund Operating Budget		100,000	100,000	100,000	100,000	100,000	500,000
Capital - G.O. Bond Proceeds / TIF Borrowing	21,765,000	46,700,000	2,410,000	2,932,000	750,000	750,000	75,307,000
Capital - LOST Bond	11,365,000						11,365,000
Capital - LOST - Cash on Hand	4,686,000	3,200,000	6,500,000	1,000,000	1,200,000	5,000,000	21,586,000
Capital - PIF - Cash on Hand	150,000	150,000	150,000	150,000	150,000	150,000	900,000
Capital - Road Use Tax	510,000	850,000	1,025,000	1,175,000	1,350,000	1,500,000	6,410,000
Enterprise - Gas Operating Budget	860,000	1,222,000	1,533,000	1,445,000	1,218,000	997,000	7,275,000
Enterprise - Sewer Operating Budget	2,217,500	2,000,000	555,000	510,000	3,080,000	2,840,000	11,202,500
Enterprise - Storm Water Operations	125,000	25,000	125,000	25,000	125,000	880,000	1,305,000
Enterprise - Storm Water Revenue Bond	2,100,000	2,000,000	1,535,000	4,280,000		400,000	10,315,000
Enterprise - Water Operating Budget	1,495,400	1,650,000	1,185,000	855,000	590,000	75,000	5,845,400
Enterprise - Water Revenue Debt		8,764,402					8,764,402
Unfunded			44,915,000	40,500,000	33,995,000	19,200,000	138,610,000
GRAND TOTAL	46,007,829	67,390,331	60,766,929	53,705,929	43,291,929	32,625,929	303,788,876

2025 through 2030
Capital Project Funding - Governmental and Enterprise Funds
 Waukee, IA
Projects by Funding Source And Department

Source	Project #	2025	2026	2027	2028	2029	2030	Total
Capital - Debt Service - IDOT payments								
<u>Roads</u>								
Grand Prairie Pkwy/I-80 Interchange Repayment	ROADS 25-06	733,929	733,929	733,929	733,929	733,929	733,929	4,403,574
Roads Total		733,929	733,929	733,929	733,929	733,929	733,929	4,403,574
Capital - Debt Service - IDOT payments Total		733,929	733,929	733,929	733,929	733,929	733,929	4,403,574

Capital - General Fund Operating Budget

<u>Parks and Recreation - Parks</u>								
Annual - Park Improvements	PARKSANN-02		100,000	100,000	100,000	100,000	100,000	500,000
Parks and Recreation - Parks Total		0	100,000	100,000	100,000	100,000	100,000	500,000
Capital - General Fund Operating Budget Total		0	100,000	100,000	100,000	100,000	100,000	500,000

Capital - G.O. Bond Proceeds / TIF

Borrowing

<u>Administration</u>								
Downtown Redevelopment Project	ADMIN 26-01		1,000,000					1,000,000
Solar Panels - 2027	ADMIN 27-01			750,000				750,000
Administration Total		0	1,000,000	750,000	0	0	0	1,750,000

<u>Fire/EMS Department</u>								
Fire Engine	FIRE 26-01	900,000						900,000
Ambulance	FIRE 26-02			560,000				560,000
Ladder Truck	FIRE 28-01				1,832,000			1,832,000
Fire/EMS Department Total		900,000	0	560,000	1,832,000	0	0	3,292,000

<u>Parks and Recreation - Parks</u>								
Ridge Pointe Park Pavement Replacement	PARKS 25-01	175,000						175,000
Centennial Park, Volleyball Court - Asphalt Repair	PARKS 25-02	350,000						350,000
Centennial Playground Equipment	PARKS 25-03	650,000						650,000
Parks and Recreation - Parks Total		1,175,000	0	0	0	0	0	1,175,000

Public Safety Department

Produced Using Plan-It CIP Software

Source	Project #	2025	2026	2027	2028	2029	2030	Total
Refurbish Old Public Safety Building	PUBSF 26-01		7,000,000					7,000,000
Public Safety Department Total		0	7,000,000	0	0	0	0	7,000,000
<i>Roads</i>								
University Avenue Area Improvements	ROADS 23-01	17,000,000	8,000,000					25,000,000
Waukee Safe Routes to Schools Improvements	ROADS 23-02	580,000						580,000
U Place Culvert Replacement	ROADS 24-11	205,000						205,000
N Warrior Ln Little Walnut Creek Culvert	ROADS 25-04		100,000					100,000
11th and 17th Street Culverts	ROADS 25-08	1,155,000						1,155,000
SE LA Grant Pkwy/SE Esker Ridge Dr Traffic Signal	ROADS 26-03		300,000					300,000
Downtown Street Improvements	ROADS 26-05		2,000,000					2,000,000
10th Street Extension	ROADS 26-06		23,800,000					23,800,000
SE Waco Pl Widening	ROADS 26-07		400,000					400,000
NE Alice's Road Widening Phases 1A & 1B	ROADS 27-01		3,000,000					3,000,000
Annual Developer Lane Additions	RCADS ANN-01	350,000	350,000	350,000	350,000	350,000	350,000	2,100,000
Annual Kettlestone Street Light Reimb & Replacmnt	ROADS ANN-02	150,000	150,000	150,000	150,000	150,000	150,000	900,000
ADA Transition Plan Improvements	ROADS ANN-03	100,000	100,000	100,000	100,000	100,000	100,000	600,000
Annual Corridor Enhancements	ROADS ANN-04	150,000	500,000	500,000	500,000	150,000	150,000	1,950,000
Roads Total		19,690,000	38,700,000	1,100,000	1,100,000	750,000	750,000	62,090,000
Capital - G.O. Bond Proceeds / TIF Borrowing Total		21,765,000	46,700,000	2,410,000	2,932,000	750,000	750,000	75,307,000

Capital - LOST Bond

Public Safety Department

Public Safety Building	PUBSF 24-01	11,365,000						11,365,000
Public Safety Department Total		11,365,000	0	0	0	0	0	11,365,000
Capital - LOST Bond Total		11,365,000	0	0	0	0	0	11,365,000

Source	Project #	2025	2026	2027	2028	2029	2030	Total
Capital - LOST - Cash on Hand								
<u>Parks and Recreation - Parks</u>								
Spring Crest Park	PARKS 24-01	1,000,000	1,000,000	5,000,000				7,000,000
Painted Woods West Park	PARKS 24-02	1,000,000	2,000,000					3,000,000
National Fitness Campaign Ridge Pointe Park	PARKS 26-01		200,000					200,000
Centennial West Building	PARKS 30-01						5,000,000	5,000,000
Parks and Recreation - Parks Total		2,000,000	3,200,000	5,000,000	0	0	5,000,000	15,200,000
<u>Parks and Recreation - Trails</u>								
Prairie Rose Greenway	TRAILS 24-01	551,000						551,000
Kettlestone Greenway Phase 3	TRAILS 25-01					1,200,000		1,200,000
Little Walnut Creek Greenway Trail	TRAILS 27-01			1,500,000	1,000,000			2,500,000
Parks and Recreation - Trails Total		551,000	0	1,500,000	1,000,000	1,200,000	0	4,251,000
<u>Public Safety Department</u>								
Public Safety Building	PUBSF 24-01	2,135,000						2,135,000
Public Safety Department Total		2,135,000	0	0	0	0	0	2,135,000
Capital - LOST - Cash on Hand Total		4,686,000	3,200,000	6,500,000	1,000,000	1,200,000	5,000,000	21,586,000

Capital - PIF - Cash on Hand

<u>Parks and Recreation - Parks</u>								
Public Art Initiative	PARKSANN-01	150,000	150,000	150,000	150,000	150,000	150,000	900,000
Parks and Recreation - Parks Total		150,000	150,000	150,000	150,000	150,000	150,000	900,000
Capital - PIF - Cash on Hand Total		150,000	150,000	150,000	150,000	150,000	150,000	900,000

Capital - Road Use Tax

<u>Road Use Funded</u>								
Annual Pavement Overlays	ROADFUND 1	130,000	400,000	500,000	600,000	700,000	800,000	3,130,000
Annual Street Patching Projects	ROADFUND 2	300,000	350,000	400,000	450,000	500,000	550,000	2,550,000
Annual Pavement Marking Painting	ROADFUND 3	80,000	100,000	125,000	125,000	150,000	150,000	730,000
Road Use Funded Total		510,000	850,000	1,025,000	1,175,000	1,350,000	1,500,000	6,410,000
Capital - Road Use Tax Total		510,000	850,000	1,025,000	1,175,000	1,350,000	1,500,000	6,410,000

Source	Project #	2025	2026	2027	2028	2029	2030	Total
Enterprise - Gas Operating Budget								
<i>Gas Department</i>								
10-inch Gas Main Project - 2024	GAS 25-02			650,000				650,000
DRS 12 Modification Project	GAS 25-05		115,000					115,000
8-inch Gas Main Project	GAS 26-03		235,000					235,000
8-inch Sectionalizing Valve	GAS 28-01				550,000			550,000
DRS #11 Installation Project	GAS 29-01					275,000		275,000
Gas Main and Service Rehabilitation	GAS ANN-01	80,000	80,000	80,000	80,000	80,000	80,000	480,000
Gas Main/Service Line Installation	GAS ANN-02	500,000	500,000	500,000	500,000	500,000	500,000	3,000,000
Annual 6-inch/4-inch Gas Main Installation	GAS ANN-03	280,000	292,000	303,000	315,000	363,000	417,000	1,970,000
Gas Department Total		860,000	1,222,000	1,533,000	1,445,000	1,218,000	997,000	7,275,000
Enterprise - Gas Operating Budget Total		860,000	1,222,000	1,533,000	1,445,000	1,218,000	997,000	7,275,000

Enterprise - Sewer Operating Budget

<i>Sewer Collection System</i>								
Lift Station Number 6 Rehabilitation	SEWER 24-02	759,000						759,000
Bluestem Trunk Sewer Phase 2	SEWER 25-01	200,000						200,000
Lift Station No. 4 Rehabilitation	SEWER 25-03	678,500						678,500
West Area Trunk Sewer Phase 3	SEWER 25-04	400,000	2,000,000					2,400,000
Corene Acres Improvements Phase 1 - Sewer	SEWER 26-02			175,000				175,000
Corene Acres Improvements Phase 2 - Sewer	SEWER 27-01				510,000			510,000
Ashworth Dr Sanitary Extension	SEWER 27-02			200,000				200,000
Little Walnut Creek Trunk Sewer Extension Phase 6	SEWER 28-01					2,640,000		2,640,000
Corene Acres Improvements Phase 3	SEWER 29-01					260,000		260,000
Hunter Hollow Sanitary Sewer Extension	SEWER 30-01						2,840,000	2,840,000
Inflow and Infiltration Project	SEWER ANN-01	180,000		180,000		180,000		540,000
Sewer Collection System Total		2,217,500	2,000,000	555,000	510,000	3,080,000	2,840,000	11,202,500
Enterprise - Sewer Operating Budget Total		2,217,500	2,000,000	555,000	510,000	3,080,000	2,840,000	11,202,500

Source	Project #	2025	2026	2027	2028	2029	2030	Total
Enterprise - Storm Water Operations								
<i>Storm Water</i>								
Sugar Creek Watershed Improvements Phase 3	STORM 29-01						855,000	855,000
Annual Storm Sewer Improvements - System wide	STORM ANN01	25,000	25,000	25,000	25,000	25,000	25,000	150,000
Biennial Storm Sewer Improvements	STORM BI-01	100,000		100,000			100,000	300,000
Storm Water Total		125,000	25,000	125,000	25,000	125,000	880,000	1,305,000
Enterprise - Storm Water Operations Total		125,000	25,000	125,000	25,000	125,000	880,000	1,305,000

Enterprise - Storm Water Revenue

Bond

<i>Storm Water</i>								
Waukee Towne Center Pond	STORM 23-01	2,100,000					400,000	2,500,000
Little Walnut Creek Regional Stormwater Wetland	STORM 24-02		2,000,000					2,000,000
Sugar Creek Watershed Improvements Phase 1	STORM 26-01			1,535,000				1,535,000
Sugar Creek Watershed Improvements Phase 2	STORM 28-01				4,280,000			4,280,000
Storm Water Total		2,100,000	2,000,000	1,535,000	4,280,000	0	400,000	10,315,000
Enterprise - Storm Water Revenue Bond Total		2,100,000	2,000,000	1,535,000	4,280,000	0	400,000	10,315,000

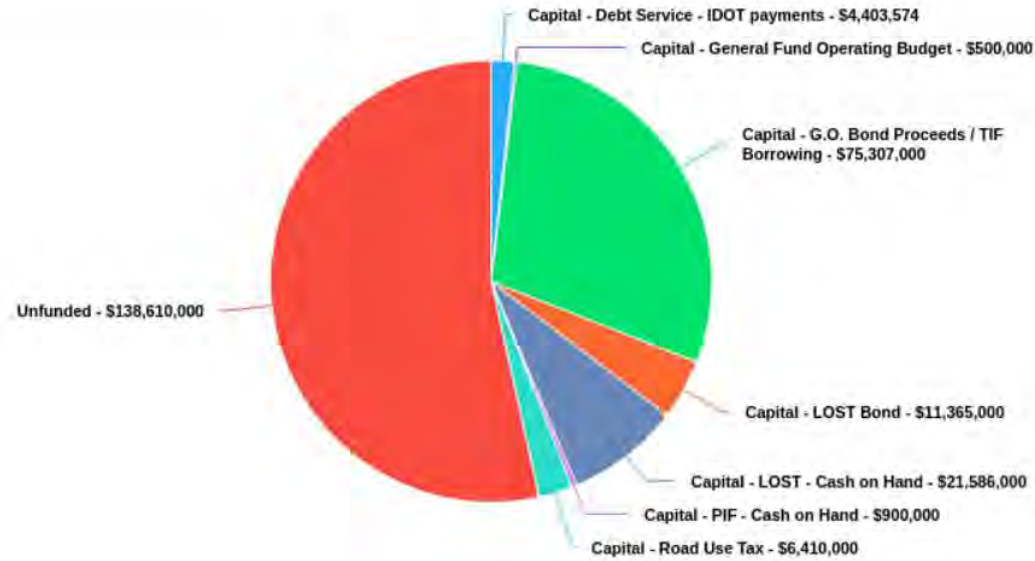
Enterprise - Water Operating Budget

<i>Water System</i>								
Transite Water Main Replacement Phase 4	WATER 25-01	1,000,000						1,000,000
CIWW Initial Start Up & Saylorville Expansion	WATER 25-02	70,400						70,400
Little Walnut Creek Dr Watermain Improvements	WATER 26-01		720,000					720,000
Corene Acres Improvements Phase 1 - Water	WATER 26-02			510,000				510,000
Boone Drive Booster Station Rehabilitation	WATER 26-03		650,000					650,000
S Warrior Ln - Ashworth Dr Improvements	WATER 26-04		200,000					200,000
Corene Acres Improvements Phase 2 - Water	WATER 27-01				780,000			780,000
Sugar Creek Ln Water Main Improvements	WATER 28-01			600,000				600,000
Corene Acres Improvements Phase 3 - Water	WATER 28-02					515,000		515,000
Elevated Water Storage Tank	WATER 29-01	350,000						350,000
Annual Water Main Improvements Program	WATER ANN-01	75,000	75,000	75,000	75,000	75,000	75,000	450,000
Water System Total		1,495,400	1,645,000	1,185,000	855,000	590,000	75,000	5,845,400
Enterprise - Water Operating Budget Total		1,495,400	1,645,000	1,185,000	855,000	590,000	75,000	5,845,400

Source	Project #	2025	2026	2027	2028	2029	2030	Total
Enterprise - Water Revenue Debt								
<u>Water System</u>								
CIWW Initial Start Up & Saylorville Expansion	WATER 25-02		8,764,402					8,764,402
Water System Total		0	8,764,402	0	0	0	0	8,764,402
Enterprise - Water Revenue Debt Total		0	8,764,402	0	0	0	0	8,764,402
Unfunded								
<u>Administration</u>								
Solar Panels - 2029	ADMIN 29-01					650,000		650,000
Administration Total		0	0	0	0	650,000	0	650,000
<u>Fire/EMS Department</u>								
Ambulance	FIRE 29-01					670,000		670,000
Self-Contained Breathing Apparatus (SCBA)	FIRE 30-01						300,000	300,000
Ambulance (remount)	FIRE 30-02						200,000	200,000
Tender	FIRE 30-03						400,000	400,000
Fire Engine	FIRE 30-04						1,400,000	1,400,000
Fire/EMS Department Total		0	0	0	0	670,000	2,300,000	2,970,000
<u>Roads</u>								
University Avenue Area Improvements	ROADS 23-01			39,100,000	14,500,000			53,600,000
NW 10th Street Improvements Phase 2	ROADS 25-02					15,940,000		15,940,000
N Warrior Ln Little Walnut Creek Culvert	ROADS 25-04				6,250,000			6,250,000
SE University Ave Widening	ROADS 25-05						8,500,000	8,500,000
Corene Acres Improvements Phase 1	ROADS 26-04			3,815,000				3,815,000
NE Alice's Road Widening Phases 1A & 1B	ROADS 27-01			2,000,000				2,000,000
SE Ashworth Rd Widening Phase 2	ROADS 27-02				13,350,000			13,350,000
Corene Acres Improvements Phase 2	ROADS 27-03				4,900,000			4,900,000
Warrior Ln Improvements Phase 3	ROADS 28-01						4,000,000	4,000,000
SE Ashworth Rd Widening Phase 3	ROADS 28-02					13,275,000		13,275,000
Corene Acres Improvements Phase 3	ROADS 28-03					3,460,000		3,460,000
NE Alice's Rd & Douglas Pkwy Intersection Imp.	ROADS 28-04				1,500,000			1,500,000
I-80/Ute Ave Interchange Ramps Signalization	ROADS 30-01						2,400,000	2,400,000
Corene Acres Improvements Phase 4	ROADS 30-02						2,000,000	2,000,000
Roads Total		0	0	44,915,000	40,500,000	32,675,000	16,900,000	134,990,000
Unfunded Total		0	0	44,915,000	40,500,000	33,995,000	19,200,000	138,610,000
 GRAND TOTAL		 46,007,829	 67,390,331	 60,766,929	 53,705,929	 43,291,929	 32,625,929	 303,788,876

Produced Using Plan-It CIP Software

2025 through 2030 Governmental Funds Capital Project Funding Waukee, IA Funding Source Summary



Source	2025	2026	2027	2028	2029	2030	Total
Capital - Debt Service - IDOT payments	733,929	733,929	733,929	733,929	733,929	733,929	4,403,574
Capital - General Fund Operating Budget		100,000	100,000	100,000	100,000	100,000	500,000
Capital - G.O. Bond Proceeds / TIF Borrowing	21,765,000	46,700,000	2,410,000	2,932,000	750,000	750,000	75,307,000
Capital - LOST Bond	11,365,000						11,365,000
Capital - LOST - Cash on Hand	4,686,000	3,200,000	6,500,000	1,000,000	1,200,000	5,000,000	21,586,000
Capital - PIF - Cash on Hand	150,000	150,000	150,000	150,000	150,000	150,000	900,000
Capital - Road Use Tax	510,000	850,000	1,025,000	1,175,000	1,350,000	1,500,000	6,410,000
Unfunded			44,915,000	40,500,000	33,995,000	19,200,000	138,610,000
GRAND TOTAL	39,209,929	51,733,929	55,833,929	46,590,929	38,278,929	27,433,929	259,081,574

2025 through 2030
Governmental Funds Capital Project Funding
 Waukee, IA
Projects by Funding Source And Department

Source	Project #	2025	2026	2027	2028	2029	2030	Total
Capital - Debt Service - IDOT payments								
<u>Roads</u>								
Grand Prairie Pkwy/I-80 Interchange Repayment	ROADS 25-06	733,929	733,929	733,929	733,929	733,929	733,929	4,403,574
Roads Total		733,929	733,929	733,929	733,929	733,929	733,929	4,403,574
Capital - Debt Service - IDOT payments Total		733,929	733,929	733,929	733,929	733,929	733,929	4,403,574
Capital - General Fund Operating Budget								
<u>Parks and Recreation - Parks</u>								
Annual - Park Improvements	PARKSANN-02		100,000	100,000	100,000	100,000	100,000	500,000
Parks and Recreation - Parks Total		0	100,000	100,000	100,000	100,000	100,000	500,000
Capital - General Fund Operating Budget Total		0	100,000	100,000	100,000	100,000	100,000	500,000
Capital - G.O. Bond Proceeds / TIF								
Borrowing								
<u>Administration</u>								
Downtown Redevelopment Project	ADMIN 26-01		1,000,000					1,000,000
Solar Panels - 2027	ADMIN 27-01			750,000				750,000
Administration Total		0	1,000,000	750,000	0	0	0	1,750,000
<u>Fire/EMS Department</u>								
Fire Engine	FIRE 26-01	900,000						900,000
Ambulance	FIRE 26-02			560,000				560,000
Ladder Truck	FIRE 28-01				1,832,000			1,832,000
Fire/EMS Department Total		900,000	0	560,000	1,832,000	0	0	3,292,000
<u>Parks and Recreation - Parks</u>								
Ridge Pointe Park Pavement Replacement	PARKS 25-01	175,000						175,000
Centennial Park, Volleyball Court - Asphalt Repair	PARKS 25-02	350,000						350,000
Centennial Playground Equipment	PARKS 25-03	650,000						650,000
Parks and Recreation - Parks Total		1,175,000	0	0	0	0	0	1,175,000
<u>Public Safety Department</u>								

Produced Using Plan-It CIP Software

Source	Project #	2025	2026	2027	2028	2029	2030	Total
Refurbish Old Public Safety Building	PUBSF 26-01		7,000,000					7,000,000
Public Safety Department Total		0	7,000,000	0	0	0	0	7,000,000
<i>Roads</i>								
University Avenue Area Improvements	ROADS 23-01	17,000,000	8,000,000					25,000,000
Waukee Safe Routes to Schools Improvements	ROADS 23-02	580,000						580,000
U Place Culvert Replacement	ROADS 24-11	205,000						205,000
N Warrior Ln Little Walnut Creek Culvert	ROADS 25-04		100,000					100,000
11th and 17th Street Culverts	ROADS 25-08	1,155,000						1,155,000
SE LA Grant Pkwy/SE Esker Ridge Dr Traffic Signal	ROADS 26-03		300,000					300,000
Downtown Street Improvements	ROADS 26-05		2,000,000					2,000,000
10th Street Extension	ROADS 26-06		23,800,000					23,800,000
SE Waco Pl Widening	ROADS 26-07		400,000					400,000
NE Alice's Road Widening Phases 1A & 1B	ROADS 27-01		3,000,000					3,000,000
Annual Developer Lane Additions	ROADS ANN-01	350,000	350,000	350,000	350,000	350,000	350,000	2,100,000
Annual Limestone Street Light Reimb & Replacmnt	ROADS ANN-02	150,000	150,000	150,000	150,000	150,000	150,000	900,000
ADA Transition Plan Improvements	ROADS ANN-03	100,000	100,000	100,000	100,000	100,000	100,000	600,000
Annual Corridor Enhancements	ROADS ANN-04	150,000	500,000	500,000	500,000	150,000	150,000	1,950,000
Roads Total		19,690,000	38,700,000	1,100,000	1,100,000	750,000	750,000	62,090,000
Capital - G.O. Bond Proceeds / TIF Borrowing Total		21,765,000	46,700,000	2,410,000	2,932,000	750,000	750,000	75,307,000

Capital - LOST Bond

Public Safety Department

Public Safety Building	PUBSF 24-01	11,365,000						11,365,000
Public Safety Department Total		11,365,000	0	0	0	0	0	11,365,000
Capital - LOST Bond Total		11,365,000	0	0	0	0	0	11,365,000

Source	Project #	2025	2026	2027	2028	2029	2030	Total
Capital - LOST - Cash on Hand								
<u>Parks and Recreation - Parks</u>								
Spring Crest Park	PARKS 24-01	1,000,000	1,000,000	5,000,000				7,000,000
Painted Woods West Park	PARKS 24-02	1,000,000	2,000,000					3,000,000
National Fitness Campaign Ridge Pointe Park	PARKS 26-01		200,000					200,000
Centennial West Building	PARKS 30-01						5,000,000	5,000,000
Parks and Recreation - Parks Total		2,000,000	3,200,000	5,000,000	0	0	5,000,000	15,200,000
<u>Parks and Recreation - Trails</u>								
Prairie Rose Greenway	TRAILS 24-01	551,000						551,000
Kettlestone Greenway Phase 3	TRAILS 25-01					1,200,000		1,200,000
Little Walnut Creek Greenway Trail	TRAILS 27-01			1,500,000	1,000,000			2,500,000
Parks and Recreation - Trails Total		551,000	0	1,500,000	1,000,000	1,200,000	0	4,251,000
<u>Public Safety Department</u>								
Public Safety Building	PUBSF 24-01	2,135,000						2,135,000
Public Safety Department Total		2,135,000	0	0	0	0	0	2,135,000
Capital - LOST - Cash on Hand Total		4,686,000	3,200,000	6,500,000	1,000,000	1,200,000	5,000,000	21,586,000

Capital - PIF - Cash on Hand

<u>Parks and Recreation - Parks</u>								
Public Art Initiative	PARKSANN-01	150,000	150,000	150,000	150,000	150,000	150,000	900,000
Parks and Recreation - Parks Total		150,000	150,000	150,000	150,000	150,000	150,000	900,000
Capital - PIF - Cash on Hand Total		150,000	150,000	150,000	150,000	150,000	150,000	900,000

Capital - Road Use Tax

<u>Road Use Funded</u>								
Annual Pavement Overlays	ROADFUND 1	130,000	400,000	500,000	600,000	700,000	800,000	3,130,000
Annual Street Patching Projects	ROADFUND 2	300,000	350,000	400,000	450,000	500,000	550,000	2,550,000
Annual Pavement Marking Painting	ROADFUND 3	80,000	100,000	125,000	125,000	150,000	150,000	730,000
Road Use Funded Total		510,000	850,000	1,025,000	1,175,000	1,350,000	1,500,000	6,410,000
Capital - Road Use Tax Total		510,000	850,000	1,025,000	1,175,000	1,350,000	1,500,000	6,410,000

Unfunded

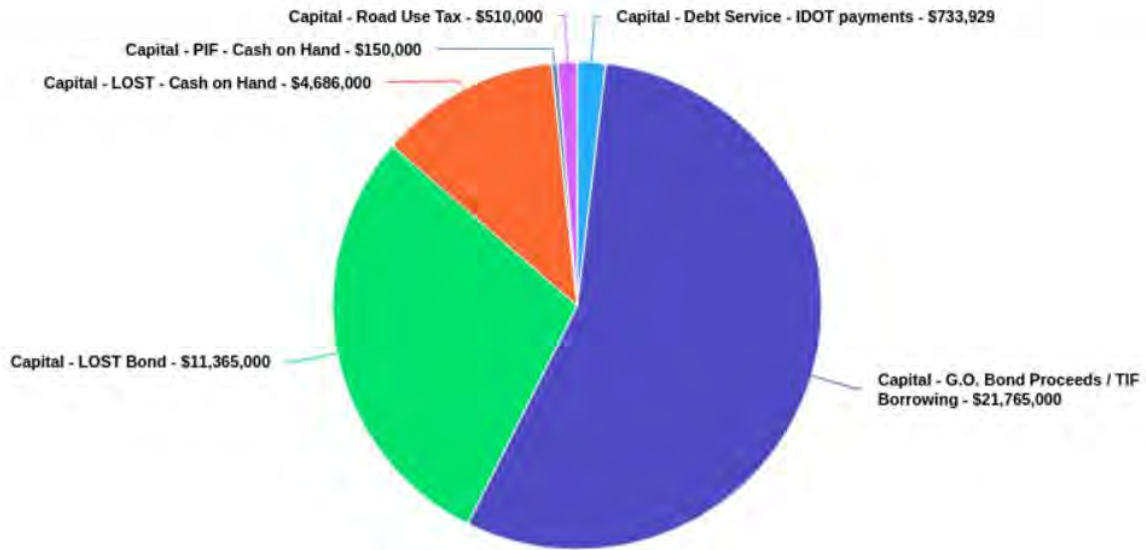
<u>Administration</u>								
Solar Panels - 2029	ADMIN 29-01					650,000		650,000
Administration Total		0	0	0	0	650,000	0	650,000

Fire/EMS Department

Produced Using Plan-It CIP Software

Source	Project #	2025	2026	2027	2028	2029	2030	Total
Ambulance	FIRE 29-01					670,000		670,000
Self-Contained Breathing Apparatus (SCBA)	FIRE 30-01						300,000	300,000
Ambulance (remount)	FIRE 30-02						200,000	200,000
Tender	FIRE 30-03						400,000	400,000
Fire Engine	FIRE 30-04						1,400,000	1,400,000
Fire/EMS Department Total		0	0	0	0	670,000	2,300,000	2,970,000
Roads								
University Avenue Area Improvements	ROADS 23-01			39,100,000	14,500,000			53,600,000
NW 10th Street Improvements Phase 2	ROADS 25-02					15,940,000		15,940,000
N Warrior Ln Little Walnut Creek Culvert	ROADS 25-04				6,250,000			6,250,000
SE University Ave Widening	ROADS 25-05						8,500,000	8,500,000
Corene Acres Improvements Phase 1	ROADS 26-04			3,815,000				3,815,000
NE Alice's Road Widening Phases 1A & 1B	ROADS 27-01			2,000,000				2,000,000
SE Ashworth Rd Widening Phase 2	ROADS 27-02				13,350,000			13,350,000
Corene Acres Improvements Phase 2	ROADS 27-03				4,900,000			4,900,000
Warrior Ln Improvements Phase 3	ROADS 28-01						4,000,000	4,000,000
SE Ashworth Rd Widening Phase 3	ROADS 28-02					13,275,000		13,275,000
Corene Acres Improvements Phase 3	ROADS 28-03					3,460,000		3,460,000
NE Alice's Rd & Douglas Pkwy Intersection Imp.	ROADS 28-04				1,500,000			1,500,000
I-80/Ute Ave Interchange Ramps Signalization	ROADS 30-01						2,400,000	2,400,000
Corene Acres Improvements Phase 4	ROADS 30-02						2,000,000	2,000,000
Roads Total		0	0	44,915,000	40,500,000	32,675,000	16,900,000	134,990,000
Unfunded Total		0	0	44,915,000	40,500,000	33,995,000	19,200,000	138,610,000
GRAND TOTAL		39,209,929	51,733,929	55,833,929	46,590,929	38,278,929	27,433,929	259,081,574

2025 through 2025
Governmental Funds Capital Project Funding
Waukee, IA
Funding Source Summary



Source	2025	Total
Capital - Debt Service - IDOT payments	733,929	733,929
Capital - G.O. Bond Proceeds / TIF Borrowing	21,765,000	21,765,000
Capital - LOST Bond	11,365,000	11,365,000
Capital - LOST - Cash on Hand	4,686,000	4,686,000
Capital - PIF - Cash on Hand	150,000	150,000
Capital - Road Use Tax	510,000	510,000
GRAND TOTAL	39,209,929	39,209,929

2025 through 2025
Governmental Funds Capital Project Funding
Waukee, IA
Projects by Funding Source And Department

Source	Project #	2025	Total
Capital - Debt Service - IDOT payments			
<u>Roads</u>			
Grand Prairie Pkwy/I-80 Interchange Repayment	ROADS 25-06	733,929	733,929
Roads Total		733,929	733,929
Capital - Debt Service - IDOT payments Total		733,929	733,929
Capital - G.O. Bond Proceeds / TIF			
Borrowing			
<u>Fire/EMS Department</u>			
Fire Engine	FIRE 26-01	900,000	900,000
Fire/EMS Department Total		900,000	900,000
<u>Parks and Recreation - Parks</u>			
Ridge Pointe Park Pavement Replacement	PARKS 25-01	175,000	175,000
Centennial Park, Volleyball Court - Asphalt Repair	PARKS 25-02	350,000	350,000
Centennial Playground Equipment	PARKS 25-03	650,000	650,000
Parks and Recreation - Parks Total		1,175,000	1,175,000
<u>Roads</u>			
University Avenue Area Improvements	ROADS 23-01	17,000,000	17,000,000
Waukee Safe Routes to Schools Improvements	ROADS 23-02	580,000	580,000
U Place Culvert Replacement	ROADS 24-11	205,000	205,000
11th and 17th Street Culverts	ROADS 25-08	1,155,000	1,155,000
Annual Developer Lane Additions	ROADS ANN-01	350,000	350,000
Annual Kettlestone Street Light Reimb & Replacmnt	ROADS ANN-02	150,000	150,000
ADA Transition Plan Improvements	ROADS ANN-03	100,000	100,000
Annual Corridor Enhancements	ROADS ANN-04	150,000	150,000
Roads Total		19,690,000	19,690,000
Capital - G.O. Bond Proceeds / TIF- Borrowing Total		21,765,000	21,765,000
Capital - LOST Bond			
<u>Public Safety Department</u>			
Public Safety Building	PUBSF 24-01	11,365,000	11,365,000
Public Safety Department Total		11,365,000	11,365,000
Capital - LOST Bond Total		11,365,000	11,365,000
Capital - LOST - Cash on Hand			
<u>Parks and Recreation - Parks</u>			
Spring Crest Park	PARKS 24-01	1,000,000	1,000,000
Painted Woods West Park	PARKS 24-02	1,000,000	1,000,000
Parks and Recreation - Parks Total		2,000,000	2,000,000
<u>Parks and Recreation - Trails</u>			
Prairie Rose Greenway	TRAILS 24-01	551,000	551,000
Parks and Recreation - Trails Total		551,000	551,000
<u>Public Safety Department</u>			
Public Safety Building	PUBSF 24-01	2,135,000	2,135,000
Public Safety Department Total		2,135,000	2,135,000
Capital - LOST - Cash on Hand Total		4,686,000	4,686,000

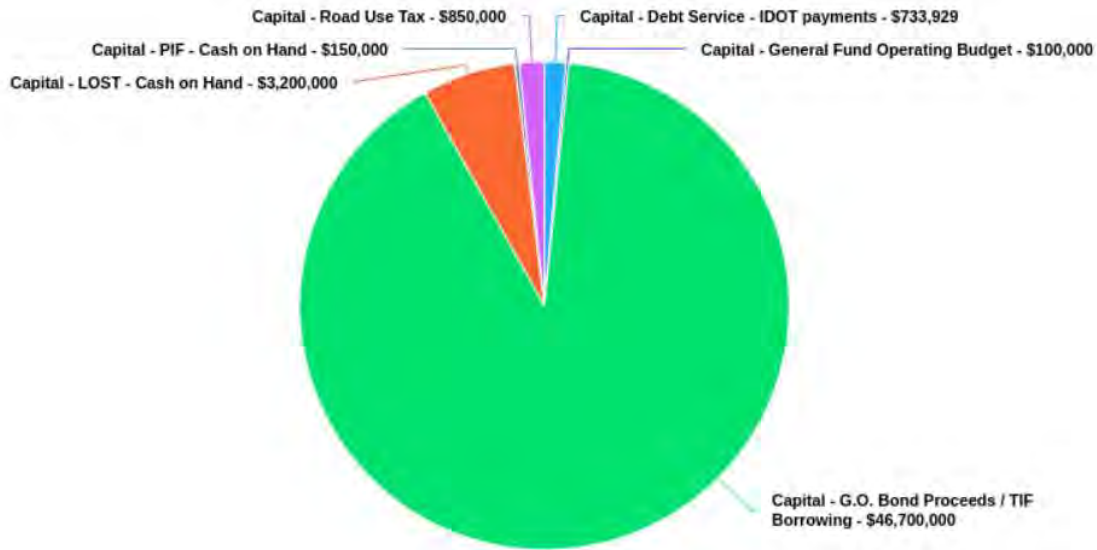
Source	Project #	2025	Total
Capital - PIF - Cash on Hand			
<u>Parks and Recreation - Parks</u>			
Public Art Initiative	PARKSANN-01	150,000	150,000
Parks and Recreation - Parks Total		150,000	150,000
Capital - PIF - Cash on Hand Total		150,000	150,000

Capital - Road Use Tax

<u>Road Use Funded</u>			
Annual Pavement Overlays	ROADFUND 1	130,000	130,000
Annual Street Patching Projects	ROADFUND 2	300,000	300,000
Annual Pavement Marking Painting	ROADFUND 3	80,000	80,000
Road Use Funded Total		510,000	510,000
Capital - Road Use Tax Total		510,000	510,000

GRAND TOTAL	39,209,929	39,209,929
--------------------	-------------------	-------------------

2026 through 2026
Governmental Funds Capital Project Funding
 Waukee, IA
Funding Source Summary



Source	2026	Total
Capital - Debt Service - IDOT payments	733,929	733,929
Capital - General Fund Operating Budget	100,000	100,000
Capital - G.O. Bond Proceeds / TIF Borrowing	46,700,000	46,700,000
Capital - LOST - Cash on Hand	3,200,000	3,200,000
Capital - PIF - Cash on Hand	150,000	150,000
Capital - Road Use Tax	850,000	850,000
GRAND TOTAL	51,733,929	51,733,929

2026 through 2026
Governmental Funds Capital Project Funding
Waukee, IA
Projects by Funding Source And Department

Source	Project #	2026	Total
Capital - Debt Service - IDOT payments			
<u>Roads</u>			
Grand Prairie Pkwy/I-80 Interchange Repayment	ROADS 25-06	733,929	733,929
Roads Total		733,929	733,929
Capital - Debt Service - IDOT payments Total		733,929	733,929

Capital - General Fund Operating Budget

<u>Parks and Recreation - Parks</u>			
Annual - Park Improvements	PARKSANN-02	100,000	100,000
Parks and Recreation - Parks Total		100,000	100,000
Capital - General Fund Operating Budget Total		100,000	100,000

Capital - G.O. Bond Proceeds / TIF Borrowing

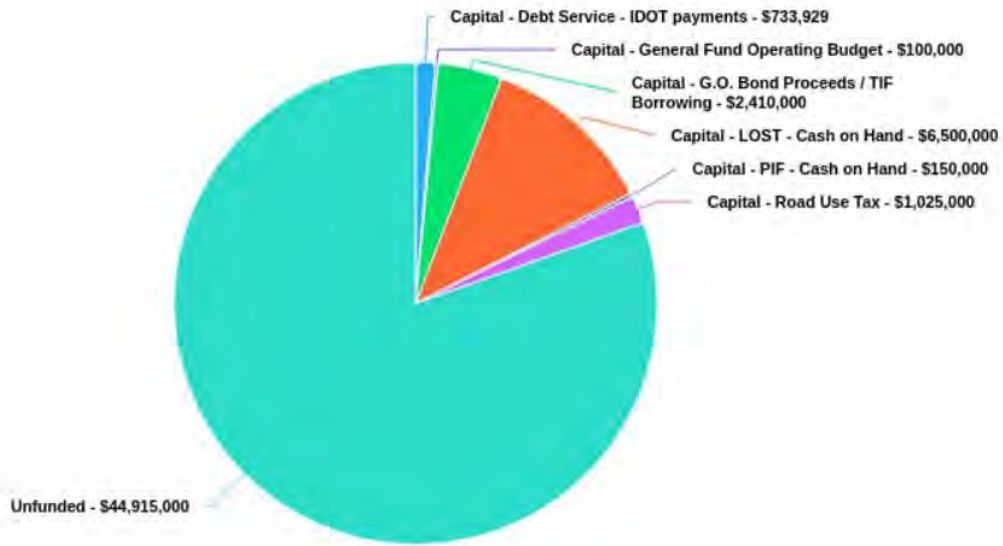
<u>Administration</u>			
Downtown Redevelopment Project	ADMIN 26-01	1,000,000	1,000,000
Administration Total		1,000,000	1,000,000
<u>Public Safety Department</u>			
Refurbish Old Public Safety Building	PUBSF 26-01	7,000,000	7,000,000
Public Safety Department Total		7,000,000	7,000,000
<u>Roads</u>			
University Avenue Area Improvements	ROADS 23-01	8,000,000	8,000,000
N Warrior Ln Little Walnut Creek Culvert	ROADS 25-04	100,000	100,000
SE LA Grant Pkwy/SE Esker Ridge Dr Traffic Signal	ROADS 26-03	300,000	300,000
Downtown Street Improvements	ROADS 26-05	2,000,000	2,000,000
10th Street Extension	ROADS 26-06	23,800,000	23,800,000
SE Waco Pl Widening	ROADS 26-07	400,000	400,000
NE Alice's Road Widening Phases 1A & 1B	ROADS 27-01	3,000,000	3,000,000
Annual Developer Lane Additions	ROADS ANN-01	350,000	350,000
Annual Kettlestone Street Light Reimb & Replacmnt	ROADS ANN-02	150,000	150,000
ADA Transition Plan Improvements	ROADS ANN-03	100,000	100,000
Annual Corridor Enhancements	ROADS ANN-04	500,000	500,000
Roads Total		38,700,000	38,700,000
Capital - G.O. Bond Proceeds / TIF Borrowing Total		46,700,000	46,700,000

Capital - LOST - Cash on Hand

<u>Parks and Recreation - Parks</u>			
Spring Crest Park	PARKS 24-01	1,000,000	1,000,000
Painted Woods West Park	PARKS 24-02	2,000,000	2,000,000
National Fitness Campaign Ridge Pointe Park	PARKS 26-01	200,000	200,000
Parks and Recreation - Parks Total		3,200,000	3,200,000
Capital - LOST - Cash on Hand Total		3,200,000	3,200,000

Source	Project #	2026	Total
Capital - PIF - Cash on Hand			
<u>Parks and Recreation - Parks</u>			
Public Art Initiative	PARKSANN-01	150,000	150,000
Parks and Recreation - Parks Total		150,000	150,000
Capital - PIF - Cash on Hand Total		150,000	150,000
Capital - Road Use Tax			
<u>Road Use Funded</u>			
Annual Pavement Overlays	ROADFUND 1	400,000	400,000
Annual Street Patching Projects	ROADFUND 2	350,000	350,000
Annual Pavement Marking Painting	ROADFUND 3	100,000	100,000
Road Use Funded Total		850,000	850,000
Capital - Road Use Tax Total		850,000	850,000
GRAND TOTAL		51,733,929	51,733,929

2027 through 2027
Governmental Funds Capital Project Funding
Waukee, IA
Funding Source Summary



Source	2027	Total
Capital - Debt Service - IDOT payments	733,929	733,929
Capital - General Fund Operating Budget	100,000	100,000
Capital - G.O. Bond Proceeds / TIF Borrowing	2,410,000	2,410,000
Capital - LOST - Cash on Hand	6,500,000	6,500,000
Capital - PIF - Cash on Hand	150,000	150,000
Capital - Road Use Tax	1,025,000	1,025,000
Unfunded	44,915,000	44,915,000
GRAND TOTAL	55,833,929	55,833,929

2027 through 2027
Governmental Funds Capital Project Funding
Waukee, IA
Projects by Funding Source And Department

Source	Project #	2027	Total
Capital - Debt Service - IDOT payments			
<u>Roads</u>			
Grand Prairie Pkwy/I-80 Interchange Repayment	ROADS 25-06	733,929	733,929
Roads Total		733,929	733,929
Capital - Debt Service - IDOT payments Total		733,929	733,929

Capital - General Fund Operating Budget

<u>Parks and Recreation - Parks</u>			
Annual - Park Improvements	PARKSANN-02	100,000	100,000
Parks and Recreation - Parks Total		100,000	100,000
Capital - General Fund Operating Budget Total		100,000	100,000

Capital - G.O. Bond Proceeds / TIF Borrowing

<u>Administration</u>			
Solar Panels - 2027	ADMIN 27-01	750,000	750,000
Administration Total		750,000	750,000
<u>Fire/EMS Department</u>			
Ambulance	FIRE 26-02	560,000	560,000
Fire/EMS Department Total		560,000	560,000
<u>Roads</u>			
Annual Developer Lane Additions	ROADS ANN-01	350,000	350,000
Annual Kettlestone Street Light Reimb & Replacmnt	ROADS ANN-02	150,000	150,000
ADA Transition Plan Improvements	ROADS ANN-03	100,000	100,000
Annual Corridor Enhancements	ROADS ANN-04	500,000	500,000
Roads Total		1,100,000	1,100,000
Capital - G.O. Bond Proceeds / TIF Borrowing Total		2,410,000	2,410,000

Capital - LOST - Cash on Hand

<u>Parks and Recreation - Parks</u>			
Spring Crest Park	PARKS 24-01	5,000,000	5,000,000
Parks and Recreation - Parks Total		5,000,000	5,000,000
<u>Parks and Recreation - Trails</u>			
Little Walnut Creek Greenway Trail	TRAILS 27-01	1,500,000	1,500,000
Parks and Recreation - Trails Total		1,500,000	1,500,000
Capital - LOST - Cash on Hand Total		6,500,000	6,500,000

Capital - PIF - Cash on Hand

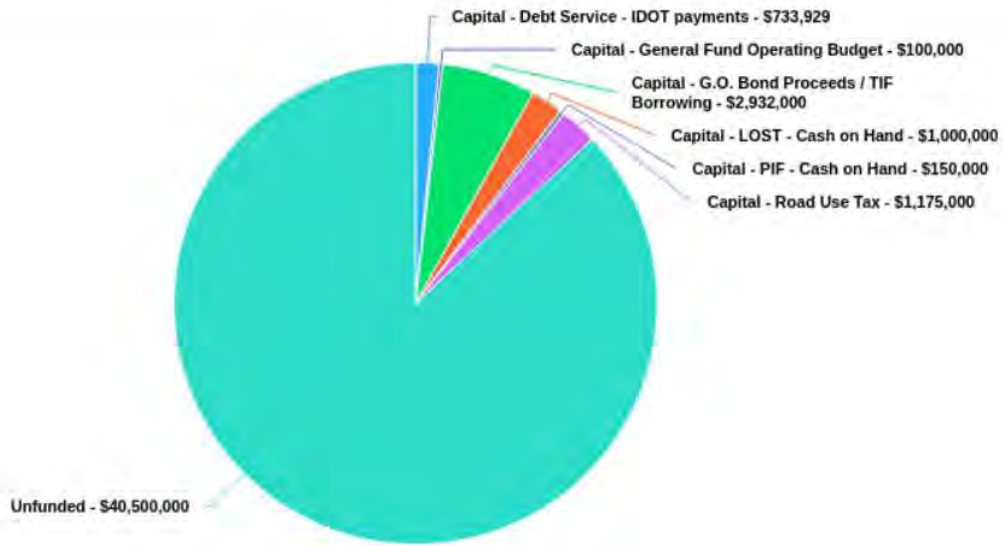
<u>Parks and Recreation - Parks</u>			
Public Art Initiative	PARKSANN-01	150,000	150,000
Parks and Recreation - Parks Total		150,000	150,000
Capital - PIF - Cash on Hand Total		150,000	150,000

Source	Project #	2027	Total
Capital - Road Use Tax			
<u>Road Use Funded</u>			
Annual Pavement Overlays	ROADFUND 1	500,000	500,000
Annual Street Patching Projects	ROADFUND 2	400,000	400,000
Annual Pavement Marking Painting	ROADFUND 3	125,000	125,000
Road Use Funded Total		1,025,000	1,025,000
Capital - Road Use Tax Total		1,025,000	1,025,000

Unfunded

<u>Roads</u>			
University Avenue Area Improvements	ROADS 23-01	39,100,000	39,100,000
Corene Acres Improvements Phase 1	ROADS 26-04	3,815,000	3,815,000
NE Alice's Road Widening Phases 1A & 1B	ROADS 27-01	2,000,000	2,000,000
Roads Total		44,915,000	44,915,000
Unfunded Total		44,915,000	44,915,000
GRAND TOTAL		55,833,929	55,833,929

2028 through 2028
Governmental Funds Capital Project Funding
 Waukee, IA
Funding Source Summary



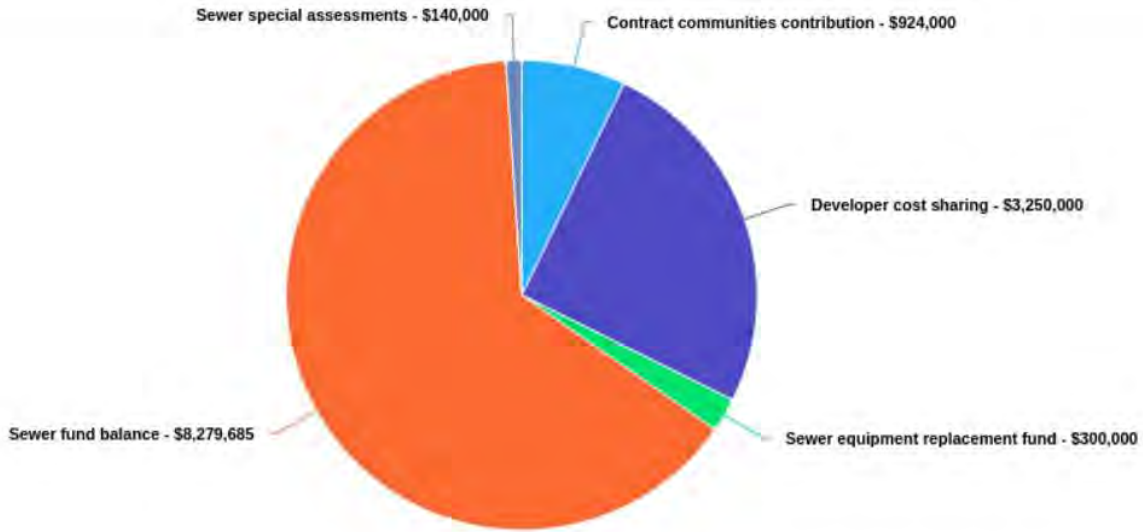
Source	2028	Total
Capital - Debt Service - IDOT payments	733,929	733,929
Capital - General Fund Operating Budget	100,000	100,000
Capital - G.O. Bond Proceeds / TIF Borrowing	2,932,000	2,932,000
Capital - LOST - Cash on Hand	1,000,000	1,000,000
Capital - PIF - Cash on Hand	150,000	150,000
Capital - Road Use Tax	1,175,000	1,175,000
Unfunded	40,500,000	40,500,000
GRAND TOTAL	46,590,929	46,590,929

2028 through 2028
Governmental Funds Capital Project Funding
Waukee, IA
Projects by Funding Source And Department

Source	Project #	2028	Total
Capital - Debt Service - IDOT payments			
<u>Roads</u>			
Grand Prairie Pkwy/I-80 Interchange Repayment	ROADS 25-06	733,929	733,929
Roads Total		733,929	733,929
Capital - Debt Service - IDOT payments Total		733,929	733,929
Capital - General Fund Operating Budget			
<u>Parks and Recreation - Parks</u>			
Annual - Park Improvements	PARKSANN-02	100,000	100,000
Parks and Recreation - Parks Total		100,000	100,000
Capital - General Fund Operating Budget Total		100,000	100,000
Capital - G.O. Bond Proceeds / TIF Borrowing			
<u>Fire/EMS Department</u>			
Ladder Truck	FIRE 28-01	1,832,000	1,832,000
Fire/EMS Department Total		1,832,000	1,832,000
<u>Roads</u>			
Annual Developer Lane Additions	ROADS ANN-01	350,000	350,000
Annual Kettlestone Street Light Reimb & Replacmnt	ROADS ANN-02	150,000	150,000
ADA Transition Plan Improvements	ROADS ANN-03	100,000	100,000
Annual Corridor Enhancements	ROADS ANN-04	500,000	500,000
Roads Total		1,100,000	1,100,000
Capital - G.O. Bond Proceeds / TIF Borrowing Total		2,932,000	2,932,000
Capital - LOST - Cash on Hand			
<u>Parks and Recreation - Trails</u>			
Little Walnut Creek Greenway Trail	TRAILS 27-01	1,000,000	1,000,000
Parks and Recreation - Trails Total		1,000,000	1,000,000
Capital - LOST - Cash on Hand Total		1,000,000	1,000,000
Capital - PIF - Cash on Hand			
<u>Parks and Recreation - Parks</u>			
Public Art Initiative	PARKSANN-01	150,000	150,000
Parks and Recreation - Parks Total		150,000	150,000
Capital - PIF - Cash on Hand Total		150,000	150,000
Capital - Road Use Tax			
<u>Road Use Funded</u>			
Annual Pavement Overlays	ROADFUND 1	600,000	600,000
Annual Street Patching Projects	ROADFUND 2	450,000	450,000
Annual Pavement Marking Painting	ROADFUND 3	125,000	125,000
Road Use Funded Total		1,175,000	1,175,000
Capital - Road Use Tax Total		1,175,000	1,175,000

Source	Project #	2028	Total
Unfunded			
<i>Roads</i>			
University Avenue Area Improvements	ROADS 23-01	14,500,000	14,500,000
N Warrior Ln Little Walnut Creek Culvert	ROADS 25-04	6,250,000	6,250,000
SE Ashworth Rd Widening Phase 2	ROADS 27-02	13,350,000	13,350,000
Corene Acres Improvements Phase 2	ROADS 27-03	4,900,000	4,900,000
NE Alice's Rd & Douglas Pkwy Intersection Imp.	ROADS 28-04	1,500,000	1,500,000
	Roads Total	40,500,000	40,500,000
	Unfunded Total	40,500,000	40,500,000
	GRAND TOTAL	46,590,929	46,590,929

2029 through 2029
Governmental Funds Capital Project Funding
 Waukee, IA
Funding Source Summary



Source	2029	Total
Capital - Debt Service - IDOT payments	733,929	733,929
Capital - General Fund Operating Budget	100,000	100,000
Capital - G.O. Bond Proceeds / TIF Borrowing	750,000	750,000
Capital - LOST - Cash on Hand	1,200,000	1,200,000
Capital - PIF - Cash on Hand	150,000	150,000
Capital - Road Use Tax	1,350,000	1,350,000
Unfunded	33,995,000	33,995,000
GRAND TOTAL	38,278,929	38,278,929

2029 through 2029
Governmental Funds Capital Project Funding
Waukee, IA
Projects by Funding Source And Department

Source	Project #	2029	Total
Capital - Debt Service - IDOT payments			
<u>Roads</u>			
Grand Prairie Pkwy/I-80 Interchange Repayment	ROADS 25-06	733,929	733,929
Roads Total		733,929	733,929
Capital - Debt Service - IDOT payments Total		733,929	733,929

Capital - General Fund Operating Budget

<u>Parks and Recreation - Parks</u>			
Annual - Park Improvements	PARKSANN-02	100,000	100,000
Parks and Recreation - Parks Total		100,000	100,000
Capital - General Fund Operating Budget Total		100,000	100,000

Capital - G.O. Bond Proceeds / TIF Borrowing

<u>Roads</u>			
Annual Developer Lane Additions	ROADS ANN-01	350,000	350,000
Annual Kettlestone Street Light Reimb & Replacmnt	ROADS ANN-02	150,000	150,000
ADA Transition Plan Improvements	ROADS ANN-03	100,000	100,000
Annual Corridor Enhancements	ROADS ANN-04	150,000	150,000
Roads Total		750,000	750,000
Capital - G.O. Bond Proceeds / TIF Borrowing Total		750,000	750,000

Capital - LOST - Cash on Hand

<u>Parks and Recreation - Trails</u>			
Kettlestone Greenway Phase 3	TRAILS 25-01	1,200,000	1,200,000
Parks and Recreation - Trails Total		1,200,000	1,200,000
Capital - LOST - Cash on Hand Total		1,200,000	1,200,000

Capital - PIF - Cash on Hand

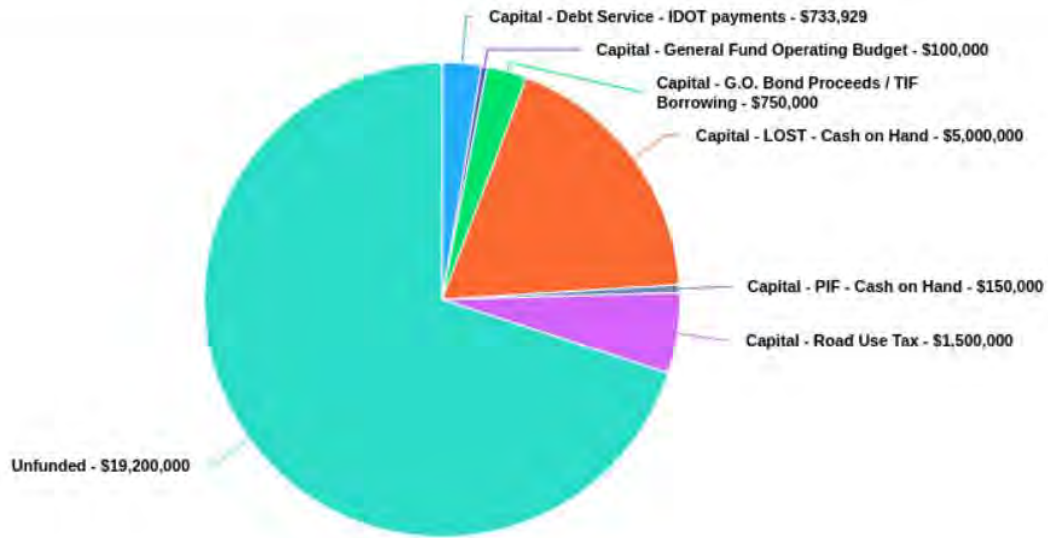
<u>Parks and Recreation - Parks</u>			
Public Art Initiative	PARKSANN-01	150,000	150,000
Parks and Recreation - Parks Total		150,000	150,000
Capital - PIF - Cash on Hand Total		150,000	150,000

Capital - Road Use Tax

<u>Road Use Funded</u>			
Annual Pavement Overlays	ROADFUND 1	700,000	700,000
Annual Street Patching Projects	ROADFUND 2	500,000	500,000
Annual Pavement Marking Painting	ROADFUND 3	150,000	150,000
Road Use Funded Total		1,350,000	1,350,000
Capital - Road Use Tax Total		1,350,000	1,350,000

Source	Project #	2029	Total
Unfunded			
<u>Administration</u>			
Solar Panels - 2029	ADMIN 29-01	650,000	650,000
Administration Total		650,000	650,000
<u>Fire/EMS Department</u>			
Ambulance	FIRE 29-01	670,000	670,000
Fire/EMS Department Total		670,000	670,000
<u>Roads</u>			
NW 10th Street Improvements Phase 2	ROADS 25-02	15,940,000	15,940,000
SE Ashworth Rd Widening Phase 3	ROADS 28-02	13,275,000	13,275,000
Corene Acres Improvements Phase 3	ROADS 28-03	3,460,000	3,460,000
Roads Total		32,675,000	32,675,000
Unfunded Total		33,995,000	33,995,000
GRAND TOTAL		38,278,929	38,278,929

2030 through 2030
Governmental Funds Capital Project Funding
 Waukee, IA
Funding Source Summary



Source	2030	Total
Capital - Debt Service - IDOT payments	733,929	733,929
Capital - General Fund Operating Budget	100,000	100,000
Capital - G.O. Bond Proceeds / TIF Borrowing	750,000	750,000
Capital - LOST - Cash on Hand	5,000,000	5,000,000
Capital - PIF - Cash on Hand	150,000	150,000
Capital - Road Use Tax	1,500,000	1,500,000
Unfunded	19,200,000	19,200,000
GRAND TOTAL	27,433,929	27,433,929

2030 through 2030
Governmental Funds Capital Project Funding
Waukee, IA
Projects by Funding Source And Department

Source	Project #	2030	Total
Capital - Debt Service - IDOT payments			
<u>Roads</u>			
Grand Prairie Pkwy/I-80 Interchange Repayment	ROADS 25-06	733,929	733,929
Roads Total		733,929	733,929
Capital - Debt Service - IDOT payments Total		733,929	733,929

Capital - General Fund Operating Budget

<u>Parks and Recreation - Parks</u>			
Annual - Park Improvements	PARKSANN-02	100,000	100,000
Parks and Recreation - Parks Total		100,000	100,000
Capital - General Fund Operating Budget Total		100,000	100,000

Capital - G.O. Bond Proceeds / TIF Borrowing

<u>Roads</u>			
Annual Developer Lane Additions	ROADS ANN-01	350,000	350,000
Annual Kettlestone Street Light Reimb & Replacmnt	ROADS ANN-02	150,000	150,000
ADA Transition Plan Improvements	ROADS ANN-03	100,000	100,000
Annual Corridor Enhancements	ROADS ANN-04	150,000	150,000
Roads Total		750,000	750,000
Capital - G.O. Bond Proceeds / TIF Borrowing Total		750,000	750,000

Capital - LOST - Cash on Hand

<u>Parks and Recreation - Parks</u>			
Centennial West Building	PARKS 30-01	5,000,000	5,000,000
Parks and Recreation - Parks Total		5,000,000	5,000,000
Capital - LOST - Cash on Hand Total		5,000,000	5,000,000

Capital - PIF - Cash on Hand

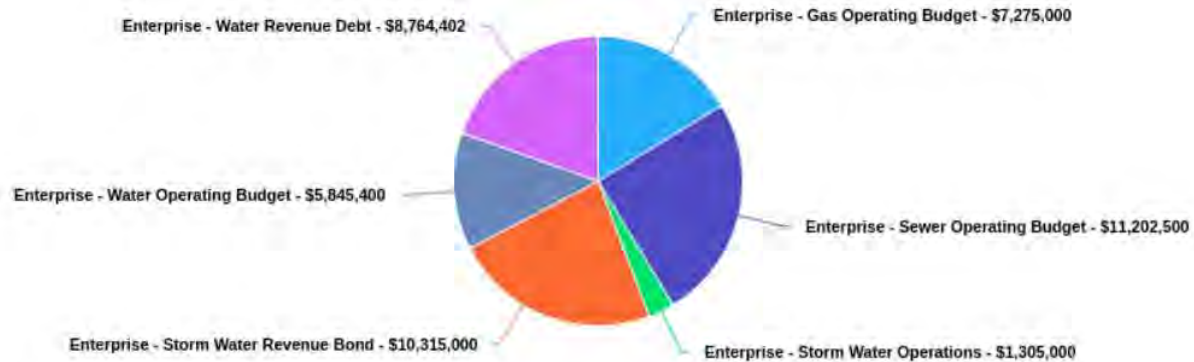
<u>Parks and Recreation - Parks</u>			
Public Art Initiative	PARKSANN-01	150,000	150,000
Parks and Recreation - Parks Total		150,000	150,000
Capital - PIF - Cash on Hand Total		150,000	150,000

Capital - Road Use Tax

<u>Road Use Funded</u>			
Annual Pavement Overlays	ROADFUND 1	800,000	800,000
Annual Street Patching Projects	ROADFUND 2	550,000	550,000
Annual Pavement Marking Painting	ROADFUND 3	150,000	150,000
Road Use Funded Total		1,500,000	1,500,000
Capital - Road Use Tax Total		1,500,000	1,500,000

Source	Project #	2030	Total
Unfunded			
<u>Fire/EMS Department</u>			
Self-Contained Breathing Apparatus (SCBA)	FIRE 30-01	300,000	300,000
Ambulance (remount)	FIRE 30-02	200,000	200,000
Tender	FIRE 30-03	400,000	400,000
Fire Engine	FIRE 30-04	1,400,000	1,400,000
Fire/EMS Department Total		2,300,000	2,300,000
<u>Roads</u>			
SE University Ave Widening	ROADS 25-05	8,500,000	8,500,000
Warrior Ln Improvements Phase 3	ROADS 28-01	4,000,000	4,000,000
I-80/Ute Ave Interchange Ramps Signalization	ROADS 30-01	2,400,000	2,400,000
Corene Acres Improvements Phase 4	ROADS 30-02	2,000,000	2,000,000
Roads Total		16,900,000	16,900,000
Unfunded Total		19,200,000	19,200,000
GRAND TOTAL		27,433,929	27,433,929

2025 through 2030 Enterprise Funds Capital Project Funding Waukee, IA Funding Source Summary



Source	2025	2026	2027	2028	2029	2030	Total
Enterprise - Gas Operating Budget	860,000	1,222,000	1,533,000	1,445,000	1,218,000	997,000	7,275,000
Enterprise - Sewer Operating Budget	2,217,500	2,000,000	555,000	510,000	3,080,000	2,840,000	11,202,500
Enterprise - Storm Water Operations	125,000	25,000	125,000	25,000	125,000	880,000	1,305,000
Enterprise - Storm Water Revenue Bond	2,100,000	2,000,000	1,535,000	4,280,000		400,000	10,315,000
Enterprise - Water Operating Budget	1,495,400	1,645,000	1,185,000	855,000	590,000	75,000	5,845,400
Enterprise - Water Revenue Debt		8,764,402					8,764,402
GRAND TOTAL	6,797,900	15,656,402	4,933,000	7,115,000	5,013,000	5,192,000	44,707,302

2025 through 2030
Enterprise Funds Capital Project Funding
 Waukee, IA
Projects by Funding Source And Department

Source	Project #	2025	2026	2027	2028	2029	2030	Total
Enterprise - Gas Operating Budget								
<u>Gas Department</u>								
10-inch Gas Main Project - 2024	GAS 25-02			650,000				650,000
DRS 12 Modification Project	GAS 25-05		115,000					115,000
8-inch Gas Main Project	GAS 26-03		235,000					235,000
8-inch Sectionalizing Valve	GAS 28-01				550,000			550,000
DRS #11 Installation Project	GAS 29-01					275,000		275,000
Gas Main and Service Rehabilitation	GAS ANN-01	80,000	80,000	80,000	80,000	80,000	80,000	480,000
Gas Main/Service Line Installation	GAS ANN-02	500,000	500,000	500,000	500,000	500,000	500,000	3,000,000
Annual 6-inch/4-inch Gas Main Installation	GAS ANN-03	280,000	292,000	307,000	315,000	363,000	417,000	1,970,000
Gas Department Total		860,000	1,222,000	1,533,000	1,445,000	1,218,000	997,000	7,275,000
Enterprise - Gas Operating Budget Total		860,000	1,222,000	1,533,000	1,445,000	1,218,000	997,000	7,275,000
Enterprise - Sewer Operating Budget								
<u>Sewer Collection System</u>								
Lift Station Number 6 Rehabilitation	SEWER 24-02	759,000						759,000
Bluestem Trunk Sewer Phase 2	SEWER 25-01	200,000						200,000
Lift Station No. 4 Rehabilitation	SEWER 25-03	678,500						678,500
West Area Trunk Sewer Phase 3	SEWER 25-04	400,000	2,000,000					2,400,000
Corene Acres Improvements Phase 1 - Sewer	SEWER 26-02			175,000				175,000
Corene Acres Improvements Phase 2 - Sewer	SEWER 27-01				510,000			510,000
Ashworth Dr Sanitary Extension	SEWER 27-02			200,000				200,000
Little Walnut Creek Trunk Sewer Extension Phase 6	SEWER 28-01					2,640,000		2,640,000
Corene Acres Improvements Phase 3	SEWER 29-01					260,000		260,000
Hunter Hollow Sanitary Sewer Extension	SEWER 30-01						2,840,000	2,840,000
Inflow and Infiltration Project	SEWER ANN-01	180,000		180,000		180,000		540,000
Sewer Collection System Total		2,217,500	2,000,000	555,000	510,000	3,080,000	2,840,000	11,202,500
Enterprise - Sewer Operating Budget Total		2,217,500	2,000,000	555,000	510,000	3,080,000	2,840,000	11,202,500

Source	Project #	2025	2026	2027	2028	2029	2030	Total
Enterprise - Storm Water Operations								
<u>Storm Water</u>								
Sugar Creek Watershed Improvements Phase 3	STORM 29-01						855,000	855,000
Annual Storm Sewer Improvements - System wide	STORM ANN01	25,000	25,000	25,000	25,000	25,000	25,000	150,000
Biennial Storm Sewer Improvements	STORM BI-01	100,000		100,000		100,000		300,000
	Storm Water Total	125,000	25,000	125,000	25,000	125,000	880,000	1,305,000
	Enterprise - Storm Water Operations Total	125,000	25,000	125,000	25,000	125,000	880,000	1,305,000

Enterprise - Storm Water Revenue**Bond**

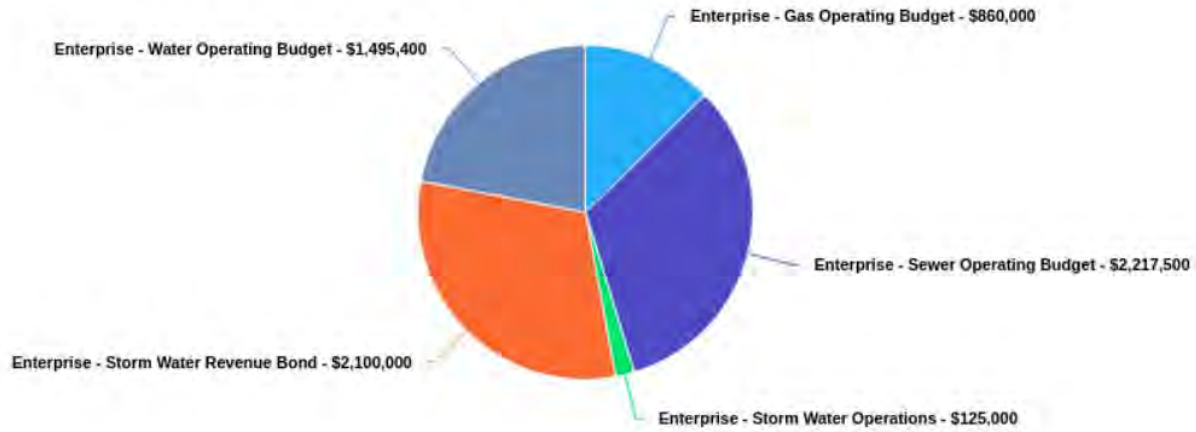
<u>Storm Water</u>								
Waukee Towne Center Pond	STORM 23-01	2,100,000					400,000	2,500,000
Little Walnut Creek Regional Stormwater Wetland	STORM 24-02		2,000,000					2,000,000
Sugar Creek Watershed Improvements Phase 1	STORM 26-01			1,535,000				1,535,000
Sugar Creek Watershed Improvements Phase 2	STORM 28-01				4,280,000			4,280,000
	Storm Water Total	2,100,000	2,000,000	1,535,000	4,280,000	0	400,000	10,315,000
	Enterprise - Storm Water Revenue Bond Total	2,100,000	2,000,000	1,535,000	4,280,000	0	400,000	10,315,000

Enterprise - Water Operating Budget

<u>Water System</u>								
Transite Water Main Replacement Phase 4	WATER 25-01	1,000,000						1,000,000
CIWW Initial Start Up & Saylorville Expansion	WATER 25-02	70,400						70,400
Little Walnut Creek Dr Watermain Improvements	WATER 26-01		720,000					720,000
Corene Acres Improvements Phase 1 - Water	WATER 26-02			510,000				510,000
Boone Drive Booster Station Rehabilitation	WATER 26-03		650,000					650,000
S Warrior Ln - Ashworth Dr Improvements	WATER 26-04		200,000					200,000
Corene Acres Improvements Phase 2 - Water	WATER 27-01				780,000			780,000
Sugar Creek Ln Water Main Improvements	WATER 28-01			600,000				600,000
Corene Acres Improvements Phase 3 - Water	WATER 28-02					515,000		515,000
Elevated Water Storage Tank	WATER 29-01	350,000						350,000
Annual Water Main Improvements Program	WATER ANN-01	75,000	75,000	75,000	75,000	75,000	75,000	450,000
	Water System Total	1,495,400	1,645,000	1,185,000	855,000	590,000	75,000	5,845,400
	Enterprise - Water Operating Budget Total	1,495,400	1,645,000	1,185,000	855,000	590,000	75,000	5,845,400

Source	Project #	2025	2026	2027	2028	2029	2030	Total
Enterprise - Water Revenue Debt								
<u>Water System</u>								
CIWW Initial Start Up & Saylorville Expansion	WATER 25-02		8,764,402					8,764,402
Water System Total		0	8,764,402	0	0	0	0	8,764,402
Enterprise - Water Revenue Debt Total		0	8,764,402	0	0	0	0	8,764,402
GRAND TOTAL		6,797,900	15,656,402	4,933,000	7,115,000	5,013,000	5,192,000	44,707,302

2025 through 2025
Enterprise Funds Capital Project Funding
Waukee, IA
Funding Source Summary

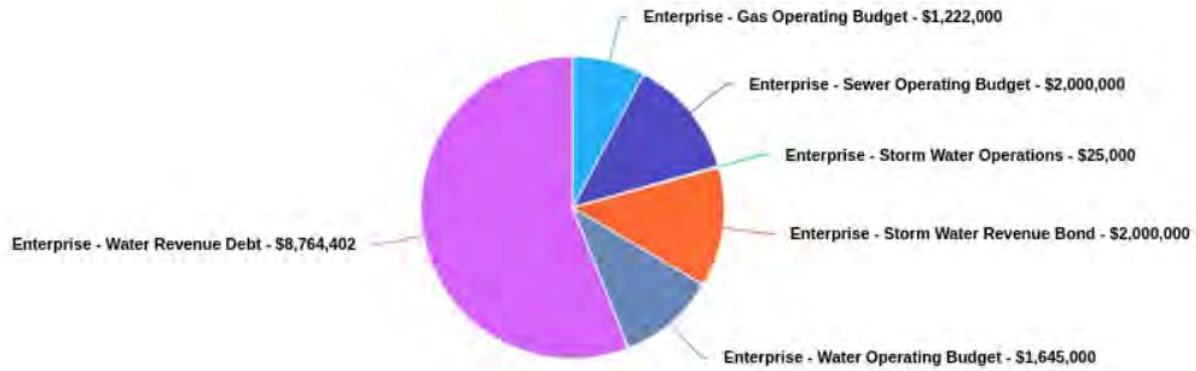


Source	2025	Total
Enterprise - Gas Operating Budget	860,000	860,000
Enterprise - Sewer Operating Budget	2,217,500	2,217,500
Enterprise - Storm Water Operations	125,000	125,000
Enterprise - Storm Water Revenue Bond	2,100,000	2,100,000
Enterprise - Water Operating Budget	1,495,400	1,495,400
GRAND TOTAL	6,797,900	6,797,900

2025 through 2025
Enterprise Funds Capital Project Funding
Waukee, IA
Projects by Funding Source And Department

Source	Project #	2025	Total
Enterprise - Gas Operating Budget			
<u>Gas Department</u>			
Gas Main and Service Rehabilitation	GAS ANN-01	80,000	80,000
Gas Main/Service Line Installation	GAS ANN-02	500,000	500,000
Annual 6-inch/4-inch Gas Main Installation	GAS ANN-03	280,000	280,000
Gas Department Total		860,000	860,000
Enterprise - Gas Operating Budget Total		860,000	860,000
Enterprise - Sewer Operating Budget			
<u>Sewer Collection System</u>			
Lift Station Number 6 Rehabilitation	SEWER 24-02	759,000	759,000
Bluestem Trunk Sewer Phase 2	SEWER 25-01	200,000	200,000
Lift Station No. 4 Rehabilitation	SEWER 25-03	678,500	678,500
West Area Trunk Sewer Phase 3	SEWER 25-04	400,000	400,000
Inflow and Infiltration Project	SEWER ANN-01	180,000	180,000
Sewer Collection System Total		2,217,500	2,217,500
Enterprise - Sewer Operating Budget Total		2,217,500	2,217,500
Enterprise - Storm Water Operations			
<u>Storm Water</u>			
Annual Storm Sewer Improvements - System wide	STORM ANN01	25,000	25,000
Biennial Storm Sewer Improvements	STORM BI-01	100,000	100,000
Storm Water Total		125,000	125,000
Enterprise - Storm Water Operations Total		125,000	125,000
Enterprise - Storm Water Revenue Bond			
<u>Storm Water</u>			
Waukee Towne Center Pond	STORM 23-01	2,100,000	2,100,000
Storm Water Total		2,100,000	2,100,000
Enterprise - Storm Water Revenue Bond Total		2,100,000	2,100,000
Enterprise - Water Operating Budget			
<u>Water System</u>			
Transite Water Main Replacement Phase 4	WATER 25-01	1,000,000	1,000,000
CIWW Initial Start Up & Saylorville Expansion	WATER 25-02	70,400	70,400
Elevated Water Storage Tank	WATER 29-01	350,000	350,000
Annual Water Main Improvements Program	WATER ANN-01	75,000	75,000
Water System Total		1,495,400	1,495,400
Enterprise - Water Operating Budget Total		1,495,400	1,495,400
GRAND TOTAL		6,797,900	6,797,900

2026 through 2026
Enterprise Funds Capital Project Funding
 Waukee, IA
Funding Source Summary



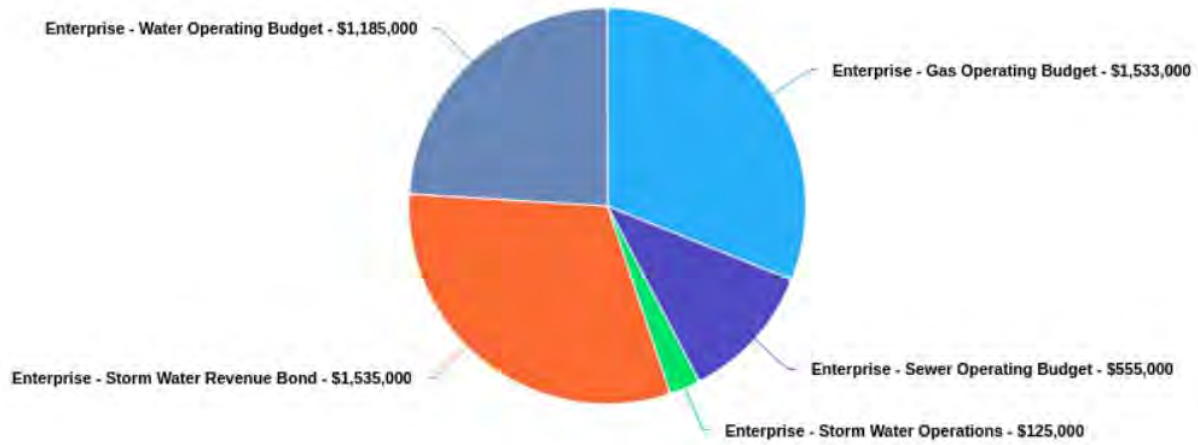
Source	2026	Total
Enterprise - Gas Operating Budget	1,222,000	1,222,000
Enterprise - Sewer Operating Budget	2,000,000	2,000,000
Enterprise - Storm Water Operations	25,000	25,000
Enterprise - Storm Water Revenue Bond	2,000,000	2,000,000
Enterprise - Water Operating Budget	1,645,000	1,645,000
Enterprise - Water Revenue Debt	8,764,402	8,764,402
GRAND TOTAL	15,656,402	15,656,402

2026 through 2026
Enterprise Funds Capital Project Funding
Waukee, IA
Projects by Funding Source And Department

Source	Project #	2026	Total
Enterprise - Gas Operating Budget			
<u>Gas Department</u>			
DRS 12 Modification Project	GAS 25-05	115,000	115,000
8-inch Gas Main Project	GAS 26-03	235,000	235,000
Gas Main and Service Rehabilitation	GAS ANN-01	80,000	80,000
Gas Main/Service Line Installation	GAS ANN-02	500,000	500,000
Annual 6-inch/4-inch Gas Main Installation	GAS ANN-03	292,000	292,000
Gas Department Total		1,222,000	1,222,000
Enterprise - Gas Operating Budget Total		1,222,000	1,222,000
Enterprise - Sewer Operating Budget			
<u>Sewer Collection System</u>			
West Area Trunk Sewer Phase 1	SEWER 25-04	2,000,000	2,000,000
Sewer Collection System Total		2,000,000	2,000,000
Enterprise - Sewer Operating Budget Total		2,000,000	2,000,000
Enterprise - Storm Water Operations			
<u>Storm Water</u>			
Annual Storm Sewer Improvements - System wide	STORM ANN01	25,000	25,000
Storm Water Total		25,000	25,000
Enterprise - Storm Water Operations Total		25,000	25,000
Enterprise - Storm Water Revenue Bond			
<u>Storm Water</u>			
Little Walnut Creek Regional Stormwater Wetland	STORM 24-02	2,000,000	2,000,000
Storm Water Total		2,000,000	2,000,000
Enterprise - Storm Water Revenue Bond Total		2,000,000	2,000,000
Enterprise - Water Operating Budget			
<u>Water System</u>			
Little Walnut Creek Dr Watermain Improvements	WATER 26-01	720,000	720,000
Boone Drive Booster Station Rehabilitation	WATER 26-03	650,000	650,000
S Warrior Ln - Ashworth Dr Improvements	WATER 26-04	200,000	200,000
Annual Water Main Improvements Program	WATER ANN-01	75,000	75,000
Water System Total		1,645,000	1,645,000
Enterprise - Water Operating Budget Total		1,645,000	1,645,000

Source	Project #	2026	Total
Enterprise - Water Revenue Debt			
<u>Water System</u>			
CIWW Initial Start Up & Saylorville Expansion	WATER 25-02	8,764,402	8,764,402
Water System Total		8,764,402	8,764,402
Enterprise - Water Revenue Debt Total		8,764,402	8,764,402
GRAND TOTAL		15,656,402	15,656,402

2027 through 2027
Enterprise Funds Capital Project Funding
 Waukee, IA
Funding Source Summary

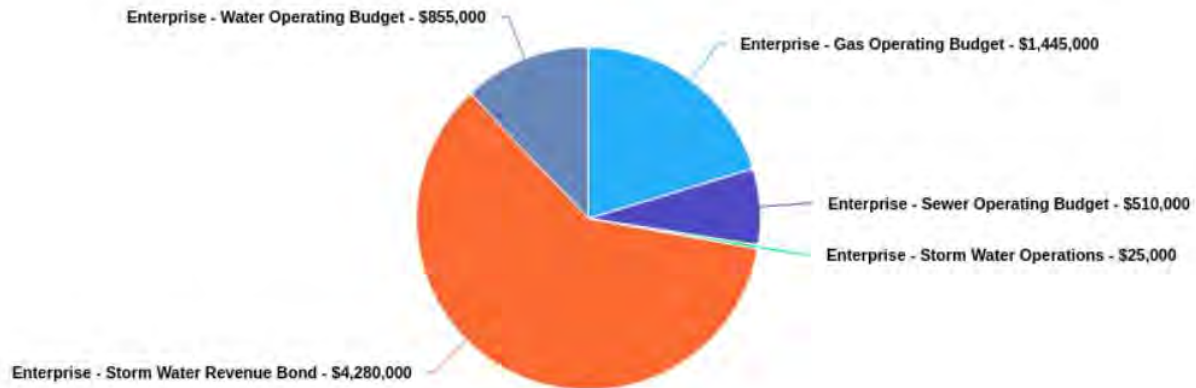


Source	2027	Total
Enterprise - Gas Operating Budget	1,533,000	1,533,000
Enterprise - Sewer Operating Budget	555,000	555,000
Enterprise - Storm Water Operations	125,000	125,000
Enterprise - Storm Water Revenue Bond	1,535,000	1,535,000
Enterprise - Water Operating Budget	1,185,000	1,185,000
GRAND TOTAL	4,933,000	4,933,000

2027 through 2027
Enterprise Funds Capital Project Funding
Waukee, IA
Projects by Funding Source And Department

Source	Project #	2027	Total
Enterprise - Gas Operating Budget			
<u>Gas Department</u>			
10-inch Gas Main Project - 2024	GAS 25-02	650,000	650,000
Gas Main and Service Rehabilitation	GAS ANN-01	80,000	80,000
Gas Main/Service Line Installation	GAS ANN-02	500,000	500,000
Annual 6-inch/4-inch Gas Main Installation	GAS ANN-03	303,000	303,000
Gas Department Total		1,533,000	1,533,000
Enterprise - Gas Operating Budget Total		1,533,000	1,533,000
Enterprise - Sewer Operating Budget			
<u>Sewer Collection System</u>			
Corene Acres Improvements Phase 1 - Sewer	SEWER 26-02	175,000	175,000
Ashworth Dr Sanitary Extension	SEWER 27-02	200,000	200,000
Inflow and Infiltration Project	SEWER ANN-01	180,000	180,000
Sewer Collection System Total		555,000	555,000
Enterprise - Sewer Operating Budget Total		555,000	555,000
Enterprise - Storm Water Operations			
<u>Storm Water</u>			
Annual Storm Sewer Improvements - System wide	STORM ANN01	25,000	25,000
Biennial Storm Sewer Improvements	STORM BI-01	100,000	100,000
Storm Water Total		125,000	125,000
Enterprise - Storm Water Operations Total		125,000	125,000
Enterprise - Storm Water Revenue Bond			
<u>Storm Water</u>			
Sugar Creek Watershed Improvements Phase 1	STORM 26-01	1,535,000	1,535,000
Storm Water Total		1,535,000	1,535,000
Enterprise - Storm Water Revenue Bond Total		1,535,000	1,535,000
Enterprise - Water Operating Budget			
<u>Water System</u>			
Corene Acres Improvements Phase 1 - Water	WATER 26-02	510,000	510,000
Sugar Creek Ln Water Main Improvements	WATER 28-01	600,000	600,000
Annual Water Main Improvements Program	WATER ANN-01	75,000	75,000
Water System Total		1,185,000	1,185,000
Enterprise - Water Operating Budget Total		1,185,000	1,185,000
GRAND TOTAL		4,933,000	4,933,000

2028 through 2028
Enterprise Funds Capital Project Funding
 Waukee, IA
Funding Source Summary

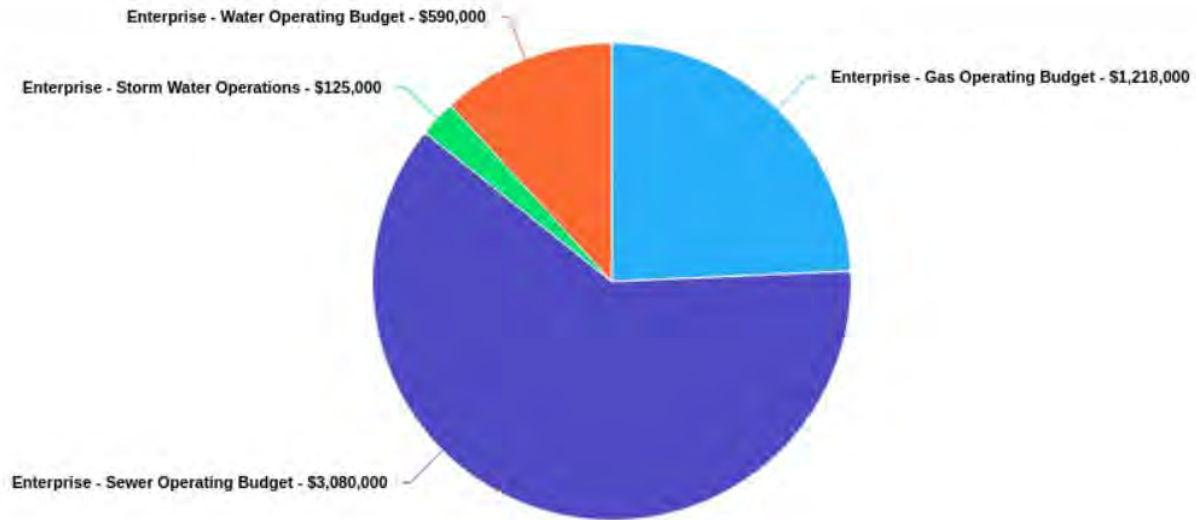


Source	2028	Total
Enterprise - Gas Operating Budget	1,445,000	1,445,000
Enterprise - Sewer Operating Budget	510,000	510,000
Enterprise - Storm Water Operations	25,000	25,000
Enterprise - Storm Water Revenue Bond	4,280,000	4,280,000
Enterprise - Water Operating Budget	855,000	855,000
GRAND TOTAL	7,115,000	7,115,000

2028 through 2028
Enterprise Funds Capital Project Funding
Waukee, IA
Projects by Funding Source And Department

Source	Project #	2028	Total
Enterprise - Gas Operating Budget			
<u>Gas Department</u>			
8-inch Sectionalizing Valve	GAS 28-01	550,000	550,000
Gas Main and Service Rehabilitation	GAS ANN-01	80,000	80,000
Gas Main/Service Line Installation	GAS ANN-02	500,000	500,000
Annual 6-inch/4-inch Gas Main Installation	GAS ANN-03	315,000	315,000
Gas Department Total		1,445,000	1,445,000
Enterprise - Gas Operating Budget Total		1,445,000	1,445,000
Enterprise - Sewer Operating Budget			
<u>Sewer Collection System</u>			
Corene Acres Improvements Phase 2 - Sewer	SEWER 27-01	510,000	510,000
Sewer Collection System Total		510,000	510,000
Enterprise - Sewer Operating Budget Total		510,000	510,000
Enterprise - Storm Water Operations			
<u>Storm Water</u>			
Annual Storm Sewer Improvements - System wide	STORM ANN01	25,000	25,000
Storm Water Total		25,000	25,000
Enterprise - Storm Water Operations Total		25,000	25,000
Enterprise - Storm Water Revenue Bond			
<u>Storm Water</u>			
Sugar Creek Watershed Improvements Phase 2	STORM 28-01	4,280,000	4,280,000
Storm Water Total		4,280,000	4,280,000
Enterprise - Storm Water Revenue Bond Total		4,280,000	4,280,000
Enterprise - Water Operating Budget			
<u>Water System</u>			
Corene Acres Improvements Phase 2 - Water	WATER 27-01	780,000	780,000
Annual Water Main Improvements Program	WATER ANN-01	75,000	75,000
Water System Total		855,000	855,000
Enterprise - Water Operating Budget Total		855,000	855,000
GRAND TOTAL		7,115,000	7,115,000

2029 through 2029
Enterprise Funds Capital Project Funding
 Waukee, IA
Funding Source Summary

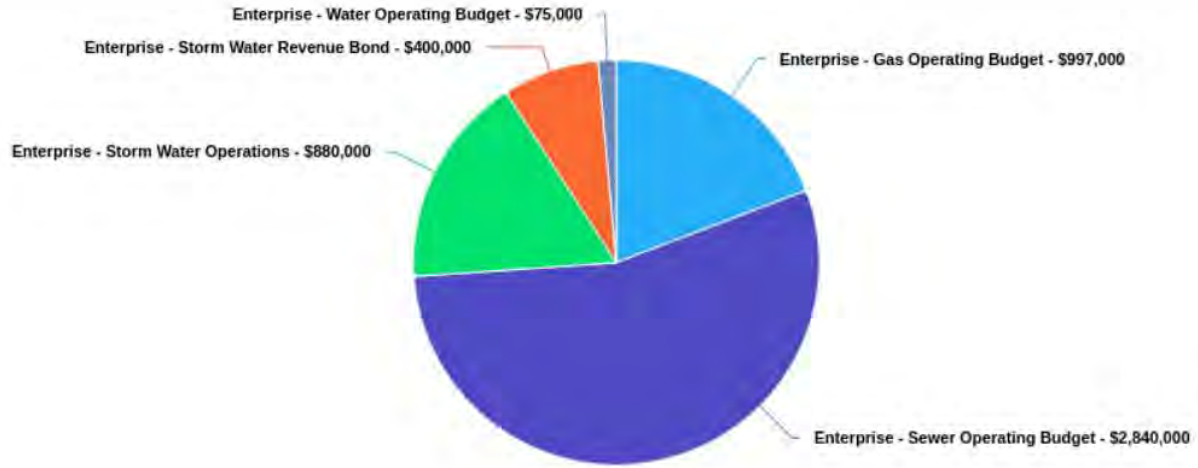


Source	2029	Total
Enterprise - Gas Operating Budget	1,218,000	1,218,000
Enterprise - Sewer Operating Budget	3,080,000	3,080,000
Enterprise - Storm Water Operations	125,000	125,000
Enterprise - Water Operating Budget	590,000	590,000
GRAND TOTAL	5,013,000	5,013,000

2029 through 2029
Enterprise Funds Capital Project Funding
Waukee, IA
Projects by Funding Source And Department

Source	Project #	2029	Total
Enterprise - Gas Operating Budget			
<u>Gas Department</u>			
DRS #11 Installation Project	GAS 29-01	275,000	275,000
Gas Main and Service Rehabilitation	GAS ANN-01	80,000	80,000
Gas Main/Service Line Installation	GAS ANN-02	500,000	500,000
Annual 6-inch/4-inch Gas Main Installation	GAS ANN-03	363,000	363,000
Gas Department Total		1,218,000	1,218,000
Enterprise - Gas Operating Budget Total		1,218,000	1,218,000
Enterprise - Sewer Operating Budget			
<u>Sewer Collection System</u>			
Little Walnut Creek Trunk Sewer Extension Phase 6	SEWER 28-01	2,640,000	2,640,000
Corene Acres Improvements Phase 3	SEWER 29-01	260,000	260,000
Inflow and Infiltration Project	SEWER ANN-01	180,000	180,000
Sewer Collection System Total		3,080,000	3,080,000
Enterprise - Sewer Operating Budget Total		3,080,000	3,080,000
Enterprise - Storm Water Operations			
<u>Storm Water</u>			
Annual Storm Sewer Improvements - System wide	STORM ANN01	25,000	25,000
Biennial Storm Sewer Improvements	STORM BI-01	100,000	100,000
Storm Water Total		125,000	125,000
Enterprise - Storm Water Operations Total		125,000	125,000
Enterprise - Water Operating Budget			
<u>Water System</u>			
Corene Acres Improvements Phase 3 - Water	WATER 28-02	515,000	515,000
Annual Water Main Improvements Program	WATER ANN-01	75,000	75,000
Water System Total		590,000	590,000
Enterprise - Water Operating Budget Total		590,000	590,000
GRAND TOTAL		5,013,000	5,013,000

2030 through 2030
Enterprise Funds Capital Project Funding
 Waukee, IA
Funding Source Summary



Source	2030	Total
Enterprise - Gas Operating Budget	997,000	997,000
Enterprise - Sewer Operating Budget	2,840,000	2,840,000
Enterprise - Storm Water Operations	880,000	880,000
Enterprise - Storm Water Revenue Bond	400,000	400,000
Enterprise - Water Operating Budget	75,000	75,000
GRAND TOTAL	5,192,000	5,192,000

2030 through 2030
Enterprise Funds Capital Project Funding
Waukee, IA
Projects by Funding Source And Department

Source	Project #	2030	Total
Enterprise - Gas Operating Budget			
<u>Gas Department</u>			
Gas Main and Service Rehabilitation	GAS ANN-01	80,000	80,000
Gas Main/Service Line Installation	GAS ANN-02	500,000	500,000
Annual 6-inch/4-inch Gas Main Installation	GAS ANN-03	417,000	417,000
Gas Department Total		997,000	997,000
Enterprise - Gas Operating Budget Total		997,000	997,000
Enterprise - Sewer Operating Budget			
<u>Sewer Collection System</u>			
Hunter Hollow Sanitary Sewer Extension	SEWER 30-01	2,840,000	2,840,000
Sewer Collection System Total		2,840,000	2,840,000
Enterprise - Sewer Operating Budget Total		2,840,000	2,840,000
Enterprise - Storm Water Operations			
<u>Storm Water</u>			
Sugar Creek Watershed Improvements Phase 3	STORM 29-01	855,000	855,000
Annual Storm Sewer Improvements - System wide	STORM ANN01	25,000	25,000
Storm Water Total		880,000	880,000
Enterprise - Storm Water Operations Total		880,000	880,000
Enterprise - Storm Water Revenue Bond			
<u>Storm Water</u>			
Waukee Towne Center Pond	STORM 23-01	400,000	400,000
Storm Water Total		400,000	400,000
Enterprise - Storm Water Revenue Bond Total		400,000	400,000
Enterprise - Water Operating Budget			
<u>Water System</u>			
Annual Water Main Improvements Program	WATER ANN-01	75,000	75,000
Water System Total		75,000	75,000
Enterprise - Water Operating Budget Total		75,000	75,000
GRAND TOTAL		5,192,000	5,192,000

2026-2030 Project Detail



Waukee
THE KEY TO GOOD LIVING

PROJECT DETAIL TABLE OF CONTENTS


GOVERNMENTAL PROJECTS

Funding Category	Project Department	Project Description	Project Number
Governmental Project	Administration	Downtown Redevelopment Project	ADMIN 26-01
Governmental Project	Administration	Solar Panels - 2027	ADMIN 27-01
Governmental Project	Administration	Solar Panels - 2029	ADMIN 29-01
Governmental Project	Fire/EMS Department	Fire Engine	FIRE 26-01
Governmental Project	Fire/EMS Department	Ambulance	FIRE 26-02
Governmental Project	Fire/EMS Department	Ladder Truck	FIRE 28-01
Governmental Project	Fire/EMS Department	Ambulance	FIRE 29-01
Governmental Project	Fire/EMS Department	Self-Contained Breathing Apparatus (SCBA)	FIRE 30-01
Governmental Project	Fire/EMS Department	Ambulance (remount)	FIRE 30-02
Governmental Project	Fire/EMS Department	Tender	FIRE 30-03
Governmental Project	Fire/EMS Department	Fire Engine	FIRE 30-04
Governmental Project	Parks and Recreation - Parks	Spring Crest Park	PARKS 24-01
Governmental Project	Parks and Recreation - Parks	Painted Woods West Park	PARKS 24-02
Governmental Project	Parks and Recreation - Parks	Ridge Pointe Park Pavement Replacement	PARKS 25-01
Governmental Project	Parks and Recreation - Parks	Centennial Park, Volleyball Court - Asphalt Repair	PARKS 25-02
Governmental Project	Parks and Recreation - Parks	Centennial Playground Equipment	PARKS 25-03
Governmental Project	Parks and Recreation - Parks	National Fitness Campaign Ridge Pointe Park	PARKS 26-01
Governmental Project	Parks and Recreation - Parks	Centennial West Building	PARKS 30-01
Governmental Project	Parks and Recreation - Parks	Public Art Initiative	PARKSANN-01
Governmental Project	Parks and Recreation - Parks	Annual - Park Improvements	PARKSANN-02
Governmental Project	Parks and Recreation - Trails	Prairie Rose Greenway	TRAILS 24-01
Governmental Project	Parks and Recreation - Trails	Kettlestone Greenway Phase 3	TRAILS 25-01
Governmental Project	Parks and Recreation - Trails	Little Walnut Creek Greenway Trail	TRAILS 27-01
Governmental Project	Public Safety Department	Public Safety Building	PUBSF 24-01
Governmental Project	Public Safety Department	Refurbish Old Public Safety Building	PUBSF 26-01
Governmental Project	Road Use Funded	Annual Pavement Overlays	ROADFUND 1
Governmental Project	Road Use Funded	Annual Street Patching Projects	ROADFUND 2
Governmental Project	Road Use Funded	Annual Pavement Marking Painting	ROADFUND 3
Governmental Project	Roads	University Avenue Area Improvements	ROADS 23-01
Governmental Project	Roads	Waukee Safe Routes to Schools Improvements	ROADS 23-02
Governmental Project	Roads	U Place Culvert Replacement	ROADS 24-11
Governmental Project	Roads	NW 10th Street Improvements Phase 2	ROADS 25-02
Governmental Project	Roads	N Warrior Ln Little Walnut Creek Culvert	ROADS 25-04
Governmental Project	Roads	SE University Ave Widening	ROADS 25-05
Governmental Project	Roads	Grand Prairie Pkwy/I-80 Interchange Repayment	ROADS 25-06
Governmental Project	Roads	11th and 17th Street Culverts	ROADS 25-08
Governmental Project	Roads	SE LA Grant Pkwy/SE Esker Ridge Dr Traffic Signal	ROADS 26-03
Governmental Project	Roads	Corene Acres Improvements Phase 1	ROADS 26-04
Governmental Project	Roads	Downtown Street Improvements	ROADS 26-05
Governmental Project	Roads	10th Street Extension	ROADS 26-06
Governmental Project	Roads	SE Waco Pl Widening	ROADS 26-07
Governmental Project	Roads	NE Alice's Road Widening Phases 1A & 1B	ROADS 27-01
Governmental Project	Roads	SE Ashworth Rd Widening Phase 2	ROADS 27-02
Governmental Project	Roads	Corene Acres Improvements Phase 2	ROADS 27-03
Governmental Project	Roads	Warrior Ln Improvements Phase 3	ROADS 28-01
Governmental Project	Roads	SE Ashworth Rd Widening Phase 3	ROADS 28-02
Governmental Project	Roads	Corene Acres Improvements Phase 3	ROADS 28-03
Governmental Project	Roads	NE Alice's Rd & Douglas Pkwy Intersection Imp.	ROADS 28-04
Governmental Project	Roads	I-80/Ute Ave Interchange Ramps Signalization	ROADS 30-01
Governmental Project	Roads	Corene Acres Improvements Phase 4	ROADS 30-02
Governmental Project	Roads	Annual Developer Lane Additions	ROADS ANN-01
Governmental Project	Roads	Annual Kettlestone Street Light Reimb & Replacmnt	ROADS ANN-02
Governmental Project	Roads	ADA Transition Plan Improvements	ROADS ANN-03
Governmental Project	Roads	Annual Corridor Enhancements	ROADS ANN-04

PROJECT DETAIL TABLE OF CONTENTS

ENTERPRISE FUND CAPITAL PROJECTS

Funding Category	Project Department	Project Description	Project Number
Enterprise Funds	Gas Department	10-inch Gas Main Project - 2024	GAS 25-02
Enterprise Funds	Gas Department	DRS 12 Modification Project	GAS 25-05
Enterprise Funds	Gas Department	8-inch Gas Main Project	GAS 26-03
Enterprise Funds	Gas Department	8-inch Sectionalizing Valve	GAS 28-01
Enterprise Funds	Gas Department	DRS #11 Installation Project	GAS 29-01
Enterprise Funds	Gas Department	Gas Main and Service Rehabilitation	GAS ANN-01
Enterprise Funds	Gas Department	Gas Main/Service Line Installation	GAS ANN-02
Enterprise Funds	Gas Department	Annual 6-inch/4-inch Gas Main Installation	GAS ANN-03
Enterprise Funds	Sewer Collection System	Lift Station Number 6 Rehabilitation	SEWER 24-02
Enterprise Funds	Sewer Collection System	Bluestem Trunk Sewer Phase 2	SEWER 25-01
Enterprise Funds	Sewer Collection System	Lift Station No. 4 Rehabilitation	SEWER 25-03
Enterprise Funds	Sewer Collection System	West Area Trunk Sewer Phase 3	SEWER 25-04
Enterprise Funds	Sewer Collection System	Corene Acres Improvements Phase 1 - Sewer	SEWER 26-02
Enterprise Funds	Sewer Collection System	Corene Acres Improvements Phase 2 - Sewer	SEWER 27-01
Enterprise Funds	Sewer Collection System	Ashworth Dr Sanitary Extension	SEWER 27-02
Enterprise Funds	Sewer Collection System	Little Walnut Creek Trunk Sewer Extension Phase 6	SEWER 28-01
Enterprise Funds	Sewer Collection System	Corene Acres Improvements Phase 3	SEWER 29-01
Enterprise Funds	Sewer Collection System	Hunter Hollow Sanitary Sewer Extension	SEWER 30-01
Enterprise Funds	Sewer Collection System	Inflow and Infiltration Project	SEWER ANN-01
Enterprise Funds	Storm Water	Waukee Towne Center Pond	STORM 23-01
Enterprise Funds	Storm Water	Little Walnut Creek Regional Stormwater Wetland	STORM 24-02
Enterprise Funds	Storm Water	Sugar Creek Watershed Improvements Phase 1	STORM 26-01
Enterprise Funds	Storm Water	Sugar Creek Watershed Improvements Phase 2	STORM 28-01
Enterprise Funds	Storm Water	Sugar Creek Watershed Improvements Phase 3	STORM 29-01
Enterprise Funds	Storm Water	Sugar Creek Watershed Improvements Phase 4	STORM 30-01
Enterprise Funds	Storm Water	Annual Storm Sewer Improvements - System wide	STORM ANN01
Enterprise Funds	Storm Water	Biennial Storm Sewer Improvements	STORM BI-01
Enterprise Funds	Water System	Transite Water Main Replacement Phase 4	WATER 25-01
Enterprise Funds	Water System	CIWW Initial Start Up & Saylorville Expansion	WATER 25-02
Enterprise Funds	Water System	Little Walnut Creek Dr Watermain Improvements	WATER 26-01
Enterprise Funds	Water System	Corene Acres Improvements Phase 1 - Water	WATER 26-02
Enterprise Funds	Water System	Boone Drive Booster Station Rehabilitation	WATER 26-03
Enterprise Funds	Water System	S Warrior Ln - Ashworth Dr Improvements	WATER 26-04
Enterprise Funds	Water System	Corene Acres Improvements Phase 2 - Water	WATER 27-01
Enterprise Funds	Water System	Sugar Creek Ln Water Main Improvements	WATER 28-01
Enterprise Funds	Water System	Corene Acres Improvements Phase 3 - Water	WATER 28-02
Enterprise Funds	Water System	Elevated Water Storage Tank	WATER 29-01
Enterprise Funds	Water System	Annual Water Main Improvements Program	WATER ANN-01



Total Project Cost \$1,000,000
 Department Administration
 Category Buildings
 Useful Life 10 years

Contact City Administrator
 Type Improvement
 Status Active

Description

The historic downtown triangle business area continues to function as a major area of commerce and includes a number of successful businesses in addition to hosting many community events including the weekly farmer's market and the City's Winterfest celebration. The CIP includes funding for the redevelopment and reconfiguration of Walnut Street between Ashworth Drive and 6th Street. The proposed improvements will allow for the street to be designated as a one way to improve safety and the pedestrian experience as well as the ability to close off the street for events and festivals to create an extension to the adjacent Triangle Park.

Expenditures	2025	2026	2027	2028	2029	2030	Total
Planning/Design	0	1,000,000	0	0	0	0	1,000,000
Total	0	1,000,000	0	0	0	0	1,000,000

Funding Sources	2025	2026	2027	2028	2029	2030	Total
Capital - G.O. Bond Proceeds / TIF Borrowing	0	1,000,000	0	0	0	0	1,000,000
Total	0	1,000,000	0	0	0	0	1,000,000

2025 thru 2030

Governmental Projects - Administration
Waukee, IA

Project Name **Solar Panels - 2027**
Project # **ADMIN 27-01**



Total Project Cost \$750,000
Department Administration
Category Buildings
Useful Life 25 years

Contact City Administrator
Type Improvement
Status Active

Description

Solar panels to be installed on the Public Works, Library and Community Center buildings.

Expenditures	2025	2026	2027	2028	2029	2030	Total
Construction/Maintenance	0	0	750,000	0	0	0	750,000
Total	0	0	750,000	0	0	0	750,000

Funding Sources	2025	2026	2027	2028	2029	2030	Total
Capital - G.O. Bond Proceeds / TIF Borrowing	0	0	750,000	0	0	0	750,000
Total	0	0	750,000	0	0	0	750,000

2025 thru 2030

Governmental Projects - Administration
Waukee, IA

Project Name **Solar Panels - 2029**
Project # **ADMIN 29-01**



Total Project Cost \$650,000
Department Administration
Category Buildings
Useful Life 25 years

Contact City Administrator
Type Improvement
Status Active

Description

Install solar panels on the public safety and fox creek pavilion buildings.

Expenditures	2025	2026	2027	2028	2029	2030	Total
Construction/Maintenance	0	0	0	0	650,000	0	650,000
Total	0	0	0	0	650,000	0	650,000

Funding Sources	2025	2026	2027	2028	2029	2030	Total
Unfunded	0	0	0	0	650,000	0	650,000
Total	0	0	0	0	650,000	0	650,000

2025 thru 2030

**Governmental Projects - Fire/EMS
Department**
Waukee, IA

Project Name **Fire Engine**
Project # **FIRE 26-01**

Total Project Cost \$900,000
Department Fire/EMS Department
Category Vehicles
Useful Life 20 years

Contact Fire Chief
Type Equipment
Status Active

Description

Purchase new Fire Engine to replace 2000 Engine.

Expenditures

	2025	2026	2027	2028	2029	2030	Total
Equip/Vehicles/Furnishings	900,000	0	0	0	0	0	900,000
Total	900,000	0	0	0	0	0	900,000

Funding Sources

	2025	2026	2027	2028	2029	2030	Total
Capital - G.O. Bond Proceeds / TIF Borrowing	900,000	0	0	0	0	0	900,000
Total	900,000	0	0	0	0	0	900,000



2025 thru 2030

**Governmental Projects - Fire/EMS
Department**
Waukee, IA

Project Name **Ambulance**
Project # **FIRE 26-02**

Total Project Cost \$560,000
Department Fire/EMS Department
Category Vehicles
Useful Life 20 years

Contact Fire Chief
Type Equipment
Status Active

Description

Replace 2008 Lifeline Ford F450 Ambulance.

Expenditures

	2025	2026	2027	2028	2029	2030	Total
Equip/Vehicles/Furnishings	0	0	560,000	0	0	0	560,000
Total	0	0	560,000	0	0	0	560,000

Funding Sources

	2025	2026	2027	2028	2029	2030	Total
Capital - G.O. Bond Proceeds / TIF Borrowing	0	0	560,000	0	0	0	560,000
Total	0	0	560,000	0	0	0	560,000



2025 thru 2030

**Governmental Projects - Fire/EMS
Department**
Waukee, IA

Project Name **Ladder Truck**
Project # **FIRE 28-01**

Total Project Cost \$1,832,000
Department Fire/EMS Department
Category Vehicles
Useful Life 20 years

Contact Fire Chief
Type Equipment
Status Active

Description

Purchase new Ladder Truck to replace 2003 Tower Ladder.

Expenditures	2025	2026	2027	2028	2029	2030	Total
Equip/Vehicles/Furnishings	0	0	0	1,832,000	0	0	1,832,000
Total	0	0	0	1,832,000	0	0	1,832,000

Funding Sources	2025	2026	2027	2028	2029	2030	Total
Capital - G.O. Bond Proceeds / TIF Borrowing	0	0	0	1,832,000	0	0	1,832,000
Total	0	0	0	1,832,000	0	0	1,832,000



2025 thru 2030

**Governmental Projects - Fire/EMS
Department**
Waukeee, IA

Project Name **Ambulance**
Project # **FIRE 29-01**

Total Project Cost \$670,000
Department Fire/EMS Department
Category Vehicles
Useful Life 20 years

Contact Fire Chief
Type Equipment
Status Active

Expenditures	2025	2026	2027	2028	2029	2030	Total
Equip/Vehicles/Furnishings	0	0	0	0	670,000	0	670,000
Total	0	0	0	0	670,000	0	670,000

Funding Sources	2025	2026	2027	2028	2029	2030	Total
Unfunded	0	0	0	0	670,000	0	670,000
Total	0	0	0	0	670,000	0	670,000



2025 thru 2030

**Governmental Projects - Fire/EMS
Department**
Waukee, IA

Project Name **Self-Contained Breathing Apparatus (SCBA)**
Project # **FIRE 30-01**

Total Project Cost \$300,000
Department Fire/EMS Department
Category General Equipment
Useful Life 10 years

Contact
Type
Status
Fire Chief
Equipment
Active

Expenditures	2025	2026	2027	2028	2029	2030	Total
Equip/Vehicles/Furnishings	0	0	0	0	0	300,000	300,000
Total	0	0	0	0	0	300,000	300,000

Funding Sources	2025	2026	2027	2028	2029	2030	Total
Unfunded	0	0	0	0	0	300,000	300,000
Total	0	0	0	0	0	300,000	300,000



MSA G1 SCBA – Fire Force

2025 thru 2030

**Governmental Projects - Fire/EMS
Department**
Waukee, IA

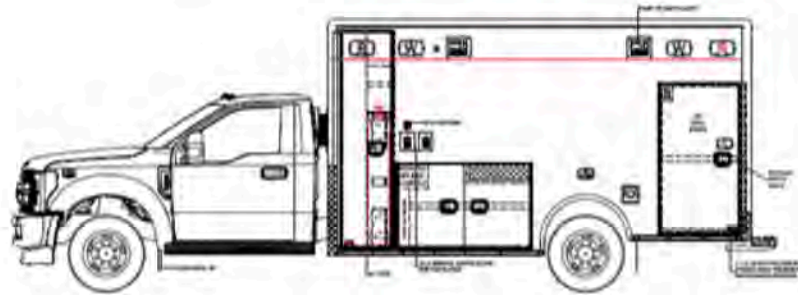
Project Name **Ambulance (remount)**
Project # **FIRE 30-02**

Total Project Cost \$200,000
Department Fire/EMS Department
Category Vehicles
Useful Life 20 years

Contact Fire Chief
Type Equipment
Status Active

Expenditures	2025	2026	2027	2028	2029	2030	Total
Equip/Vehicles/Furnishings	0	0	0	0	0	200,000	200,000
Total	0	0	0	0	0	200,000	200,000

Funding Sources	2025	2026	2027	2028	2029	2030	Total
Unfunded	0	0	0	0	0	200,000	200,000
Total	0	0	0	0	0	200,000	200,000



2025 thru 2030

**Governmental Projects - Fire/EMS
Department**
Waukee, IA

Project Name **Tender**
Project # **FIRE 30-03**

Total Project Cost \$400,000
Department Fire/EMS Department
Category Vehicles
Useful Life 20 years

Contact
Type Fire Chief
Status Equipment
Active

Description

Purchase a water tender vehicle to supply water when fire hydrants are unavailable.

Expenditures	2025	2026	2027	2028	2029	2030	Total
Equip/Vehicles/Furnishings	0	0	0	0	0	400,000	400,000
Total	0	0	0	0	0	400,000	400,000

Funding Sources	2025	2026	2027	2028	2029	2030	Total
Unfunded	0	0	0	0	0	400,000	400,000
Total	0	0	0	0	0	400,000	400,000



2025 thru 2030

**Governmental Projects - Fire/EMS
Department**
Waukee, IA

Project Name **Fire Engine**
Project # **FIRE 30-04**

Total Project Cost \$1,400,000
Department Fire/EMS Department
Category Vehicles
Useful Life 20 years

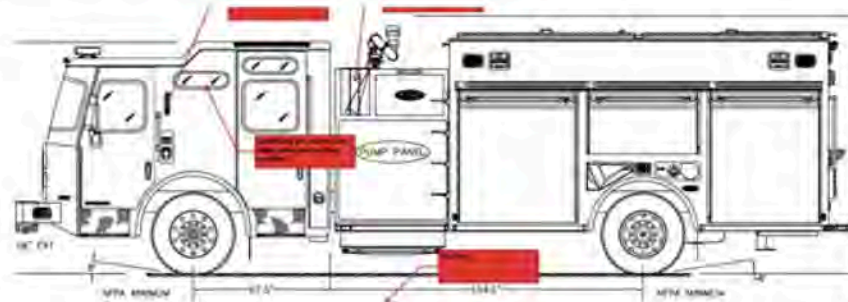
Contact Fire Chief
Type Equipment
Status Active

Description

Replace 2013 fire engine.

Expenditures	2025	2026	2027	2028	2029	2030	Total
Equip/Vehicles/Furnishings	0	0	0	0	0	1,400,000	1,400,000
Total	0	0	0	0	0	1,400,000	1,400,000

Funding Sources	2025	2026	2027	2028	2029	2030	Total
Unfunded	0	0	0	0	0	1,400,000	1,400,000
Total	0	0	0	0	0	1,400,000	1,400,000



2025 thru 2030

Governmental Projects - Parks and Recreation - Parks

Waukee, IA

Project Name **Spring Crest Park**

Project # **PARKS 24-01**

Total Project Cost \$7,000,000
Department Parks and Recreation - Parks
Category Park Improvements
Useful Life 25 years

Contact Parks Director
Type Improvement
Status Active

Description

Development of neighborhood park in Spring Crest.

Expenditures	2025	2026	2027	2028	2029	2030	Total
Construction/Maintenance	1,000,000	1,000,000	5,000,000	0	0	0	7,000,000
Total	1,000,000	1,000,000	5,000,000	0	0	0	7,000,000

Funding Sources	2025	2026	2027	2028	2029	2030	Total
Capital - LOST - Cash on Hand	1,000,000	1,000,000	5,000,000	0	0	0	7,000,000
Total	1,000,000	1,000,000	5,000,000	0	0	0	7,000,000

2025 thru 2030

Governmental Projects - Parks and Recreation - Parks

Waukee, IA

Project Name **Spring Crest Park**

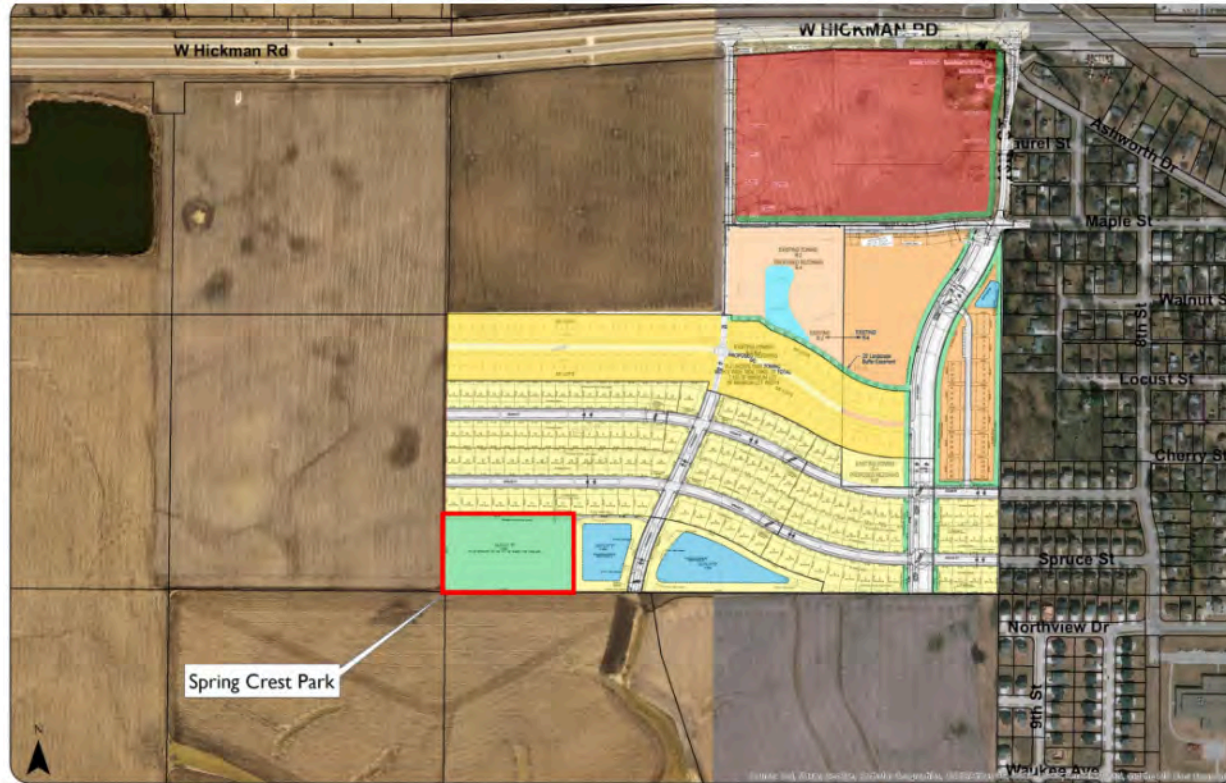
Project # **PARKS 24-01**

Department

Parks and Recreation - Parks

Contact

Parks Director



2025 thru 2030

Governmental Projects - Parks and Recreation - Parks

Waukegan, IA

Project Name **Painted Woods West Park**

Project # **PARKS 24-02**

Total Project Cost \$3,000,000
Department Parks and Recreation - Parks
Category Park Improvements
Useful Life 25 years

Contact Parks Director
Type Improvement
Status Active

Description

Development of a neighborhood park in Painted Woods West development.

Expenditures	2025	2026	2027	2028	2029	2030	Total
Construction/Maintenance	1,000,000	2,000,000	0	0	0	0	3,000,000
Total	1,000,000	2,000,000	0	0	0	0	3,000,000

Funding Sources	2025	2026	2027	2028	2029	2030	Total
Capital - LOST - Cash on Hand	1,000,000	2,000,000	0	0	0	0	3,000,000
Total	1,000,000	2,000,000	0	0	0	0	3,000,000

2025 thru 2030

Governmental Projects - Parks and Recreation - Parks

Waukee, IA

Project Name **Painted Woods West Park**

Project # **PARKS 24-02**

Department

Parks and Recreation - Parks

Contact

Parks Director



2025 thru 2030

Governmental Projects - Parks and Recreation - Parks

Waukee, IA

Project Name **Ridge Pointe Park Pavement Replacement**

Project # **PARKS 25-01**

Total Project Cost \$175,000
Department Parks and Recreation - Parks
Category Park Improvements
Useful Life 25 years

Contact Parks Director
Type Improvement
Status Active

Description

Replace pavement at Ridge Pointe Park.

Expenditures	2025	2026	2027	2028	2029	2030	Total
Construction/Maintenance	175,000	0	0	0	0	0	175,000
Total	175,000	0	0	0	0	0	175,000

Funding Sources	2025	2026	2027	2028	2029	2030	Total
Capital - G.O. Bond Proceeds / TIF Borrowing	175,000	0	0	0	0	0	175,000
Total	175,000	0	0	0	0	0	175,000

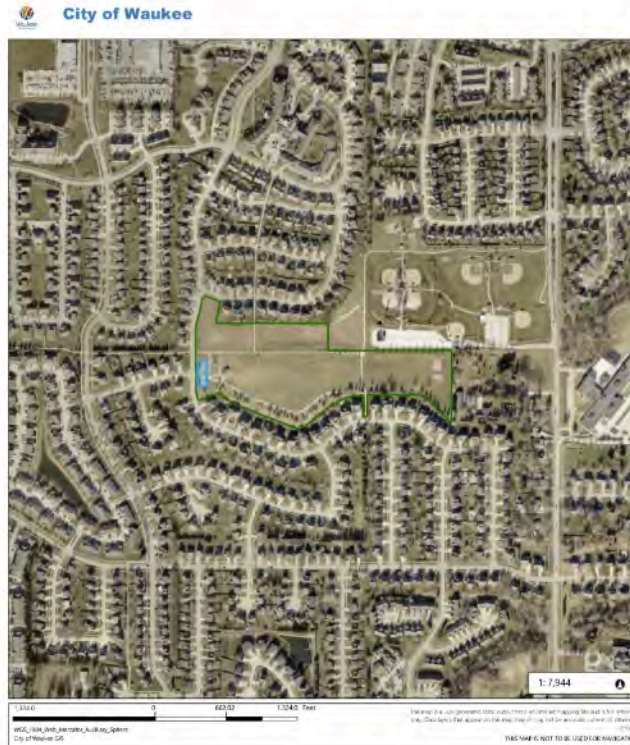
2025 thru 2030

Governmental Projects - Parks and Recreation - Parks
Waukee, IA

Project Name **Ridge Pointe Park Pavement Replacement**
Project # **PARKS 25-01**

Department Parks and Recreation - Parks

Contact Parks Director



2025 thru 2030

Governmental Projects - Parks and Recreation - Parks

Waukee, IA

Project Name **Centennial Park, Volleyball Court - Asphalt Repair**

Project # **PARKS 25-02**

Total Project Cost \$350,000
Department Parks and Recreation - Parks
Category Park Improvements
Useful Life 25 years

Contact Parks Director
Type Improvement
Status Active

Description

Repair asphalt in the parking and volleyball courts at Centennial Park.

Expenditures	2025	2026	2027	2028	2029	2030	Total
Construction/Maintenance	350,000	0	0	0	0	0	350,000
Total	350,000	0	0	0	0	0	350,000

Funding Sources	2025	2026	2027	2028	2029	2030	Total
Capital - G.O. Bond Proceeds / TIF Borrowing	350,000	0	0	0	0	0	350,000
Total	350,000	0	0	0	0	0	350,000

2025 thru 2030

Governmental Projects - Parks and Recreation - Parks

Waukee, IA

Project Name **Centennial Park, Volleyball Court - Asphalt Repair**

Project # **PARKS 25-02**

Department

Parks and Recreation - Parks

Contact

Parks Director



2025 thru 2030

Governmental Projects - Parks and Recreation - Parks

Waukee, IA

Project Name **Centennial Playground Equipment**

Project # **PARKS 25-03**

Total Project Cost \$650,000
Department Parks and Recreation - Parks
Category Park Equipment
Useful Life 15 years

Contact Parks Director
Type Equipment
Status Active

Description

Update playground equipment at Centennial Park.

Expenditures	2025	2026	2027	2028	2029	2030	Total
Equip/Vehicles/Furnishings	650,000	0	0	0	0	0	650,000
Total	650,000	0	0	0	0	0	650,000

Funding Sources	2025	2026	2027	2028	2029	2030	Total
Capital - G.O. Bond Proceeds / TIF Borrowing	650,000	0	0	0	0	0	650,000
Total	650,000	0	0	0	0	0	650,000

2025 thru 2030

Governmental Projects - Parks and Recreation - Parks
Waukee, IA

Project Name **Centennial Playground Equipment**
Project # **PARKS 25-03**

Department Parks and Recreation - Parks

Contact

Parks Director



2025 thru 2030

Governmental Projects - Parks and Recreation - Parks
Waukee, IA

Project Name **National Fitness Campaign Ridge Pointe Park**
Project # **PARKS 26-01**



Total Project Cost \$200,000
Department Parks and Recreation - Parks
Category Park Improvements
Useful Life 25 years

Contact Parks Director
Type Improvement
Status Active

Description

The budget supports the addition of an outdoor fitness space in Ridge Pointe Park, enhancing recreational opportunities for residents.

Expenditures	2025	2026	2027	2028	2029	2030	Total
Construction/Maintenance	0	200,000	0	0	0	0	200,000
Total	0	200,000	0	0	0	0	200,000

Funding Sources	2025	2026	2027	2028	2029	2030	Total
Capital - LOST - Cash on Hand	0	200,000	0	0	0	0	200,000
Total	0	200,000	0	0	0	0	200,000

2025 thru 2030

Governmental Projects - Parks and Recreation - Parks

Waukee, IA

Project Name **Centennial West Building**

Project # **PARKS 30-01**

Total Project Cost \$5,000,000
Department Parks and Recreation - Parks
Category Park Improvements
Useful Life 25 years

Contact Parks Director
Type Improvement
Status Active

Description

Construction of a parking lot and renovations to the facility to allow rentals.

Justification

An additional \$785K is included in the University Ave Extension Project estimated cost (Roads 23-01) for parking lot improvements.

Expenditures	2025	2026	2027	2028	2029	2030	Total
Construction/Maintenance	0	0	0	0	0	5,000,000	5,000,000
Total	0	0	0	0	0	5,000,000	5,000,000

Funding Sources	2025	2026	2027	2028	2029	2030	Total
Capital - LOST - Cash on Hand	0	0	0	0	0	5,000,000	5,000,000
Total	0	0	0	0	0	5,000,000	5,000,000

2025 thru 2030

Governmental Projects - Parks and Recreation - Parks

Waukee, IA

Project Name **Centennial West Building**

Project # **PARKS 30-01**

Department

Parks and Recreation - Parks

Contact

Parks Director



2025 thru 2030

Governmental Projects - Parks and Recreation - Parks

Waukee, IA

Project Name **Public Art Initiative**

Project # **PARKSANN-01**

Total Project Cost \$900,000
Department Parks and Recreation - Parks
Category Park Improvements
Useful Life 25 years

Contact Parks Director
Type Improvement
Status Active

Description

Annual Fund to purchase and place art in public areas around Waukee.

Expenditures	2025	2026	2027	2028	2029	2030	Total
Other	150,000	150,000	150,000	150,000	150,000	150,000	900,000
Total	150,000	150,000	150,000	150,000	150,000	150,000	900,000

Funding Sources	2025	2026	2027	2028	2029	2030	Total
Capital - PIF - Cash on Hand	150,000	150,000	150,000	150,000	150,000	150,000	900,000
Total	150,000	150,000	150,000	150,000	150,000	150,000	900,000



2025 thru 2030

Governmental Projects - Parks and Recreation - Parks

Waukee, IA

Project Name **Annual - Park Improvements**

Project # **PARKSANN-02**

Total Project Cost \$500,000
Department Parks and Recreation - Parks
Category Park Improvements
Useful Life 25 years

Contact
Type
Status
Parks Director
Improvement
Active

Expenditures	2025	2026	2027	2028	2029	2030	Total
Construction/Maintenance	0	100,000	100,000	100,000	100,000	100,000	500,000
Total	0	100,000	100,000	100,000	100,000	100,000	500,000

Funding Sources	2025	2026	2027	2028	2029	2030	Total
Capital - General Fund Operating Budget	0	100,000	100,000	100,000	100,000	100,000	500,000
Total	0	100,000	100,000	100,000	100,000	100,000	500,000



2025 thru 2030

Governmental Projects - Parks and Recreation - Trails

Waukee, IA

Project Name **Prairie Rose Greenway**

Project # **TRAILS 24-01**

Total Project Cost \$1,551,000
Department Parks and Recreation - Trails
Category Park Trails System
Useful Life 25 years

Contact Parks Director
Type Improvement
Status Active

Description

Trail development north of Hickman Road within proposed greenbelt. \$400,000 additional work will be done on this project using the Developer Parkland Dedication Fund.

Prior	Expenditures	2025	2026	2027	2028	2029	2030	Total
1,000,000	Construction/Maintenance	551,000	0	0	0	0	0	551,000
	Total	551,000	0	0	0	0	0	551,000

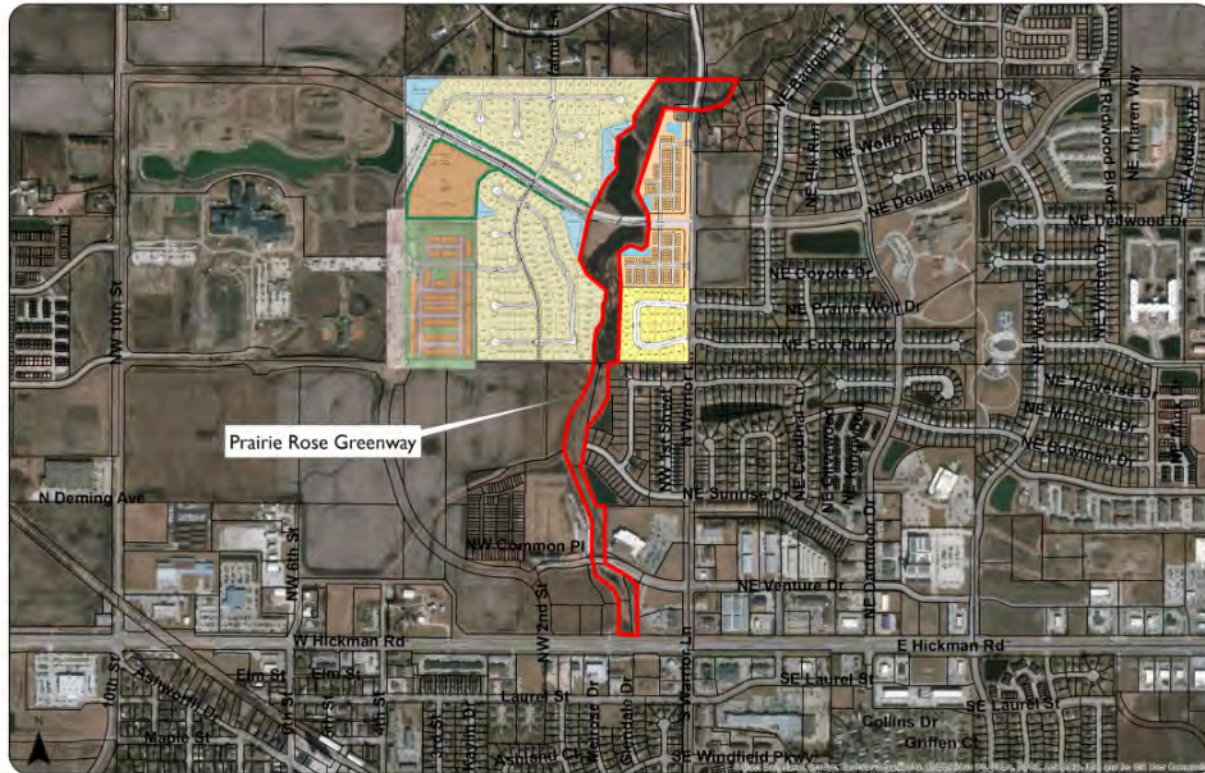
Prior	Funding Sources	2025	2026	2027	2028	2029	2030	Total
1,000,000	Capital - LOST - Cash on Hand	551,000	0	0	0	0	0	551,000
	Total	551,000	0	0	0	0	0	551,000

Department

Parks and Recreation - Trails

Contact

Parks Director



2025 thru 2030

Governmental Projects - Parks and Recreation - Trails

Waukee, IA

Project Name **Kettlestone Greenway Phase 3**

Project # **TRAILS 25-01**

Total Project Cost \$1,200,000
Department Parks and Recreation - Trails
Category Park Trails System
Useful Life 25 years

Contact Parks Director
Type Improvement
Status Active

Description

Trail development as part of Kettlestone Greenway Phase 3.

Expenditures	2025	2026	2027	2028	2029	2030	Total
Construction/Maintenance	0	0	0	0	1,200,000	0	1,200,000
Total	0	0	0	0	1,200,000	0	1,200,000

Funding Sources	2025	2026	2027	2028	2029	2030	Total
Capital - LOST - Cash on Hand	0	0	0	0	1,200,000	0	1,200,000
Total	0	0	0	0	1,200,000	0	1,200,000

2025 thru 2030

Governmental Projects - Parks and Recreation - Trails
Waukee, IA

Project Name **Kettlestone Greenway Phase 3**
Project # **TRAILS 25-01**

Department

Parks and Recreation - Trails

Contact

Parks Director



2025 thru 2030

Governmental Projects - Parks and Recreation - Trails

Waukee, IA

Project Name **Little Walnut Creek Greenway Trail**

Project # **TRAILS 27-01**

Total Project Cost \$2,500,000
Department Parks and Recreation - Trails
Category Park Trails System
Useful Life 25 years

Contact Parks Director
Type Improvement
Status Active

Description

Little Walnut Creek Greenway Trail

Expenditures	2025	2026	2027	2028	2029	2030	Total
Construction/Maintenance	0	0	1,500,000	1,000,000	0	0	2,500,000
Total	0	0	1,500,000	1,000,000	0	0	2,500,000

Funding Sources	2025	2026	2027	2028	2029	2030	Total
Capital - LOST - Cash on Hand	0	0	1,500,000	1,000,000	0	0	2,500,000
Total	0	0	1,500,000	1,000,000	0	0	2,500,000

Department

Parks and Recreation - Trails

Contact

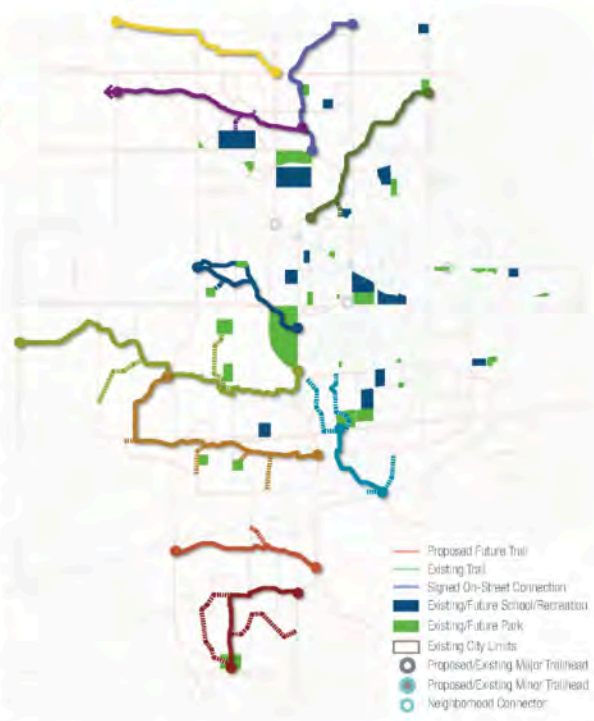
Parks Director

NETWORK CONCEPT DETAIL - SERVING DESTINATIONS

Each off-street trail is meant to reach existing and future destinations in Waukee. The priority destinations include schools, parks, recreation facilities, community activity centers, and other regional trails.

PRIORITY NON-SIDEPATH ROUTES IN THE NETWORK

Key	Name	Destinations Served
	North Meredith Neighborhood Trail	<ul style="list-style-type: none"> Meredith Dr side path Raccoon River Valley Trail
	North Waukee Greenway	<ul style="list-style-type: none"> Triumph Park Future parks Meredith Dr and Douglas Pike sidepath Fox Creek Park and Grant Regan Elementary via Douglas Pike
	Little Walnut Creek Trail	<ul style="list-style-type: none"> YMCA Raccoon River Valley Trail NE Alca's Rd, N Warrior Ln, and Douglas Pike side path
	Little Walnut Creek Greenway	<ul style="list-style-type: none"> Future middle school North Waukee Greenway Trail Raccoon River Valley Trail
	Civic Campus Trail	<ul style="list-style-type: none"> Civic Campus Future Parks Sugar Creek Trail North Warrior Park
	Sugar Creek Trail North	<ul style="list-style-type: none"> Future parks Civic Campus Civic Campus Trail
	Sugar Creek Loop	<ul style="list-style-type: none"> Sugar Creek Elementary School Future parks south of Ashworth Rd Sugar Creek Trail North
	Sugar Creek Trail South	<ul style="list-style-type: none"> Timberline School and Complex Timberline Campground Ashworth Rd side path West Des Moines
	Johnson Creek Trail	<ul style="list-style-type: none"> West Des Moines I-80 crossings
	Waukee South Trail	<ul style="list-style-type: none"> Raccoon River West Des Moines



90 Network Concept

2025 thru 2030

Governmental Projects - Public Safety Department
Waukee, IA

Project Name **Public Safety Building**
Project # **PUBSF 24-01**



Total Project Cost \$43,500,000
Department Public Safety Department
Category Buildings
Useful Life 40 years

Contact City Administrator
Type Improvement
Status Active

Description

Construct and Furnish new Public Safety Building.

Prior	Expenditures	2025	2026	2027	2028	2029	2030	Total
30,000,000	Construction/Maintenance	13,500,000	0	0	0	0	0	13,500,000
	Total	13,500,000	0	0	0	0	0	13,500,000

Prior	Funding Sources	2025	2026	2027	2028	2029	2030	Total
30,000,000	Capital - LOST Bond	11,365,000	0	0	0	0	0	11,365,000
	Capital - LOST - Cash on Hand	2,135,000	0	0	0	0	0	2,135,000
	Total	13,500,000	0	0	0	0	0	13,500,000

2025 thru 2030

Governmental Projects - Public Safety Department
Waukee, IA

Project Name **Refurbish Old Public Safety Building**
Project # **PUBSF 26-01**



Total Project Cost \$7,000,000
Department Public Safety Department
Category Buildings
Useful Life 25 years

Contact City Administrator
Type Improvement
Status Active

Description

Remodel and re-purpose the building located at 1300 SE L.A. Grant Parkway after completion of the new Public Safety building. Constructed in 2000, the current facility has seen minimal updates. The FY2026 budget includes funding to renovate the fire station and remodel the vacated police space to accommodate other growing departments. This strategic reuse will allow the Community Development Department to vacate leased space, resulting in long-term cost savings.

Expenditures	2025	2026	2027	2028	2029	2030	Total
Construction/Maintenance	0	7,000,000	0	0	0	0	7,000,000
Total	0	7,000,000	0	0	0	0	7,000,000

Funding Sources	2025	2026	2027	2028	2029	2030	Total
Capital - G.O. Bond Proceeds / TIF Borrowing	0	7,000,000	0	0	0	0	7,000,000
Total	0	7,000,000	0	0	0	0	7,000,000

2025 thru 2030

Governmental Projects - Road Use Funded
Waukee, IA

Project Name **Annual Pavement Overlays**
Project # **ROADFUND 1**



Total Project Cost	\$3,130,000	Contact	Public Works Director
Department	Road Use Funded	Type	Maintenance
Category	Street Construction	Status	Active
Useful Life	10 years		

Description

Annual overlays of the original seal cost streets within the Original Waukee neighborhood with asphalt.

Justification

These improvements are necessary to expand the life time of the existing pavement in the area.

Expenditures	2025	2026	2027	2028	2029	2030	Total
Construction/Maintenance	130,000	400,000	500,000	600,000	700,000	800,000	3,130,000
Total	130,000	400,000	500,000	600,000	700,000	800,000	3,130,000

Funding Sources	2025	2026	2027	2028	2029	2030	Total
Capital - Road Use Tax	130,000	400,000	500,000	600,000	700,000	800,000	3,130,000
Total	130,000	400,000	500,000	600,000	700,000	800,000	3,130,000

2025 thru 2030

Governmental Projects - Road Use Funded
Waukees, IA

Project Name **Annual Street Patching Projects**
Project # **ROADFUND 2**



Total Project Cost	\$2,550,000	Contact	Public Works Director
Department	Road Use Funded	Type	Maintenance
Category	Street Construction	Status	Active
Useful Life	10 years		

Description

Annual pavement patching of concrete and seal coat streets as determined in the street assessment program and the Public Works Department.

Justification

The City has completed a street assessment of all of the public streets which helps to determine those streets and location within the street that is in need of maintenance. The street patching program allows the City to extend the useful life of the street.

Expenditures	2025	2026	2027	2028	2029	2030	Total
Construction/Maintenance	300,000	350,000	400,000	450,000	500,000	550,000	2,550,000
Total	300,000	350,000	400,000	450,000	500,000	550,000	2,550,000

Funding Sources	2025	2026	2027	2028	2029	2030	Total
Capital - Road Use Tax	300,000	350,000	400,000	450,000	500,000	550,000	2,550,000
Total	300,000	350,000	400,000	450,000	500,000	550,000	2,550,000

2025 thru 2030

Governmental Projects - Road Use Funded
Waukeee, IA

Project Name **Annual Pavement Marking Painting**
Project # **ROADFUND 3**



Total Project Cost \$730,000
Department Road Use Funded
Category Street Construction
Useful Life 5 years

Contact Public Works Director
Type Maintenance
Status Active

Description

Annual painting of worn pavement markings and symbols through the City with durable traffic paint.

Justification

This is a necessary project in order to make sure the City's streets are easily identified and proper pedestrian crossings are marked.

Expenditures	2025	2026	2027	2028	2029	2030	Total
Construction/Maintenance	80,000	100,000	125,000	125,000	150,000	150,000	730,000
Total	80,000	100,000	125,000	125,000	150,000	150,000	730,000

Funding Sources	2025	2026	2027	2028	2029	2030	Total
Capital - Road Use Tax	80,000	100,000	125,000	125,000	150,000	150,000	730,000
Total	80,000	100,000	125,000	125,000	150,000	150,000	730,000

Governmental Projects - Roads
Waukee, IA

Project Name **University Avenue Area Improvements**
Project # **ROADS 23-01**

Total Project Cost \$78,600,000
 Department Roads
 Category Street Construction
 Useful Life 40 years

Contact Public Works Director
 Type Improvement
 Status Active

Description

Construct two lanes of a four-lane boulevard of University Avenue from S Warrior Ln to 10th St. Reconstruction 6th St from Grey Ave to Sugar Creek Golf Course Club House Entrance. Reconstruct S Warrior Ln from Park Rd/Ford Ln to University Ave.

Justification

Construction began in FY2025 on the expansion of University Avenue, a major east-west arterial through Waukee. When fully completed, University Avenue will extend from Warrior Lane to 11th Street—approximately 1.5 miles—and will significantly improve traffic circulation and support future development in western Waukee. The FY2026 budget includes the final funding required to complete phase 1 of this multi-phase project.

Expenditures	2025	2026	2027	2028	2029	2030	Total
Construction/Maintenance	13,000,000	12,000,000	39,100,000	14,500,000	0	0	78,600,000
Total	13,000,000	12,000,000	39,100,000	14,500,000	0	0	78,600,000

Funding Sources	2025	2026	2027	2028	2029	2030	Total
Unfunded	0	0	39,100,000	14,500,000	0	0	53,600,000
Capital - G.O. Bond Proceeds / TIF Borrowing	17,000,000	8,000,000	0	0	0	0	25,000,000
Total	17,000,000	8,000,000	39,100,000	14,500,000	0	0	78,600,000

Department

Roads

Contact

Public Works Director



2025 thru 2030

Governmental Projects - Roads
Waukee, IA

Project Name **Waukee Safe Routes to Schools Improvements**
Project # **ROADS 23-02**

Total Project Cost \$1,100,000
Department Roads
Category Street Construction
Useful Life 40 years

Contact Public Works Director
Type Improvement
Status Active

Description

Traffic signal and pedestrian safety improvements made at various locations citywide to improve pedestrian and bicyclist safety. The project will install Flashing Yellow Arrow (FYA) as one of the improvements. Project also includes Safe Routes to Schools enhancements.

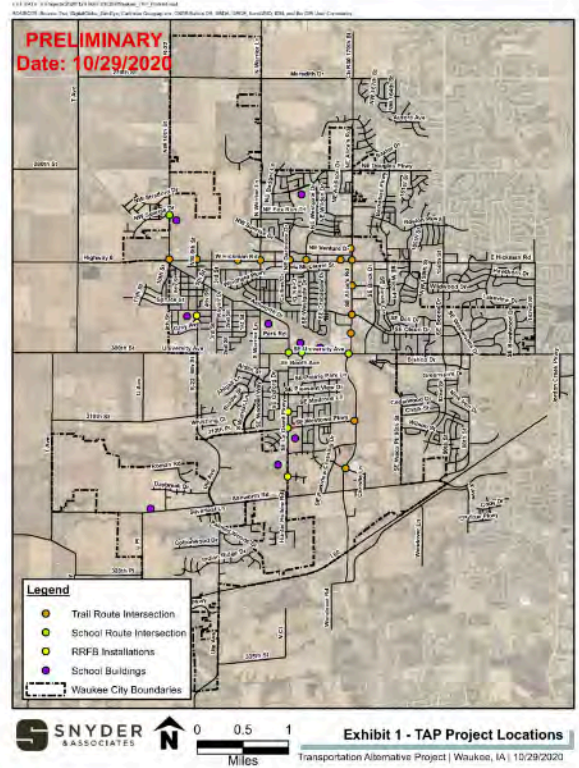
Prior	Expenditures	2025	2026	2027	2028	2029	2030	Total
520,000	Construction/Maintenance	580,000	0	0	0	0	0	580,000
	Total	580,000	0	0	0	0	0	580,000

Prior	Funding Sources	2025	2026	2027	2028	2029	2030	Total
520,000	Capital - G.O. Bond Proceeds / TIF Borrowing	580,000	0	0	0	0	0	580,000
	Total	580,000	0	0	0	0	0	580,000

Department Roads

Contact

Public Works Director



2025 thru 2030

Governmental Projects - Roads
Waukee, IA

Project Name **U Place Culvert Replacement**
Project # **ROADS 24-11**

Total Project Cost \$605,000
Department Roads
Category Street Construction
Useful Life 40 years

Contact Public Works Director
Type Improvement
Status Active

Description

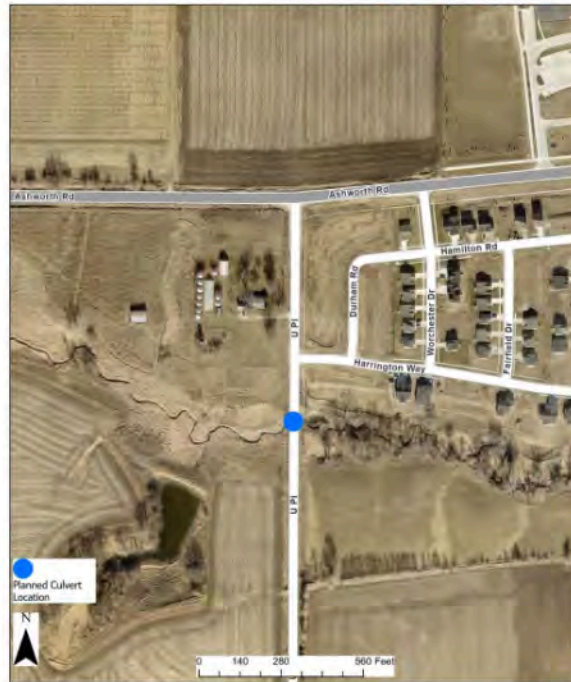
Replace culvert at U Place, south of Ashworth Road.

Prior	Expenditures	2025	2026	2027	2028	2029	2030	Total
400,000	Construction/Maintenance	205,000	0	0	0	0	0	205,000
	Total	205,000	0	0	0	0	0	205,000

Prior	Funding Sources	2025	2026	2027	2028	2029	2030	Total
400,000	Capital - G.O. Bond Proceeds / TIF Borrowing	205,000	0	0	0	0	0	205,000
	Total	205,000	0	0	0	0	0	205,000

2024 CIP Map

U Place Culvert Location



2025 thru 2030

Governmental Projects - Roads
Waukee, IA

Project Name **NW 10th Street Improvements Phase 2**
Project # **ROADS 25-02**

Total Project Cost \$15,940,000
Department Roads
Category Street Construction
Useful Life 40 years

Contact Public Works Director
Type Improvement
Status Active

Description

Reconstruct and widen NW 10th St to a four lane boulevard from W Hickman Rd to NW Sunrise Dr.

Justification

In March 2025, the City announced plans for a future civic campus south of University Avenue, adjacent to Sugar Creek Municipal Golf Course. To accommodate this growth, NW 10th Street will be extended from University Avenue to Westown Parkway, creating a critical north-south connector that will intersect with Ute Avenue.

Expenditures	2025	2026	2027	2028	2029	2030	Total
Construction/Maintenance	0	0	0	0	15,940,000	0	15,940,000
Total	0	0	0	0	15,940,000	0	15,940,000

Funding Sources	2025	2026	2027	2028	2029	2030	Total
Unfunded	0	0	0	0	15,940,000	0	15,940,000
Total	0	0	0	0	15,940,000	0	15,940,000

Department

Roads

Contact

Public Works Director



2025 thru 2030

Governmental Projects - Roads
Waukee, IA

Project Name **N Warrior Ln Little Walnut Creek Culvert**
Project # **ROADS 25-04**

Total Project Cost \$6,350,000
Department Roads
Category Street Construction
Useful Life 40 years

Contact Public Works Director
Type Improvement
Status Active

Description

Construct a RCB culvert where Little Walnut Creek crosses N Warrior Ln.

Expenditures	2025	2026	2027	2028	2029	2030	Total
Construction/Maintenance	0	100,000	0	6,250,000	0	0	6,350,000
Total	0	100,000	0	6,250,000	0	0	6,350,000

Funding Sources	2025	2026	2027	2028	2029	2030	Total
Unfunded	0	0	0	6,250,000	0	0	6,250,000
Capital - G.O. Bond Proceeds / TIF Borrowing	0	100,000	0	0	0	0	100,000
Total	0	100,000	0	6,250,000	0	0	6,350,000

2025 thru 2030

Governmental Projects - Roads
Waukee, IA

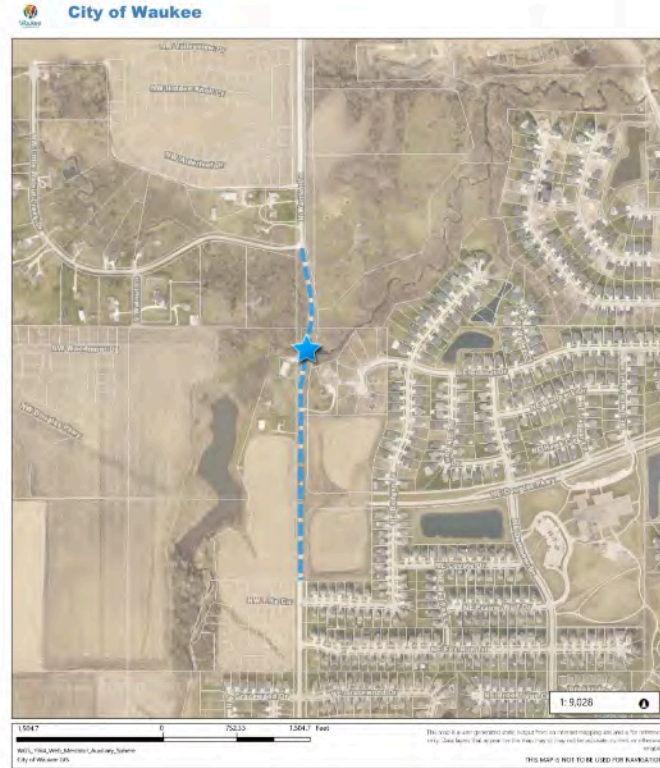
Project Name **N Warrior Ln Little Walnut Creek Culvert**
Project # **ROADS 25-04**

Department

Roads

Contact

Public Works Director



2025 thru 2030

Governmental Projects - Roads
Waukee, IA

Project Name **SE University Ave Widening**
Project # **ROADS 25-05**

Total Project Cost \$8,500,000
Department Roads
Category Street Construction
Useful Life 40 years

Contact Public Works Director
Type Improvement
Status Active

Description

Reconstruct and widen SE University Ave to a four lane boulevard from SE LA Grant Pkwy to S Warrior Ln.

Expenditures	2025	2026	2027	2028	2029	2030	Total
Construction/Maintenance	0	0	0	0	0	8,500,000	8,500,000
Total	0	0	0	0	0	8,500,000	8,500,000

Funding Sources	2025	2026	2027	2028	2029	2030	Total
Unfunded	0	0	0	0	0	8,500,000	8,500,000
Total	0	0	0	0	0	8,500,000	8,500,000

Department

Roads

Contact

Public Works Director



2025 thru 2030

Governmental Projects - Roads
Waukee, IA

Project Name **Grand Prairie Pkwy/I-80 Interchange Repayment**
Project # **ROADS 25-06**

Total Project Cost \$7,339,290
Department Roads
Category Street Construction
Useful Life 40 years

Contact Public Works Director
Type Improvement
Status Active

Description

10 years of repayment to Iowa DOT starting in FY25.

Expenditures	2025	2026	2027	2028	2029	2030	Total	Future
Construction/Maintenance	733,929	733,929	733,929	733,929	733,929	733,929	4,403,574	2,935,716
Total	733,929	733,929	733,929	733,929	733,929	733,929	4,403,574	

Funding Sources	2025	2026	2027	2028	2029	2030	Total	Future
Capital - Debt Service - IDOT payments	733,929	733,929	733,929	733,929	733,929	733,929	4,403,574	2,935,716
Total	733,929	733,929	733,929	733,929	733,929	733,929	4,403,574	

2025 thru 2030

Governmental Projects - Roads
Waukee, IA

Project Name **Grand Prairie Pkwy/I-80 Interchange Repayment**
Project # **ROADS 25-06**

Department

Roads

Contact

Public Works Director

2024 CIP Map

Grand Prairie Pkwy/ I-80 Interchange Repayment



2025 thru 2030

Governmental Projects - Roads
Waukee, IA

Project Name **11th and 17th Street Culverts**
Project # **ROADS 25-08**

Total Project Cost \$1,155,000
Department Roads
Category Street Construction
Useful Life 40 years

Contact Public Works Director
Type Improvement
Status Active

Description

Construct 11th St and 17th St culvert crossings.

Expenditures

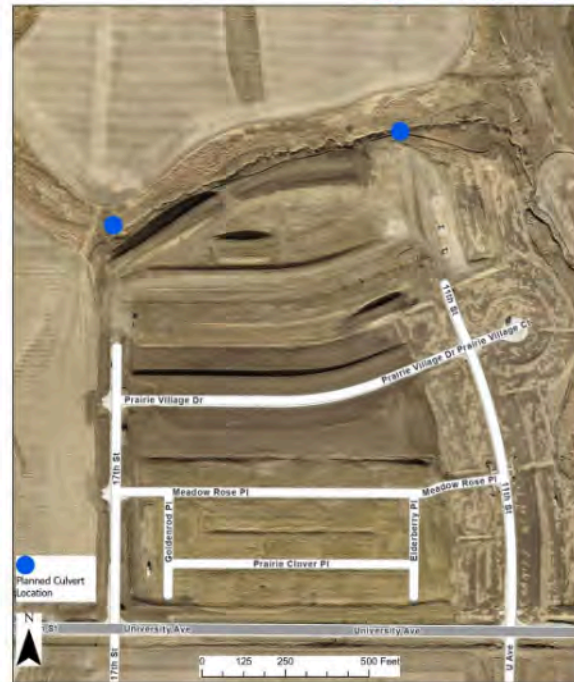
	2025	2026	2027	2028	2029	2030	Total
Construction/Maintenance	1,155,000	0	0	0	0	0	1,155,000
Total	1,155,000	0	0	0	0	0	1,155,000

Funding Sources

	2025	2026	2027	2028	2029	2030	Total
Capital - G.O. Bond Proceeds / TIF Borrowing	1,155,000	0	0	0	0	0	1,155,000
Total	1,155,000	0	0	0	0	0	1,155,000

2024 CIP Map

17th St and 11th St Culverts Locations



2025 thru 2030

Governmental Projects - Roads
Waukee, IA

Project Name **SE LA Grant Pkwy/SE Esker Ridge Dr Traffic Signal**
Project # **ROADS 26-03**

Total Project Cost \$300,000
Department Roads
Category Street Construction
Useful Life 40 years

Contact Public Works Director
Type Improvement
Status Active

Description

Construct permanent mast arm traffic signal poles at the intersection of SE LA Grant Pkwy and SE Esker Ridge Dr. These will replace the existing span wire traffic signal at the intersection.

Expenditures

	2025	2026	2027	2028	2029	2030	Total
Construction/Maintenance	0	300,000	0	0	0	0	300,000
Total	0	300,000	0	0	0	0	300,000

Funding Sources

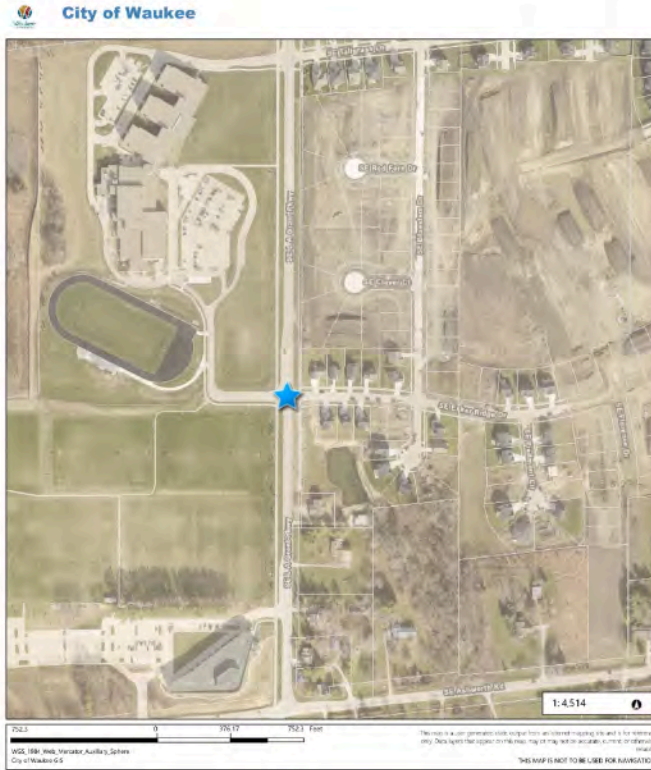
	2025	2026	2027	2028	2029	2030	Total
Capital - G.O. Bond Proceeds / TIF Borrowing	0	300,000	0	0	0	0	300,000
Total	0	300,000	0	0	0	0	300,000

Department

Roads

Contact

Public Works Director



2025 thru 2030

Governmental Projects - Roads
Waukee, IA

Project Name **Corene Acres Improvements Phase 1**
Project # **ROADS 26-04**

Total Project Cost \$3,815,000
Department Roads
Category Street Construction
Useful Life 40 years

Contact Public Works Director
Type Improvement
Status Active

Description

Reconstruct Bel Aire Dr from 3rd St to S Warrior Ln. This includes water main and sanitary sewer main improvements.

Expenditures	2025	2026	2027	2028	2029	2030	Total
Construction/Maintenance	0	0	3,815,000	0	0	0	3,815,000
Total	0	0	3,815,000	0	0	0	3,815,000

Funding Sources	2025	2026	2027	2028	2029	2030	Total
Unfunded	0	0	3,815,000	0	0	0	3,815,000
Total	0	0	3,815,000	0	0	0	3,815,000

Department Roads

Contact

Public Works Director



City of Waukee



2025 thru 2030

Governmental Projects - Roads
Waukee, IA

Project Name **Downtown Street Improvements**
Project # **ROADS 26-05**

Total Project Cost \$2,000,000
Department Roads
Category Street Construction
Useful Life 40 years

Contact Public Works Director
Type Improvement
Status Active

Description

Create Walnut Street flex space between 6th Street and Ashworth Drive. Additional on street parking stalls near downtown, and pave alley (Ashworth Dr. to Locust St.)

Expenditures	2025	2026	2027	2028	2029	2030	Total
Construction/Maintenance	0	2,000,000	0	0	0	0	2,000,000
Total	0	2,000,000	0	0	0	0	2,000,000

Funding Sources	2025	2026	2027	2028	2029	2030	Total
Capital - G.O. Bond Proceeds / TIF Borrowing	0	2,000,000	0	0	0	0	2,000,000
Total	0	2,000,000	0	0	0	0	2,000,000

2025 thru 2030

Governmental Projects - Roads
Waukee, IA

Project Name **Downtown Street Improvements**
Project # **ROADS 26-05**

Department Roads

Contact

Public Works Director

2024 CIP Map

Downtown Street Improvements Walnut to Ashworth



2025 thru 2030

Governmental Projects - Roads
Waukee, IA

Project Name **10th Street Extension**
Project # **ROADS 26-06**

Total Project Cost \$23,800,000
Department Roads
Category Street Construction
Useful Life 40 years

Contact Public Works Director
Type Improvement
Status Active

Description

University Ave to R-22/ Westown Pkwy.

Expenditures	2025	2026	2027	2028	2029	2030	Total
Construction/Maintenance	0	23,800,000	0	0	0	0	23,800,000
Total	0	23,800,000	0	0	0	0	23,800,000

Funding Sources	2025	2026	2027	2028	2029	2030	Total
Capital - G.O. Bond Proceeds / TIF Borrowing	0	23,800,000	0	0	0	0	23,800,000
Total	0	23,800,000	0	0	0	0	23,800,000

2025 thru 2030

Governmental Projects - Roads
Waukee, IA

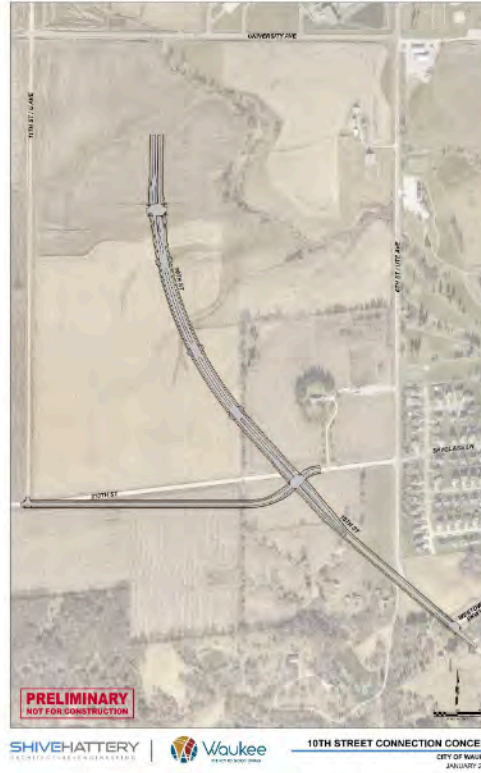
Project Name **10th Street Extension**
Project # **ROADS 26-06**

Department

Roads

Contact

Public Works Director



2025 thru 2030

Governmental Projects - Roads
Waukee, IA

Project Name **SE Waco PI Widening**
Project # **ROADS 26-07**

Total Project Cost \$400,000
Department Roads
Category Street Construction
Useful Life 40 years

Contact Public Works Director
Type Improvement
Status Active

Description

UP Railroad Crossing south 200 feet.

Expenditures

	2025	2026	2027	2028	2029	2030	Total
Construction/Maintenance	0	400,000	0	0	0	0	400,000
Total	0	400,000	0	0	0	0	400,000

Funding Sources

	2025	2026	2027	2028	2029	2030	Total
Capital - G.O. Bond Proceeds / TIF Borrowing	0	400,000	0	0	0	0	400,000
Total	0	400,000	0	0	0	0	400,000

2025 thru 2030

Governmental Projects - Roads
Waukee, IA

Project Name **SE Waco PI Widening**
Project # **ROADS 26-07**

Department

Roads

Contact

Public Works Director



Governmental Projects - Roads
Waukee, IA

Project Name **NE Alice's Road Widening Phases 1A & 1B**
Project # **ROADS 27-01**

Total Project Cost \$5,000,000
Department Roads
Category Street Construction
Useful Life 40 years

Contact Public Works Director
Type Improvement
Status Active

Description

Reconstruct and widen the intersection of NE Alice's Rd and NE Douglas Pkwy. This includes replacing the existing span wire traffic signal with a permanent mast arm traffic signal. The costs of the project will be split 50/50 with the City of Clive.

Phase 1A will span from NE Horizon Drive to NE Dellwood Drive. The bid was awarded in 2024 for \$4,294,120.31.

Phase 1B will span from NE Dellwood Drive to Douglas Parkway. This part of the project is projected to bid for \$3,547,000.00.

Justification

Over the past decade, the City has invested significantly in the Alice's Road corridor to accommodate community growth and attract commercial development. The final portion within city limits—between Horizon Drive and Douglas Parkway—will see continued work in FY2026, with funding allocated for the widening between Horizon Drive and Dellwood Drive. Remaining Segments are scheduled for FY2027 and FY2028.

Expenditures	2025	2026	2027	2028	2029	2030	Total
Construction/Maintenance	0	3,000,000	2,000,000	0	0	0	5,000,000
Total	0	3,000,000	2,000,000	0	0	0	5,000,000

Funding Sources	2025	2026	2027	2028	2029	2030	Total
Capital - G.O. Bond Proceeds / TIF Borrowing	0	3,000,000	0	0	0	0	3,000,000
Unfunded	0	0	2,000,000	0	0	0	2,000,000
Total	0	3,000,000	2,000,000	0	0	0	5,000,000

2025 thru 2030

Governmental Projects - Roads
Waukee, IA

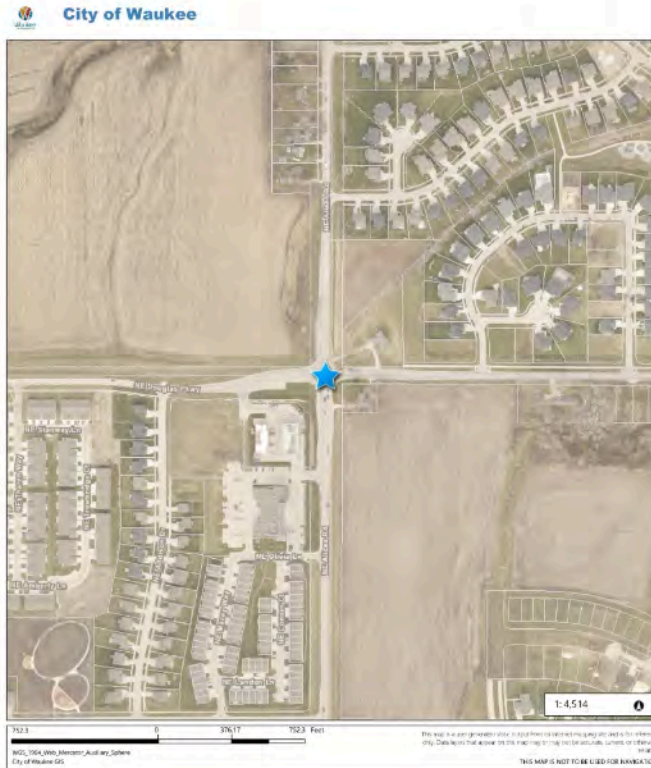
Project Name **NE Alice's Road Widening Phases 1A & 1B**
Project # **ROADS 27-01**

Department

Roads

Contact

Public Works Director



2025 thru 2030

Governmental Projects - Roads
Waukee, IA

Project Name **SE Ashworth Rd Widening Phase 2**
Project # **ROADS 27-02**

Total Project Cost \$13,350,000
Department Roads
Category Street Construction
Useful Life 40 years

Contact Public Works Director
Type Improvement
Status Active

Description

Reconstruct and widen SE Ashworth Rd from SE Glacier Tr to SE Waco Pl.

Expenditures	2025	2026	2027	2028	2029	2030	Total
Construction/Maintenance	0	0	0	13,350,000	0	0	13,350,000
Total	0	0	0	13,350,000	0	0	13,350,000

Funding Sources	2025	2026	2027	2028	2029	2030	Total
Unfunded	0	0	0	13,350,000	0	0	13,350,000
Total	0	0	0	13,350,000	0	0	13,350,000

Department

Roads

Contact

Public Works Director



City of Waukee



2025 thru 2030

Governmental Projects - Roads
Waukee, IA

Project Name **Corene Acres Improvements Phase 2**
Project # **ROADS 27-03**

Total Project Cost \$4,900,000
Department Roads
Category Street Construction
Useful Life 40 years

Contact Public Works Director
Type Improvement
Status Active

Description

Reconstruct Waukee Ave from 3rd St to 1st St. This includes water main and sanitary sewer main improvements.

Expenditures	2025	2026	2027	2028	2029	2030	Total
Construction/Maintenance	0	0	0	4,900,000	0	0	4,900,000
Total	0	0	0	4,900,000	0	0	4,900,000

Funding Sources	2025	2026	2027	2028	2029	2030	Total
Unfunded	0	0	0	4,900,000	0	0	4,900,000
Total	0	0	0	4,900,000	0	0	4,900,000

Department Roads

Contact

Public Works Director



City of Waukee



2025 thru 2030

Governmental Projects - Roads
Waukee, IA

Project Name **Warrior Ln Improvements Phase 3**
Project # **ROADS 28-01**

Total Project Cost \$4,000,000
Department Roads
Category Street Construction
Useful Life 40 years

Contact Public Works Director
Type Improvement
Status Active

Description

Reconstruct and widen S Warrior Ln from Marshall Dr to Hickman Rd.

Expenditures	2025	2026	2027	2028	2029	2030	Total
Construction/Maintenance	0	0	0	0	0	4,000,000	4,000,000
Total	0	0	0	0	0	4,000,000	4,000,000

Funding Sources	2025	2026	2027	2028	2029	2030	Total
Unfunded	0	0	0	0	0	4,000,000	4,000,000
Total	0	0	0	0	0	4,000,000	4,000,000

Department

Roads

Contact

Public Works Director



2025 thru 2030

Governmental Projects - Roads
Waukee, IA

Project Name **SE Ashworth Rd Widening Phase 3**
Project # **ROADS 28-02**

Total Project Cost \$13,275,000
Department Roads
Category Street Construction
Useful Life 40 years

Contact Public Works Director
Type Improvement
Status Active

Description

Reconstruct and widen SE Ashworth Rd from SE Parkview Crossing Dr to SE LA Grant Pkwy.

Expenditures	2025	2026	2027	2028	2029	2030	Total
Construction/Maintenance	0	0	0	0	13,275,000	0	13,275,000
Total	0	0	0	0	13,275,000	0	13,275,000

Funding Sources	2025	2026	2027	2028	2029	2030	Total
Unfunded	0	0	0	0	13,275,000	0	13,275,000
Total	0	0	0	0	13,275,000	0	13,275,000

Department

Roads

Contact

Public Works Director



City of Waukee



2025 thru 2030

Governmental Projects - Roads
Waukee, IA

Project Name **Corene Acres Improvements Phase 3**
Project # **ROADS 28-03**

Total Project Cost \$3,460,000
Department Roads
Category Street Construction
Useful Life 40 years

Contact Public Works Director
Type Improvement
Status Active

Description

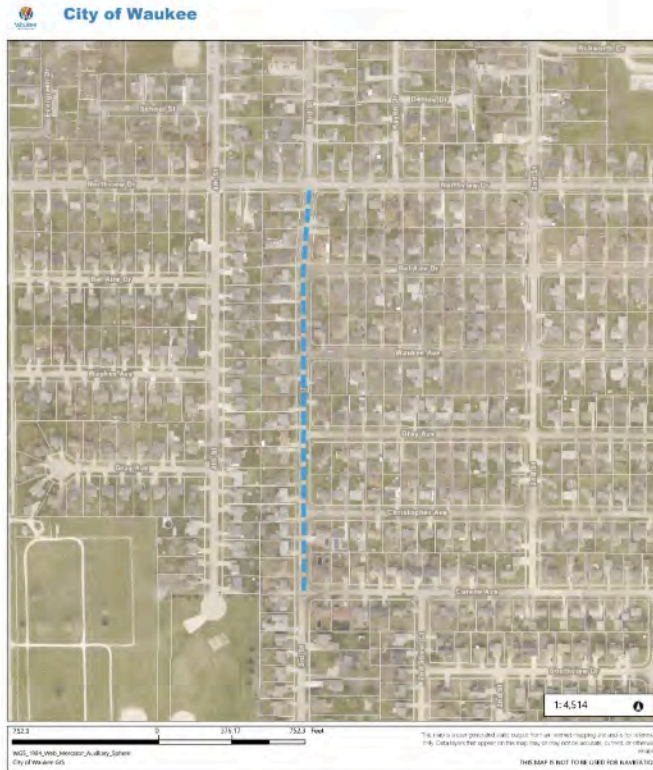
Reconstruct 3rd St from Northview Dr to Corene Ave. This includes water main improvements.

Expenditures	2025	2026	2027	2028	2029	2030	Total
Construction/Maintenance	0	0	0	0	3,460,000	0	3,460,000
Total	0	0	0	0	3,460,000	0	3,460,000

Funding Sources	2025	2026	2027	2028	2029	2030	Total
Unfunded	0	0	0	0	3,460,000	0	3,460,000
Total	0	0	0	0	3,460,000	0	3,460,000

Department Roads

Contact Public Works Director



2025 thru 2030

Governmental Projects - Roads
Waukee, IA

Project Name **NE Alice's Rd & Douglas Pkwy Intersection Imp.**
Project # **ROADS 28-04**

Total Project Cost \$1,500,000
Department Roads
Category Street Construction
Useful Life 40 years

Contact Public Works Director
Type Improvement
Status Active

Description

Intersection of NE Alice's Rd and NE Douglas Pkwy

Expenditures	2025	2026	2027	2028	2029	2030	Total
Construction/Maintenance	0	0	0	1,500,000	0	0	1,500,000
Total	0	0	0	1,500,000	0	0	1,500,000

Funding Sources	2025	2026	2027	2028	2029	2030	Total
Unfunded	0	0	0	1,500,000	0	0	1,500,000
Total	0	0	0	1,500,000	0	0	1,500,000

2025 thru 2030

Governmental Projects - Roads
Waukee, IA

Project Name **I-80/Ute Ave Interchange Ramps Signalization**
Project # **ROADS 30-01**

Total Project Cost \$2,400,000
Department Roads
Category Street Construction
Useful Life 40 years

Contact Public Works Director
Type Improvement
Status Active

Description

I-80 EB and WB Exit/Entrance Ramps to Ute Ave.

Expenditures	2025	2026	2027	2028	2029	2030	Total
Construction/Maintenance	0	0	0	0	0	2,400,000	2,400,000
Total	0	0	0	0	0	2,400,000	2,400,000

Funding Sources	2025	2026	2027	2028	2029	2030	Total
Unfunded	0	0	0	0	0	2,400,000	2,400,000
Total	0	0	0	0	0	2,400,000	2,400,000

2025 thru 2030

Governmental Projects - Roads
Waukee, IA

Project Name **I-80/Ute Ave Interchange Ramps Signalization**
Project # **ROADS 30-01**

Department

Roads

Contact

Public Works Director



2025 thru 2030

Governmental Projects - Roads
Waukee, IA

Project Name **Corene Acres Improvements Phase 4**
Project # **ROADS 30-02**

Total Project Cost \$2,000,000
Department Roads
Category Street Construction
Useful Life 40 years

Contact Public Works Director
Type Improvement
Status Active

Description

3rd St from Northview Dr to Ashworth Dr.

Expenditures	2025	2026	2027	2028	2029	2030	Total
Construction/Maintenance	0	0	0	0	0	2,000,000	2,000,000
Total	0	0	0	0	0	2,000,000	2,000,000

Funding Sources	2025	2026	2027	2028	2029	2030	Total
Unfunded	0	0	0	0	0	2,000,000	2,000,000
Total	0	0	0	0	0	2,000,000	2,000,000

2025 thru 2030

Governmental Projects - Roads
Waukee, IA

Project Name **Corene Acres Improvements Phase 4**
Project # **ROADS 30-02**

Department

Roads

Contact

Public Works Director



2025 thru 2030

Governmental Projects - Roads
Waukee, IA

Project Name **Annual Developer Lane Additions**
Project # **ROADS ANN-01**



Total Project Cost \$2,100,000
Department Roads
Category Street Construction
Useful Life 40 years

Contact Public Works Director
Type Improvement
Status Active

Description

Annual Miscellaneous agreements to complete additional lanes over and above developer responsibilities.

Justification

As development occurs, those creating that development are responsible for certain street impacts that are generated by that development. In some cases however, the City will request additional improvements above and beyond what the developer is required to do such as additional turning lanes or pavement width. This funding is utilized to reimburse developers for costs above and beyond what they are obligated to provide.


Expenditures	2025	2026	2027	2028	2029	2030	Total
Construction/Maintenance	350,000	350,000	350,000	350,000	350,000	350,000	2,100,000
Total	350,000	350,000	350,000	350,000	350,000	350,000	2,100,000

Funding Sources	2025	2026	2027	2028	2029	2030	Total
Capital - G.O. Bond Proceeds / TIF Borrowing	350,000	350,000	350,000	350,000	350,000	350,000	2,100,000
Total	350,000	350,000	350,000	350,000	350,000	350,000	2,100,000

2025 thru 2030

Governmental Projects - Roads
Waukee, IA

Project Name **Annual Kettlestone Street Light Reimb & Replacmnt**
Project # **ROADS ANN-02**



Total Project Cost	\$900,000	Contact	Public Works Director
Department	Roads	Type	Equipment
Category	Lighting	Status	Active
Useful Life	40 years		

Description

Annual Reimbursement cost to developers for additional costs for the Kimm street lighting fixtures within certain parts of the Kettlestone Development.

Justification

Per the Kettlestone Design Guidelines, specific street lights are required on certain streets which are more costly than the standard poles provided by Mid American Energy. This funding source is to reimburse the adjacent developer for the additional cost above the standard pole cost.

Expenditures	2025	2026	2027	2028	2029	2030	Total
Construction/Maintenance	150,000	150,000	150,000	150,000	150,000	150,000	900,000
Total	150,000	150,000	150,000	150,000	150,000	150,000	900,000

Funding Sources	2025	2026	2027	2028	2029	2030	Total
Capital - G.O. Bond Proceeds / TIF Borrowing	150,000	150,000	150,000	150,000	150,000	150,000	900,000
Total	150,000	150,000	150,000	150,000	150,000	150,000	900,000

2025 thru 2030

Governmental Projects - Roads
Waukee, IA

Project Name **ADA Transition Plan Improvements**
Project # **ROADS ANN-03**

Total Project Cost \$600,000
Department Roads
Category Sidewalk Construction
Useful Life 40 years

Contact Public Works Director
Type Improvement
Status Active

Description

Annual sidewalk and sidewalk ramp improvements as identified in the City's ADA transition plan.

Expenditures	2025	2026	2027	2028	2029	2030	Total
Construction/Maintenance	100,000	100,000	100,000	100,000	100,000	100,000	600,000
Total	100,000	100,000	100,000	100,000	100,000	100,000	600,000

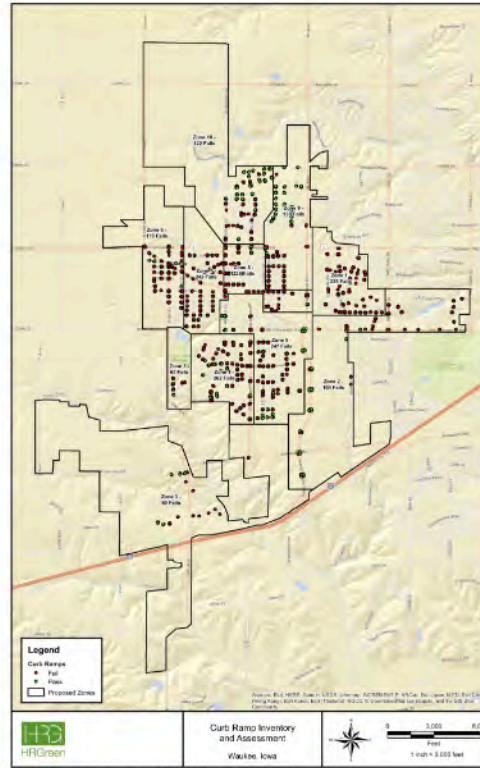
Funding Sources	2025	2026	2027	2028	2029	2030	Total
Capital - G.O. Bond Proceeds / TIF Borrowing	100,000	100,000	100,000	100,000	100,000	100,000	600,000
Total	100,000	100,000	100,000	100,000	100,000	100,000	600,000

Department

Roads

Contact

Public Works Director



2025 thru 2030

Governmental Projects - Roads
Waukee, IA

Project Name **Annual Corridor Enhancements**
Project # **ROADS ANN-04**



Total Project Cost \$1,950,000
Department Roads
Category Key Intersection Improvements
Useful Life 10 years

Contact Public Works Director
Type Improvement
Status Active

Description

Phase IV of entrance sign design and construction at Douglas / Hickman / University.

Justification

As development continues, traffic will continue to grow on Warrior Lane making it necessary to widen to accommodate the increased traffic levels.

Expenditures	2025	2026	2027	2028	2029	2030	Total
Construction/Maintenance	150,000	500,000	500,000	500,000	150,000	150,000	1,950,000
Total	150,000	500,000	500,000	500,000	150,000	150,000	1,950,000

Funding Sources	2025	2026	2027	2028	2029	2030	Total
Capital - G.O. Bond Proceeds / TIF Borrowing	150,000	500,000	500,000	500,000	150,000	150,000	1,950,000
Total	150,000	500,000	500,000	500,000	150,000	150,000	1,950,000

2025 thru 2030

Enterprise Projects - Gas Department
Waukee, IA

Project Name **10-inch Gas Main Project - 2024**
Project # **GAS 25-02**

Total Project Cost \$650,000
Department Gas Department
Category Gas System Improvements
Useful Life 40 years

Contact Public Works Director
Type Improvement
Status Active

Description

Construct 2 miles of 10" HDPE main along T Ave from W Hickman Rd to 310th St.

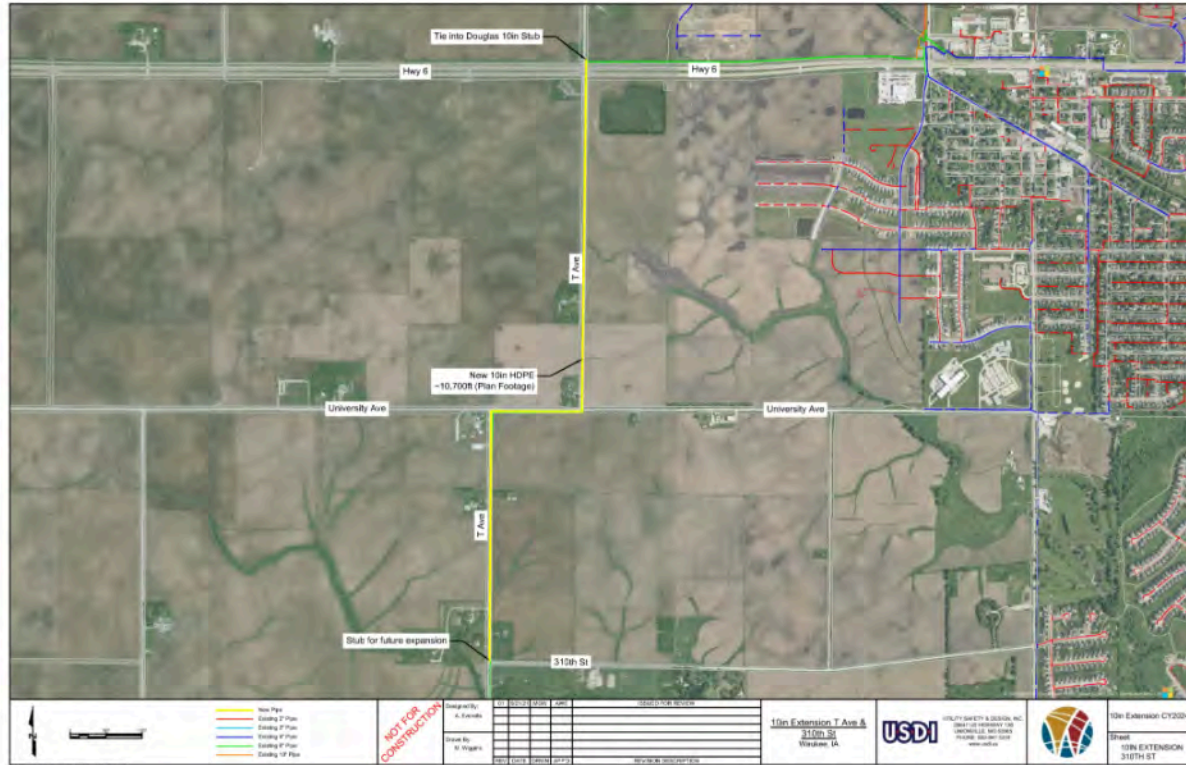
Expenditures	2025	2026	2027	2028	2029	2030	Total
Construction/Maintenance	0	0	650,000	0	0	0	650,000
Total	0	0	650,000	0	0	0	650,000

Funding Sources	2025	2026	2027	2028	2029	2030	Total
Enterprise - Gas Operating Budget	0	0	650,000	0	0	0	650,000
Total	0	0	650,000	0	0	0	650,000

Department Gas Department

Contact

Public Works Director



2025 thru 2030

Enterprise Projects - Gas Department
Waukee, IA

Project Name **DRS 12 Modification Project**
Project # **GAS 25-05**

Total Project Cost \$115,000
Department Gas Department
Category Gas System Improvements
Useful Life 40 years

Contact Public Works Director
Type Improvement
Status Active

Description

Install check valve and ASV at DRS 12 on the NW corner of W Hickman Rd & NW 10th St.

Expenditures	2025	2026	2027	2028	2029	2030	Total
Construction/Maintenance	0	115,000	0	0	0	0	115,000
Total	0	115,000	0	0	0	0	115,000

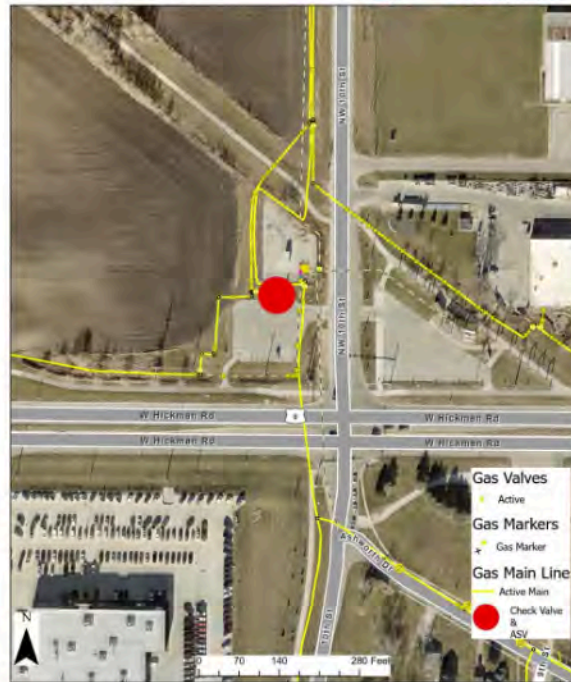
Funding Sources	2025	2026	2027	2028	2029	2030	Total
Enterprise - Gas Operating Budget	0	115,000	0	0	0	0	115,000
Total	0	115,000	0	0	0	0	115,000

Department Gas Department

Contact

Public Works Director

2024 CIP Map
DRS 12 Modification Project



2025 thru 2030

Enterprise Projects - Gas Department
Waukee, IA

Project Name **8-inch Gas Main Project**
Project # **GAS 26-03**

Total Project Cost \$235,000
Department Gas Department
Category Gas System Improvements
Useful Life 40 years

Contact Public Works Director
Type Improvement
Status Active

Description

Construct 4,600 LF of 8" PE along T Ave from University Ave south to 310th Street.

Expenditures	2025	2026	2027	2028	2029	2030	Total
Construction/Maintenance	0	235,000	0	0	0	0	235,000
Total	0	235,000	0	0	0	0	235,000

Funding Sources	2025	2026	2027	2028	2029	2030	Total
Enterprise - Gas Operating Budget	0	235,000	0	0	0	0	235,000
Total	0	235,000	0	0	0	0	235,000

Department Gas Department

Contact

Public Works Director

2024 CIP Map
8" Gas Main Project



2025 thru 2030

Enterprise Projects - Gas Department
Waukee, IA

Project Name **8-inch Sectionalizing Valve**
Project # **GAS 28-01**

Total Project Cost \$550,000
Department Gas Department
Category Gas System Improvements
Useful Life 40 years

Contact Public Works Director
Type Improvement
Status Active

Description

Install new sectionalizing valve on 8" transmission main.

Expenditures	2025	2026	2027	2028	2029	2030	Total
Construction/Maintenance	0	0	0	550,000	0	0	550,000
Total	0	0	0	550,000	0	0	550,000

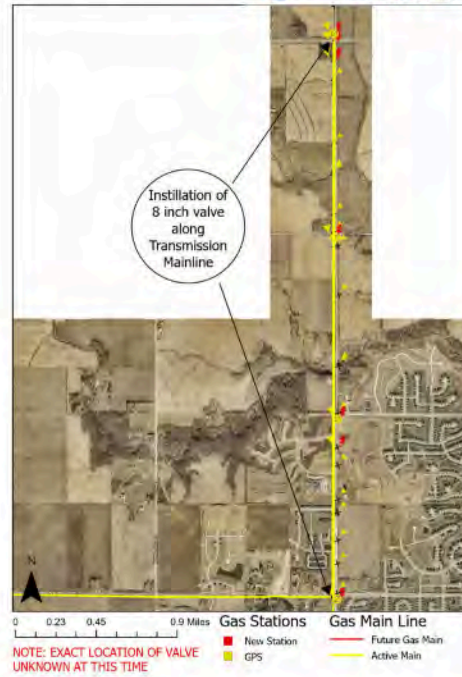
Funding Sources	2025	2026	2027	2028	2029	2030	Total
Enterprise - Gas Operating Budget	0	0	0	550,000	0	0	550,000
Total	0	0	0	550,000	0	0	550,000

Department Gas Department

Contact

Public Works Director

City of Waukee



2025 thru 2030

Enterprise Projects - Gas Department
Waukee, IA

Project Name **DRS #11 Installation Project**
Project # **GAS 29-01**

Total Project Cost \$275,000
Department Gas Department
Category Gas System Improvements
Useful Life 40 years

Contact Public Works Director
Type Improvement
Status Active

Description

Construct DRS #11 near the intersection of N Warrior Ln and NW Meredith Dr; connect to 4" main along N Warrior Ln.

Expenditures	2025	2026	2027	2028	2029	2030	Total
Construction/Maintenance	0	0	0	0	275,000	0	275,000
Total	0	0	0	0	275,000	0	275,000

Funding Sources	2025	2026	2027	2028	2029	2030	Total
Enterprise - Gas Operating Budget	0	0	0	0	275,000	0	275,000
Total	0	0	0	0	275,000	0	275,000

2025 thru 2030

Enterprise Projects - Gas Department
Waukee, IA

Project Name **Gas Main and Service Rehabilitation**
Project # **GAS ANN-01**



Total Project Cost \$480,000
Department Gas Department
Category Gas System Improvements
Useful Life 25 years

Contact Public Works Director
Type Maintenance
Status Active

Description

Replacement of steel gas mains with plastic gas mains due to corrosion issues and end of service life.

Justification

The project is necessary to provide efficient gas service to the citizens of Waukee.

Expenditures	2025	2026	2027	2028	2029	2030	Total
Construction/Maintenance	80,000	80,000	80,000	80,000	80,000	80,000	480,000
Total	80,000	80,000	80,000	80,000	80,000	80,000	480,000

Funding Sources	2025	2026	2027	2028	2029	2030	Total
Enterprise - Gas Operating Budget	80,000	80,000	80,000	80,000	80,000	80,000	480,000
Total	80,000	80,000	80,000	80,000	80,000	80,000	480,000

2025 thru 2030

Enterprise Projects - Gas Department
Waukee, IA

Project Name **Gas Main/Service Line Installation**
Project # **GAS ANN-02**



Total Project Cost \$3,000,000
Department Gas Department
Category Gas System Improvements
Useful Life 40 years

Contact Public Works Director
Type Improvement
Status Active

Description

Extension of new gas mains and service lines to and throughout new developments to accommodate new utility customers.

Expenditures	2025	2026	2027	2028	2029	2030	Total
Construction/Maintenance	500,000	500,000	500,000	500,000	500,000	500,000	3,000,000
Total	500,000	500,000	500,000	500,000	500,000	500,000	3,000,000

Funding Sources	2025	2026	2027	2028	2029	2030	Total
Enterprise - Gas Operating Budget	500,000	500,000	500,000	500,000	500,000	500,000	3,000,000
Total	500,000	500,000	500,000	500,000	500,000	500,000	3,000,000

2025 thru 2030

Enterprise Projects - Gas Department
Waukee, IA

Project Name **Annual 6-inch/4-inch Gas Main Installation**
Project # **GAS ANN-03**



Total Project Cost \$1,970,000
Department Gas Department
Category Gas System Improvements
Useful Life 20 years

Contact Public Works Director
Type Maintenance
Status Active

Description

Construction of 3,000 feet of 6" and 3,000 feet of 4" on major and/or minor arterial and/or collector streets.

Expenditures	2025	2026	2027	2028	2029	2030	Total
Construction/Maintenance	280,000	292,000	303,000	315,000	363,000	417,000	1,970,000
Total	280,000	292,000	303,000	315,000	363,000	417,000	1,970,000

Funding Sources	2025	2026	2027	2028	2029	2030	Total
Enterprise - Gas Operating Budget	280,000	292,000	303,000	315,000	363,000	417,000	1,970,000
Total	280,000	292,000	303,000	315,000	363,000	417,000	1,970,000

2025 thru 2030

Enterprise Projects - Sewer Collection System

Waukee, IA

Project Name **Lift Station Number 6 Rehabilitation**

Project # **SEWER 24-02**

Total Project Cost \$759,000
Department Sewer Collection System
Category Sanitary Sewer Maintenance
Useful Life 40 years

Contact Public Works Director
Type Improvement
Status Active

Description

Control Building Replacement; Wet Well, Valve MH and meter MN pipe painting.

Expenditures	2025	2026	2027	2028	2029	2030	Total
Construction/Maintenance	759,000	0	0	0	0	0	759,000
Total	759,000	0	0	0	0	0	759,000

Funding Sources	2025	2026	2027	2028	2029	2030	Total
Enterprise - Sewer Operating Budget	759,000	0	0	0	0	0	759,000
Total	759,000	0	0	0	0	0	759,000

2025 thru 2030

Enterprise Projects - Sewer Collection System

Waukee, IA

Project Name **Lift Station Number 6 Rehabilitation**

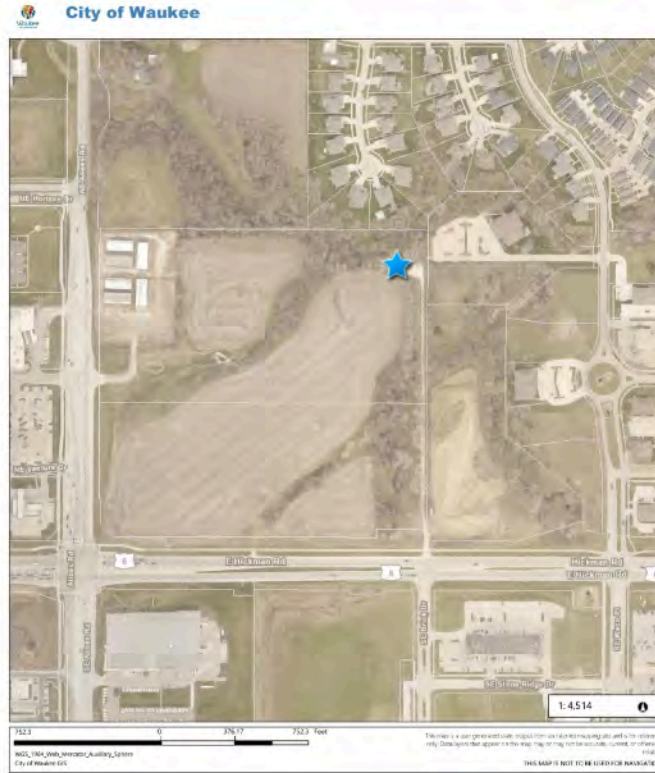
Project # **SEWER 24-02**

Department

Sewer Collection System

Contact

Public Works Director



2025 thru 2030

Enterprise Projects - Sewer Collection System

Waukeee, IA

Project Name **Bluestem Trunk Sewer Phase 2**

Project # **SEWER 25-01**

Total Project Cost \$2,010,000
Department Sewer Collection System
Category Sanitary Sewer Construction
Useful Life 40 years

Contact Public Works Director
Type Improvement
Status Active

Description

Construct a 12-inch diameter sanitary sewer main from the Timberline Campground entrance to Lift Station No. 14. This includes decommissioning LS No. 14.

Prior	Expenditures	2025	2026	2027	2028	2029	2030	Total
1,810,000	Construction/Maintenance	200,000	0	0	0	0	0	200,000
	Total	200,000	0	0	0	0	0	200,000

Prior	Funding Sources	2025	2026	2027	2028	2029	2030	Total
1,810,000	Enterprise - Sewer Operating Budget	200,000	0	0	0	0	0	200,000
	Total	200,000	0	0	0	0	0	200,000

2025 thru 2030

Enterprise Projects - Sewer Collection System

Waukee, IA

Project Name **Bluestem Trunk Sewer Phase 2**

Project # **SEWER 25-01**

Department

Sewer Collection System

Contact

Public Works Director



City of Waukee



2025 thru 2030

Enterprise Projects - Sewer Collection System

Waukee, IA

Project Name **Lift Station No. 4 Rehabilitation**

Project # **SEWER 25-03**

Total Project Cost \$678,500
Department Sewer Collection System
Category Sanitary Sewer Maintenance
Useful Life 40 years

Contact Public Works Director
Type Improvement
Status Active

Description

Replace control building, repair and paint wet well piping, and repair valve manhole and internal piping. LS No. 4 is located on the west side of NW 142nd St, north of SE Timberline Dr.

Expenditures	2025	2026	2027	2028	2029	2030	Total
Construction/Maintenance	678,500	0	0	0	0	0	678,500
Total	678,500	0	0	0	0	0	678,500

Funding Sources	2025	2026	2027	2028	2029	2030	Total
Enterprise - Sewer Operating Budget	678,500	0	0	0	0	0	678,500
Total	678,500	0	0	0	0	0	678,500

2025 thru 2030

Enterprise Projects - Sewer Collection System

Waukee, IA

Project Name **Lift Station No. 4 Rehabilitation**

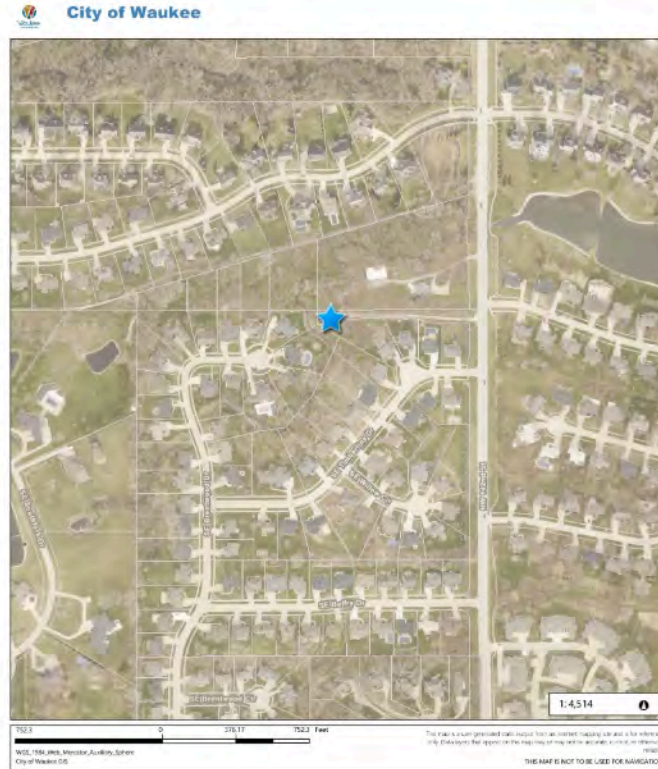
Project # **SEWER 25-03**

Department

Sewer Collection System

Contact

Public Works Director



2025 thru 2030

Enterprise Projects - Sewer Collection System

Waukee, IA

Project Name **West Area Trunk Sewer Phase 3**

Project # **SEWER 25-04**

Total Project Cost \$2,400,000
Department Sewer Collection System
Category Sanitary Sewer Construction
Useful Life 40 years

Contact Public Works Director
Type Improvement
Status Active

Description

Construction and continuation of the 24-inch diameter from terminus of West Area Trunk Sewer Phase 2 to T Ave.

Expenditures	2025	2026	2027	2028	2029	2030	Total
Construction/Maintenance	400,000	2,000,000	0	0	0	0	2,400,000
Total	400,000	2,000,000	0	0	0	0	2,400,000

Funding Sources	2025	2026	2027	2028	2029	2030	Total
Enterprise - Sewer Operating Budget	400,000	2,000,000	0	0	0	0	2,400,000
Total	400,000	2,000,000	0	0	0	0	2,400,000

2025 thru 2030

Enterprise Projects - Sewer Collection System

Waukee, IA

Project Name **West Area Trunk Sewer Phase 3**

Project # **SEWER 25-04**

Department

Sewer Collection System

Contact

Public Works Director

City of Waukee



2025 thru 2030

Enterprise Projects - Sewer Collection System

Waukee, IA

Project Name **Corene Acres Improvements Phase 1 - Sewer**

Project # **SEWER 26-02**

Total Project Cost \$175,000
Department Sewer Collection System
Category Sanitary Sewer Construction
Useful Life 40 years

Contact Public Works Director
Type Improvement
Status Active

Description

Reconstruct Bel Aire Drive from 3rd Street to S. Warrior Lane. This includes Water Main and Sanitary Sewer Main improvements.

Expenditures	2025	2026	2027	2028	2029	2030	Total
Construction/Maintenance	0	0	175,000	0	0	0	175,000
Total	0	0	175,000	0	0	0	175,000

Funding Sources	2025	2026	2027	2028	2029	2030	Total
Enterprise - Sewer Operating Budget	0	0	175,000	0	0	0	175,000
Total	0	0	175,000	0	0	0	175,000

Department Sewer Collection System

Contact

Public Works Director



City of Waukee



2025 thru 2030

Enterprise Projects - Sewer Collection System

Waukee, IA

Project Name **Corene Acres Improvements Phase 2 - Sewer**

Project # **SEWER 27-01**

Total Project Cost \$510,000
Department Sewer Collection System
Category Sanitary Sewer Construction
Useful Life 40 years

Contact Public Works Director
Type Improvement
Status Active

Description

Reconstruct Waukee Avenue from 3rd Street to 1st Street. This includes water main and sanitary sewer improvements.

Expenditures	2025	2026	2027	2028	2029	2030	Total
Construction/Maintenance	0	0	0	510,000	0	0	510,000
Total	0	0	0	510,000	0	0	510,000

Funding Sources	2025	2026	2027	2028	2029	2030	Total
Enterprise - Sewer Operating Budget	0	0	0	510,000	0	0	510,000
Total	0	0	0	510,000	0	0	510,000

2025 thru 2030

Enterprise Projects - Sewer Collection System

Waukee, IA

Project Name **Corene Acres Improvements Phase 2 - Sewer**

Project # **SEWER 27-01**

Department

Sewer Collection System

Contact

Public Works Director



2025 thru 2030

Enterprise Projects - Sewer Collection System

Waukee, IA

Project Name **Ashworth Dr Sanitary Extension**

Project # **SEWER 27-02**

Total Project Cost \$200,000
Department Sewer Collection System
Category Sanitary Sewer Construction
Useful Life 40 years

Contact Public Works Director
Type Improvement
Status Active

Description

From 135/125 Northview Drive to 104/100 Ashworth Drive.

Expenditures	2025	2026	2027	2028	2029	2030	Total
Construction/Maintenance	0	0	200,000	0	0	0	200,000
Total	0	0	200,000	0	0	0	200,000

Funding Sources	2025	2026	2027	2028	2029	2030	Total
Enterprise - Sewer Operating Budget	0	0	200,000	0	0	0	200,000
Total	0	0	200,000	0	0	0	200,000



2025 thru 2030

Enterprise Projects - Sewer Collection System

Waukee, IA

Project Name **Little Walnut Creek Trunk Sewer Extension Phase 6**

Project # **SEWER 28-01**

Total Project Cost \$2,640,000
Department Sewer Collection System
Category Sanitary Sewer Construction
Useful Life 40 years

Contact Public Works Director
Type Improvement
Status Active

Description

Construction of the 24-inch diameter LWC trunk main from the LWC Trunk Sewer Phase 5 upstream project terminus to the intersection of NW Meredith Dr and NW T Ave.

Expenditures	2025	2026	2027	2028	2029	2030	Total
Construction/Maintenance	0	0	0	0	2,640,000	0	2,640,000
Total	0	0	0	0	2,640,000	0	2,640,000

Funding Sources	2025	2026	2027	2028	2029	2030	Total
Enterprise - Sewer Operating Budget	0	0	0	0	2,640,000	0	2,640,000
Total	0	0	0	0	2,640,000	0	2,640,000

2025 thru 2030

Enterprise Projects - Sewer Collection System

Waukee, IA

Project Name **Little Walnut Creek Trunk Sewer Extension Phase 6**

Project # **SEWER 28-01**

Department

Sewer Collection System

Contact

Public Works Director



2025 thru 2030

Enterprise Projects - Sewer Collection System

Waukee, IA

Project Name **Corene Acres Improvements Phase 3**

Project # **SEWER 29-01**

Total Project Cost \$260,000
Department Sewer Collection System
Category Sanitary Sewer Construction
Useful Life 40 years

Contact Public Works Director
Type Improvement
Status Active

Description

Hunter Hollow Subdivision: Oakwood Lane, Sugar Creek Lane, Hunter Hollow Road.

Expenditures	2025	2026	2027	2028	2029	2030	Total
Construction/Maintenance	0	0	0	0	260,000	0	260,000
Total	0	0	0	0	260,000	0	260,000

Funding Sources	2025	2026	2027	2028	2029	2030	Total
Enterprise - Sewer Operating Budget	0	0	0	0	260,000	0	260,000
Total	0	0	0	0	260,000	0	260,000

2025 thru 2030

Enterprise Projects - Sewer Collection System

Waukee, IA

Project Name **Corene Acres Improvements Phase 3**

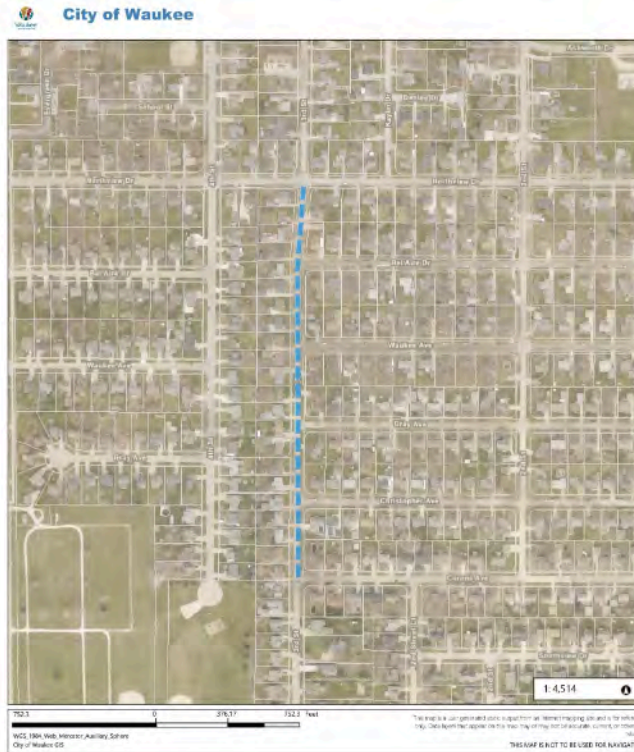
Project # **SEWER 29-01**

Department

Sewer Collection System

Contact

Public Works Director



2025 thru 2030

Enterprise Projects - Sewer Collection System

Waukee, IA

Project Name **Hunter Hollow Sanitary Sewer Extension**

Project # **SEWER 30-01**

Total Project Cost \$2,840,000
Department Sewer Collection System
Category Sanitary Sewer Construction
Useful Life 40 years

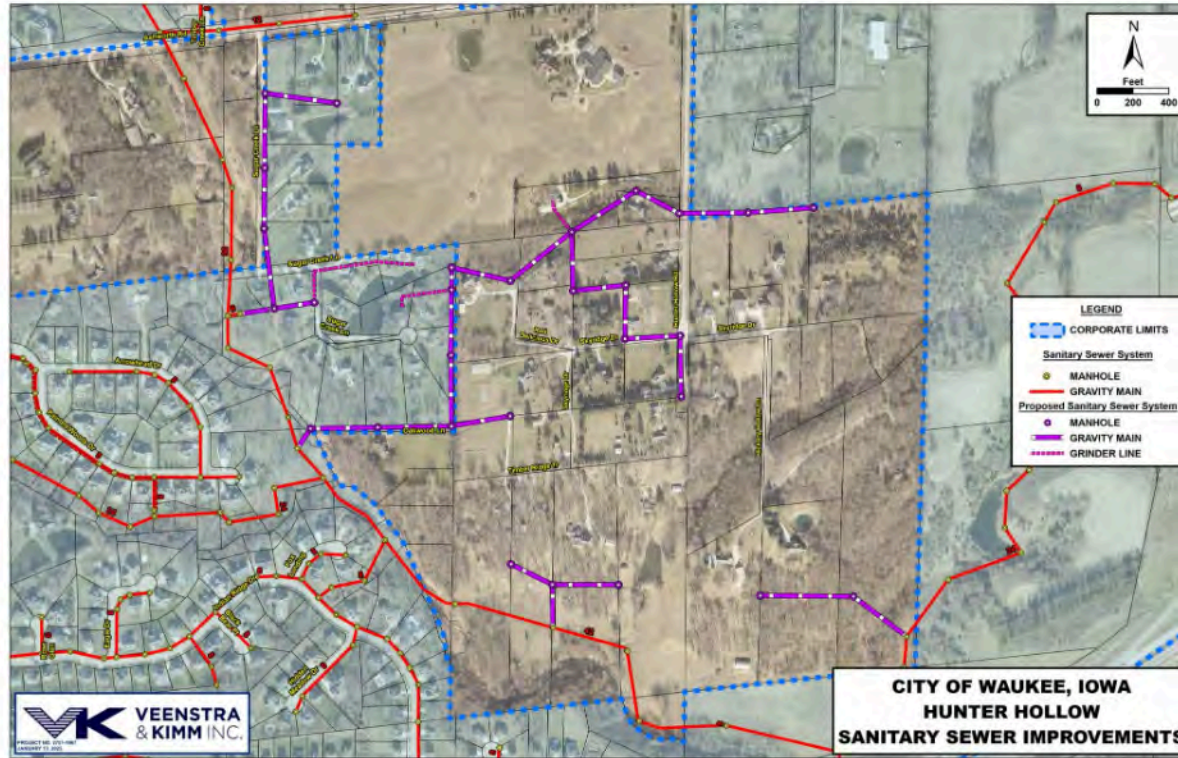
Contact Public Works Director
Type Improvement
Status Active

Description

Hunter Hollow Subdivision: Oakwood Ln, Sugar Creek Ln , Hunter Hollow Rd.

Expenditures	2025	2026	2027	2028	2029	2030	Total
Construction/Maintenance	0	0	0	0	0	2,840,000	2,840,000
Total	0	0	0	0	0	2,840,000	2,840,000

Funding Sources	2025	2026	2027	2028	2029	2030	Total
Enterprise - Sewer Operating Budget	0	0	0	0	0	2,840,000	2,840,000
Total	0	0	0	0	0	2,840,000	2,840,000



2025 thru 2030

Enterprise Projects - Sewer Collection System

Waukees, IA

Project Name **Inflow and Infiltration Project**

Project # **SEWER ANN-01**

Total Project Cost \$540,000
Department Sewer Collection System
Category Sanitary Sewer Maintenance
Useful Life 20 years

Contact Public Works Director
Type Maintenance
Status Active

Description

System improvements to eliminate inflow and infiltration of storm water/ground water into the sanitary sewer system.

Justification

The City is required to treat all sewage coming out of the sanitary sewer system. This project identifies storm water sources that are connected into the sewer system. By eliminating these connections, the cost to treat sewage is lower for the City.

Expenditures	2025	2026	2027	2028	2029	2030	Total
Construction/Maintenance	180,000	0	180,000	0	180,000	0	540,000
Total	180,000	0	180,000	0	180,000	0	540,000

Funding Sources	2025	2026	2027	2028	2029	2030	Total
Enterprise - Sewer Operating Budget	180,000	0	180,000	0	180,000	0	540,000
Total	180,000	0	180,000	0	180,000	0	540,000

Enterprise Projects - Sewer Collection System

Waukee, IA

Project Name **Inflow and Infiltration Project**

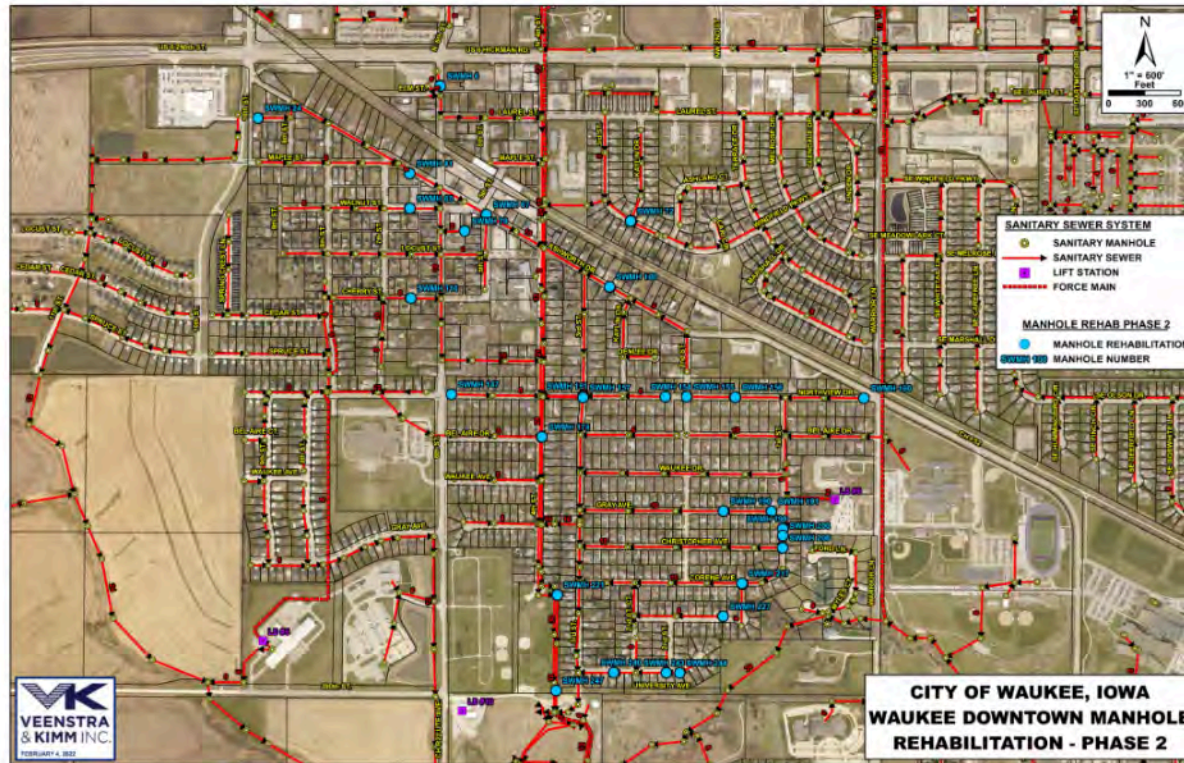
Project # **SEWER ANN-01**

Department

Sewer Collection System

Contact

Public Works Director



2025 thru 2030

Enterprise Projects - Storm Water
Waukee, IA

Project Name **Waukee Towne Center Pond**
Project # **STORM 23-01**

Total Project Cost \$2,500,000
Department Storm Water
Category Storm Water Construction
Useful Life 40 years

Contact Public Works Director
Type Improvement
Status Active

Description

Regional Detention Pond west of SE Alice's Rd, north of Heart of the Warrior Trail. The second payment in 2030 is for the completion of an amphitheater in the pond area.

Prior	Expenditures	2025	2026	2027	2028	2029	2030	Total
2,100,000	Construction/Maintenance	0	0	0	0	0	400,000	400,000
	Total	0	0	0	0	0	400,000	400,000
	Funding Sources	2025	2026	2027	2028	2029	2030	Total
	Enterprise - Storm Water Revenue Bond	2,100,000	0	0	0	0	400,000	2,500,000
	Total	2,100,000	0	0	0	0	400,000	2,500,000

2025 thru 2030

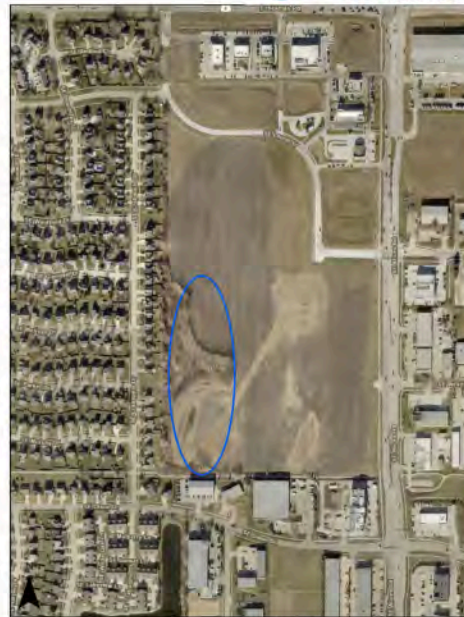
Enterprise Projects - Storm Water
Waukee, IA

Project Name **Waukee Towne Center Pond**
Project # **STORM 23-01**

Department Storm Water

Contact Public Works Director

City of Waukee



0 0.04 0.09 0.17 Miles

Waukee Towne Center Pond

○ Approximate Location

2025 thru 2030

Enterprise Projects - Storm Water
Waukee, IA

Project Name **Little Walnut Creek Regional Stormwater Wetland**
Project # **STORM 24-02**

Total Project Cost \$2,520,000
Department Storm Water
Category Storm Water Construction
Useful Life 40 years

Contact Public Works Director
Type Improvement
Status Active

Description

Construct an approximately 38 acre regional storm water wetland west of NW 10th St where Little Walnut Creek crosses NW 10th St.

Prior	Expenditures	2025	2026	2027	2028	2029	2030	Total
520,000	Construction/Maintenance	0	2,000,000	0	0	0	0	2,000,000
	Total	0	2,000,000	0	0	0	0	2,000,000

Prior	Funding Sources	2025	2026	2027	2028	2029	2030	Total
520,000	Enterprise - Storm Water Revenue Bond	0	2,000,000	0	0	0	0	2,000,000
	Total	0	2,000,000	0	0	0	0	2,000,000

Department Storm Water

Contact Public Works Director



2025 thru 2030

Enterprise Projects - Storm Water
Waukee, IA

Project Name **Sugar Creek Watershed Improvements Phase 1**
Project # **STORM 26-01**

Total Project Cost \$1,535,000
Department Storm Water
Category Storm Water Construction
Useful Life 40 years

Contact Public Works Director
Type Improvement
Status Active

Description

Stream channel improvements in Reach K of the Sugar Creek Assessment Study. Reach K is between T Ave and University Ave.

Expenditures	2025	2026	2027	2028	2029	2030	Total
Construction/Maintenance	0	0	1,535,000	0	0	0	1,535,000
Total	0	0	1,535,000	0	0	0	1,535,000

Funding Sources	2025	2026	2027	2028	2029	2030	Total
Enterprise - Storm Water Revenue Bond	0	0	1,535,000	0	0	0	1,535,000
Total	0	0	1,535,000	0	0	0	1,535,000

2025 thru 2030

Enterprise Projects - Storm Water
Waukee, IA

Project Name **Sugar Creek Watershed Improvements Phase 2**
Project # **STORM 28-01**

Total Project Cost \$4,280,000
Department Storm Water
Category Storm Water Construction
Useful Life 40 years

Contact Public Works Director
Type Improvement
Status Active

Description

Stream channel improvements in Reach E and F of the Sugar Creek Watershed Assessment study. Reachs E and F are between T Ave and Ute Ave.

Expenditures	2025	2026	2027	2028	2029	2030	Total
Construction/Maintenance	0	0	0	4,280,000	0	0	4,280,000
Total	0	0	0	4,280,000	0	0	4,280,000

Funding Sources	2025	2026	2027	2028	2029	2030	Total
Enterprise - Storm Water Revenue Bond	0	0	0	4,280,000	0	0	4,280,000
Total	0	0	0	4,280,000	0	0	4,280,000

Department Storm Water

Contact

Public Works Director



2025 thru 2030

Enterprise Projects - Storm Water
Waukee, IA

Project Name **Sugar Creek Watershed Improvements Phase 3**
Project # **STORM 29-01**

Total Project Cost \$855,000
Department Storm Water
Category Storm Water Construction
Useful Life 40 years

Contact Public Works Director
Type Improvement
Status Active

Description

Reach Q stream restoration/ Ashworth Rd to U Place.

Expenditures	2025	2026	2027	2028	2029	2030	Total
Construction/Maintenance	0	0	0	0	855,000	0	855,000
Total	0	0	0	0	855,000	0	855,000

Funding Sources	2025	2026	2027	2028	2029	2030	Total
Enterprise - Storm Water Operations	0	0	0	0	0	855,000	855,000
Total	0	0	0	0	0	855,000	855,000

2025 thru 2030

Enterprise Projects - Storm Water
Waukee, IA

Project Name **Sugar Creek Watershed Improvements Phase 3**
Project # **STORM 29-01**

Department

Storm Water

Contact

Public Works Director



2025 thru 2030

Enterprise Projects - Storm Water
Waukee, IA

Project Name **Sugar Creek Watershed Improvements Phase 4**
Project # **STORM 30-01**

Total Project Cost \$880,000
Department Storm Water
Category Storm Water Construction
Useful Life 40 years

Contact Public Works Director
Type Improvement
Status Active

Description

Reach I/L stream restoration/ 6th St to Golf Course South Property Line.

Expenditures	2025	2026	2027	2028	2029	2030	Total
Construction/Maintenance	0	0	0	0	0	880,000	880,000
Total	0	0	0	0	0	880,000	880,000

Funding Sources	2025	2026	2027	2028	2029	2030	Total	Future
								880,000

2025 thru 2030

Enterprise Projects - Storm Water
Waukee, IA

Project Name **Sugar Creek Watershed Improvements Phase 4**
Project # **STORM 30-01**

Department Storm Water

Contact

Public Works Director



2025 thru 2030

Enterprise Projects - Storm Water
Waukee, IA

Project Name **Annual Storm Sewer Improvements - System wide**
Project # **STORM ANN01**



Total Project Cost \$150,000
Department Storm Water
Category Storm Water Construction
Useful Life 40 years

Contact Public Works Director
Type Improvement
Status Active

Description

Storm water improvements at various locations around the city.

Expenditures	2025	2026	2027	2028	2029	2030	Total
Construction/Maintenance	25,000	25,000	25,000	25,000	25,000	25,000	150,000
Total	25,000	25,000	25,000	25,000	25,000	25,000	150,000

Funding Sources	2025	2026	2027	2028	2029	2030	Total
Enterprise - Storm Water Operations	25,000	25,000	25,000	25,000	25,000	25,000	150,000
Total	25,000	25,000	25,000	25,000	25,000	25,000	150,000

2025 thru 2030

Enterprise Projects - Storm Water
Waukee, IA

Project Name **Biennial Storm Sewer Improvements**
Project # **STORM BI-01**



Total Project Cost \$300,000
Department Storm Water
Category Storm Water Construction
Useful Life 40 years

Contact Public Works Director
Type Improvement
Status Active

Description

Construct or improve sump collector lines in various locations around the city to eliminate sump pump discharge lines discharging onto sidewalks or into the gutters of streets.

Expenditures	2025	2026	2027	2028	2029	2030	Total
Construction/Maintenance	100,000	0	100,000	0	100,000	0	300,000
Total	100,000	0	100,000	0	100,000	0	300,000

Funding Sources	2025	2026	2027	2028	2029	2030	Total
Enterprise - Storm Water Operations	100,000	0	100,000	0	100,000	0	300,000
Total	100,000	0	100,000	0	100,000	0	300,000

2025 thru 2030

Enterprise Projects - Water System
Waukee, IA

Project Name **Transite Water Main Replacement Phase 4**
Project # **WATER 25-01**

Total Project Cost \$1,000,000
Department Water System
Category Watermain Replacement
Useful Life 40 years

Contact Public Works Director
Type Improvement
Status Active

Description

Replace existing 4-inch water main with new 8-inch water main along Gray Ave from 3rd St to 1st St; Christopher Ave from 3rd St to 1st St; 2nd St from Gray Ave to Corene Ave.

Expenditures	2025	2026	2027	2028	2029	2030	Total
Construction/Maintenance	1,000,000	0	0	0	0	0	1,000,000
Total	1,000,000	0	0	0	0	0	1,000,000

Funding Sources	2025	2026	2027	2028	2029	2030	Total
Enterprise - Water Operating Budget	1,000,000	0	0	0	0	0	1,000,000
Total	1,000,000	0	0	0	0	0	1,000,000



752.3 0 376.17 752.3 Feet
WGS_1984_Web_Mercator_Auxiliary_Spher
City of Waukee GIS

This map is a user generated static output from an internet mapping site and is for reference only. Data layers that appear on this map may or may not be accurate, current, or otherwise reliable.
THIS MAP IS NOT TO BE USED FOR NAVIGATION

2025 thru 2030

Enterprise Projects - Water System
Waukee, IA

Project Name **CIWW Initial Start Up & Saylorville Expansion**
Project # **WATER 25-02**

Total Project Cost \$4,975,000
Department Water System
Category Water Storage Capacity
Useful Life 40 years

Contact Public Works Director
Type Improvement
Status Active

Description

Central Iowa Water Works (CIWW) is a new organization created to improve water service the communities in the Greater Des Moines area. Waukee joined the organization at its start in 2025 and will contribute a portion for future projects to improve water services to the member communities.

The City bonded for more than is listed because of future anticipated projects by CIWW.

Expenditures	2025	2026	2027	2028	2029	2030	Total
Construction/Maintenance	90,000	385,000	850,000	1,020,000	1,315,000	1,315,000	4,975,000
Total	90,000	385,000	850,000	1,020,000	1,315,000	1,315,000	4,975,000

Funding Sources	2025	2026	2027	2028	2029	2030	Total
Enterprise - Water Revenue Debt	0	8,764,402	0	0	0	0	8,764,402
Enterprise - Water Operating Budget	70,400	0	0	0	0	0	70,400
Total	70,400	8,764,402	0	0	0	0	8,834,802

2025 thru 2030

Enterprise Projects - Water System
Waukee, IA

Project Name **CIWW Initial Start Up & Saylorville Expansion**
Project # **WATER 25-02**

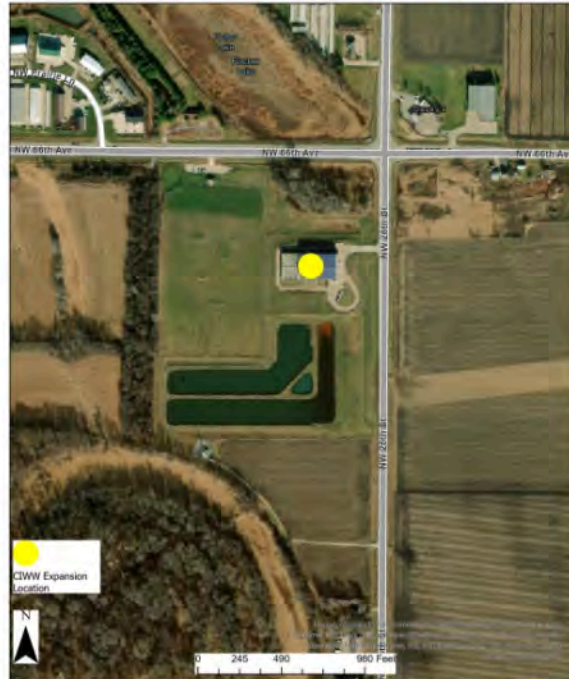
Department Water System

Contact

Public Works Director

2024 CIP Map

CIWW Initial Start Up & Saylorville Expansion



2025 thru 2030

Enterprise Projects - Water System
Waukee, IA

Project Name **Little Walnut Creek Dr Watermain Improvements**
Project # **WATER 26-01**

Total Project Cost \$720,000
Department Water System
Category Watermain Replacement
Useful Life 40 years

Contact Public Works Director
Type Improvement
Status Active

Description

Replace existing 4-inch water main with new 8-inch main along NW Little Walnut Creek Dr from N Warrior Ln to cul de sac and S Walnut Ln from NW LWC Dr to plat boundary.

Expenditures	2025	2026	2027	2028	2029	2030	Total
Construction/Maintenance	0	720,000	0	0	0	0	720,000
Total	0	720,000	0	0	0	0	720,000

Funding Sources	2025	2026	2027	2028	2029	2030	Total
Enterprise - Water Operating Budget	0	720,000	0	0	0	0	720,000
Total	0	720,000	0	0	0	0	720,000

Department Water System

Contact

Public Works Director



2025 thru 2030

Enterprise Projects - Water System
Waukee, IA

Project Name **Corene Acres Improvements Phase 1 - Water**
Project # **WATER 26-02**

Total Project Cost \$510,000
Department Water System
Category Watermain Replacement
Useful Life 40 years

Contact Public Works Director
Type Improvement
Status Active

Description

Reconstruct Bel Aire Drive from 3rd Street to S. Warrior Lane. This includes Water Main and Sanitary Sewer Main improvements.

Expenditures	2025	2026	2027	2028	2029	2030	Total
Construction/Maintenance	0	0	510,000	0	0	0	510,000
Total	0	0	510,000	0	0	0	510,000

Funding Sources	2025	2026	2027	2028	2029	2030	Total
Enterprise - Water Operating Budget	0	0	510,000	0	0	0	510,000
Total	0	0	510,000	0	0	0	510,000

Department Water System

Contact

Public Works Director



2025 thru 2030

Enterprise Projects - Water System
Waukee, IA

Project Name **Boone Drive Booster Station Rehabilitation**
Project # **WATER 26-03**

Total Project Cost \$650,000
Department Water System
Category Watermain Replacement
Useful Life 40 years

Contact Public Works Director
Type Improvement
Status Active

Description

Rehabilitate the Boone Drive Booster Station located at 605 SE Boone Drive.

Expenditures	2025	2026	2027	2028	2029	2030	Total
Construction/Maintenance	0	650,000	0	0	0	0	650,000
Total	0	650,000	0	0	0	0	650,000

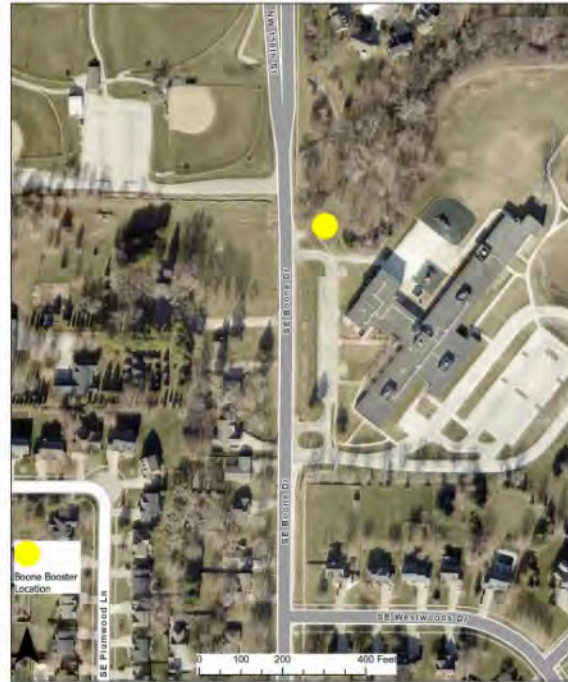
Funding Sources	2025	2026	2027	2028	2029	2030	Total
Enterprise - Water Operating Budget	0	650,000	0	0	0	0	650,000
Total	0	650,000	0	0	0	0	650,000

Department Water System

Contact

Public Works Director

2024 CIP Map
Boone Drive Booster Station Rehab



2025 thru 2030

Enterprise Projects - Water System
Waukee, IA

Project Name **S Warrior Ln - Ashworth Dr Improvements**
Project # **WATER 26-04**

Total Project Cost \$200,000
Department Water System
Category Watermain Replacement
Useful Life 40 years

Contact Public Works Director
Type Improvement
Status Active

Description

At the intersection of S Warrior Ln and Ashworth Dr; 12" water main connection.

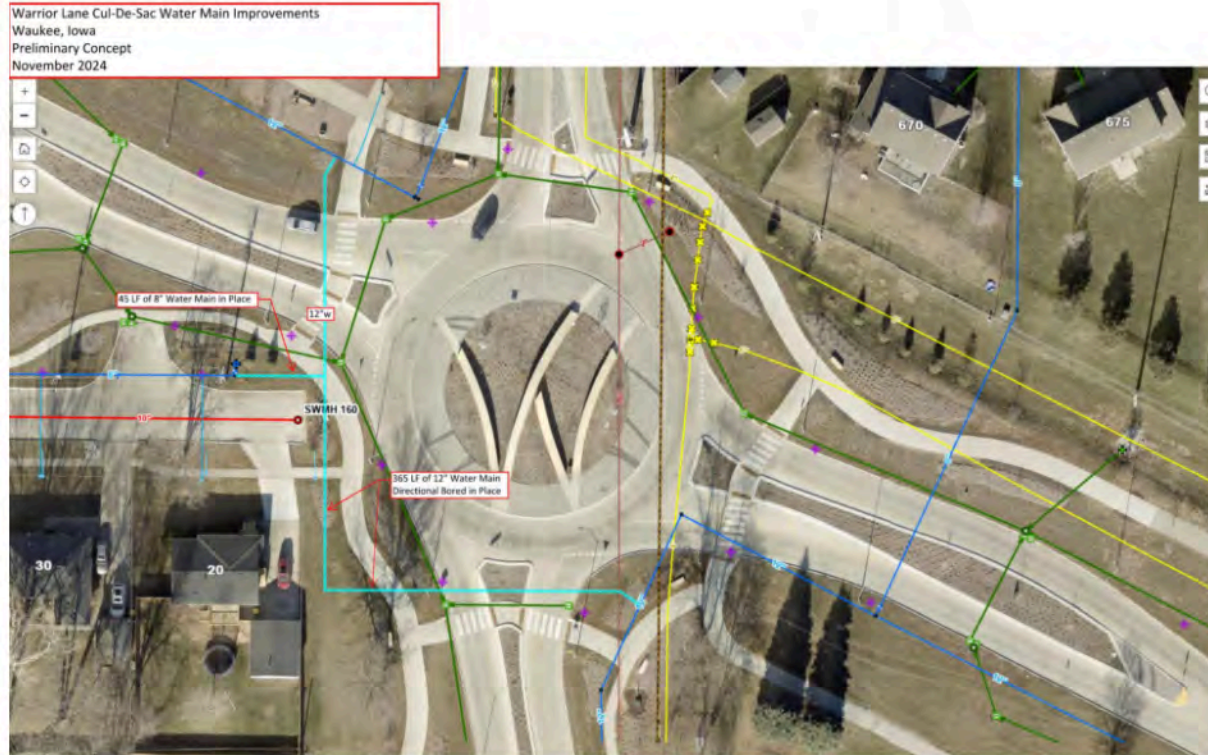
Expenditures	2025	2026	2027	2028	2029	2030	Total
Construction/Maintenance	0	200,000	0	0	0	0	200,000
Total	0	200,000	0	0	0	0	200,000

Funding Sources	2025	2026	2027	2028	2029	2030	Total
Enterprise - Water Operating Budget	0	200,000	0	0	0	0	200,000
Total	0	200,000	0	0	0	0	200,000

Department Water System

Contact

Public Works Director



2025 thru 2030

Enterprise Projects - Water System
Waukee, IA

Project Name **Corene Acres Improvements Phase 2 - Water**
Project # **WATER 27-01**

Total Project Cost \$780,000
Department Water System
Category Watermain Replacement
Useful Life 40 years

Contact Public Works Director
Type Improvement
Status Active

Description

Reconstruct Waukee Ave from 3rd Street to 1st Street, This includes water main and sanitary sewer main improvements.

Expenditures	2025	2026	2027	2028	2029	2030	Total
Construction/Maintenance	0	0	0	780,000	0	0	780,000
Total	0	0	0	780,000	0	0	780,000

Funding Sources	2025	2026	2027	2028	2029	2030	Total
Enterprise - Water Operating Budget	0	0	0	780,000	0	0	780,000
Total	0	0	0	780,000	0	0	780,000

Department Water System

Contact

Public Works Director



2025 thru 2030

Enterprise Projects - Water System
Waukee, IA

Project Name **Sugar Creek Ln Water Main Improvements**
Project # **WATER 28-01**

Total Project Cost \$600,000
Department Water System
Category Watermain Installation
Useful Life 40 years

Contact Public Works Director
Type Improvement
Status Active

Description

Replace existing 4-inch water main with new 8-inch water main along Sugar Creek Ln from Ashworth Rd to both cul-de-sacs.

Expenditures	2025	2026	2027	2028	2029	2030	Total
Construction/Maintenance	0	0	600,000	0	0	0	600,000
Total	0	0	600,000	0	0	0	600,000

Funding Sources	2025	2026	2027	2028	2029	2030	Total
Enterprise - Water Operating Budget	0	0	600,000	0	0	0	600,000
Total	0	0	600,000	0	0	0	600,000

Department Water System

Contact

Public Works Director



2025 thru 2030

Enterprise Projects - Water System
Waukee, IA

Project Name **Corene Acres Improvements Phase 3 - Water**
Project # **WATER 28-02**

Total Project Cost \$515,000
Department Water System
Category Watermain Replacement
Useful Life 40 years

Contact Public Works Director
Type Improvement
Status Active

Description

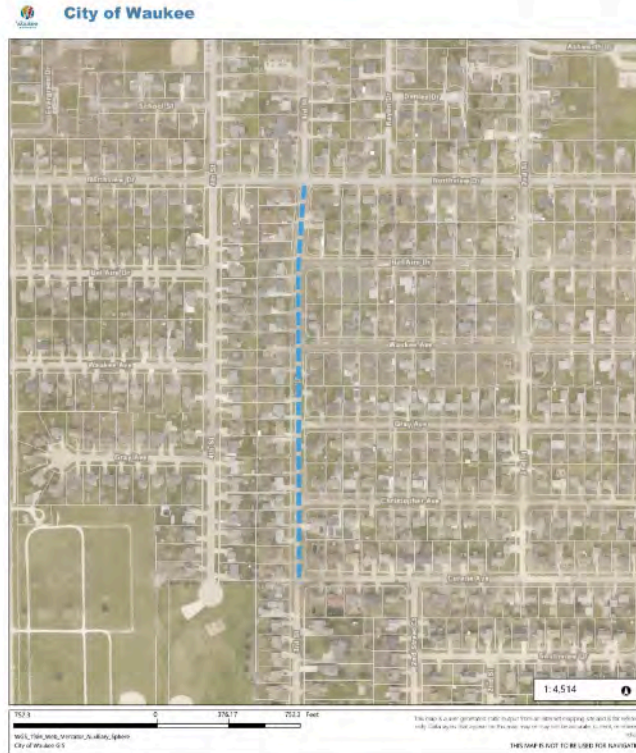
Reconstruct 3rd Street from Northview Drive to Corene Avenue. This includes Water Main improvements.

Expenditures	2025	2026	2027	2028	2029	2030	Total
Construction/Maintenance	0	0	0	0	515,000	0	515,000
Total	0	0	0	0	515,000	0	515,000

Funding Sources	2025	2026	2027	2028	2029	2030	Total
Enterprise - Water Operating Budget	0	0	0	0	515,000	0	515,000
Total	0	0	0	0	515,000	0	515,000

Department Water System

Contact Public Works Director



2025 thru 2030

Enterprise Projects - Water System
Waukee, IA

Project Name **Elevated Water Storage Tank**
Project # **WATER 29-01**



Total Project Cost \$13,625,000
Department Water System
Category Water Storage Capacity
Useful Life 40 years

Contact Public Works Director
Type Improvement
Status Active

Description

Construction of a new 2,500,000 gallon elevated water storage tank near the intersection of University Ave and 3rd St. Decommission and remove the existing 500,000 gallon elevated water storage tank.

Prior	Expenditures	2025	2026	2027	2028	2029	2030	Total
13,275,000	Construction/Maintenance	350,000	0	0	0	0	0	350,000
	Total	350,000	0	0	0	0	0	350,000

Prior	Funding Sources	2025	2026	2027	2028	2029	2030	Total
13,275,000	Enterprise - Water Operating Budget	350,000	0	0	0	0	0	350,000
	Total	350,000	0	0	0	0	0	350,000

2025 thru 2030

Enterprise Projects - Water System
Waukee, IA

Project Name **Annual Water Main Improvements Program**
Project # **WATER ANN-01**



Total Project Cost \$450,000
Department Water System
Category Watermain Replacement
Useful Life 25 years

Contact Public Works Director
Type Maintenance
Status Active

Description

Annual miscellaneous water distribution system improvements.

Justification

Maintenance of the City's water system is necessary to keep it functional and operating for Waukee's citizens.

Expenditures	2025	2026	2027	2028	2029	2030	Total
Construction/Maintenance	75,000	75,000	75,000	75,000	75,000	75,000	450,000
Total	75,000	75,000	75,000	75,000	75,000	75,000	450,000

Funding Sources	2025	2026	2027	2028	2029	2030	Total
Enterprise - Water Operating Budget	75,000	75,000	75,000	75,000	75,000	75,000	450,000
Total	75,000	75,000	75,000	75,000	75,000	75,000	450,000

2026-2030 Project Maps



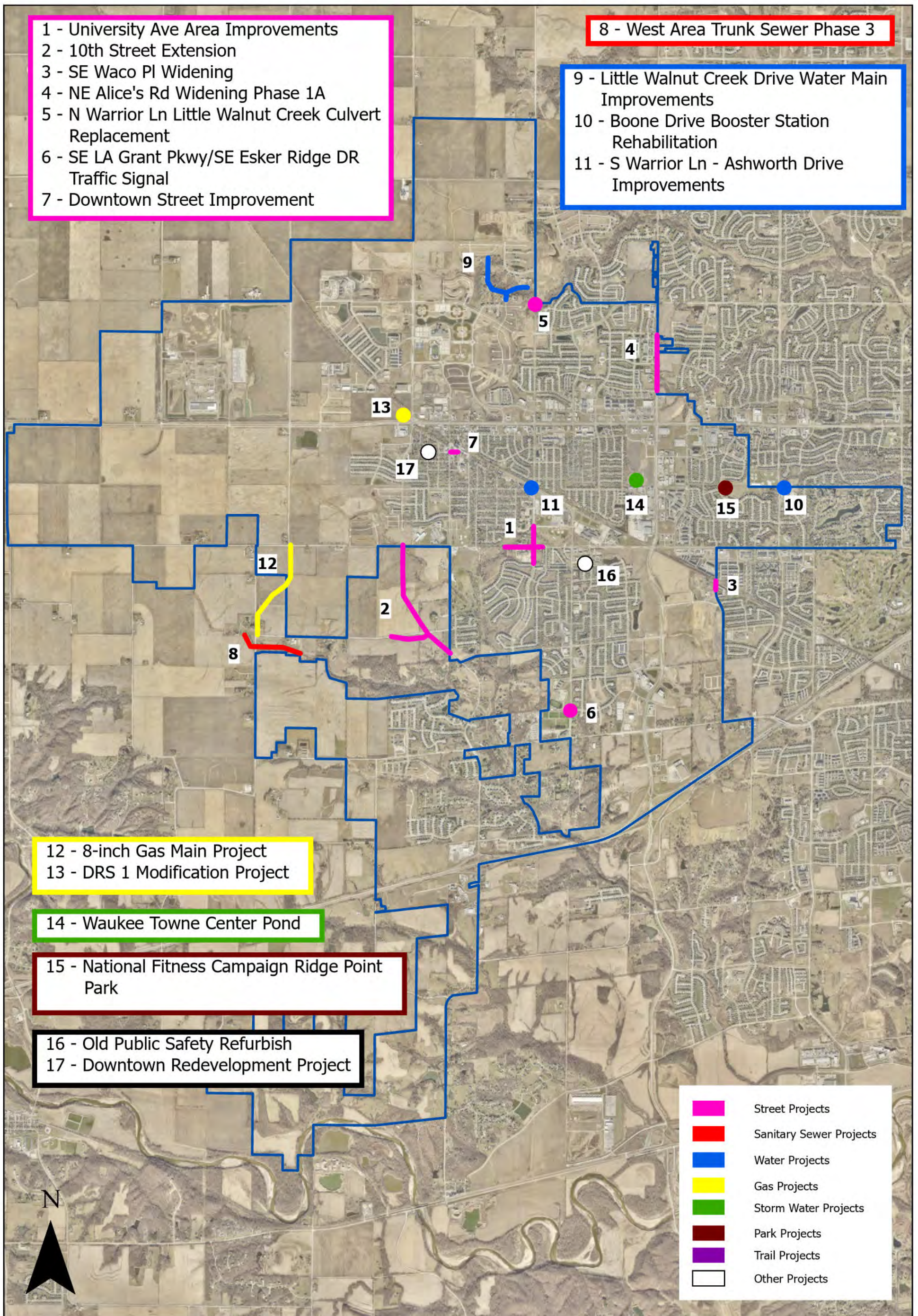
Waukee
THE KEY TO GOOD LIVING

CIP Projects FY 2026

17 Total Projects



Waukeee
THE KEY TO GOOD LIVING

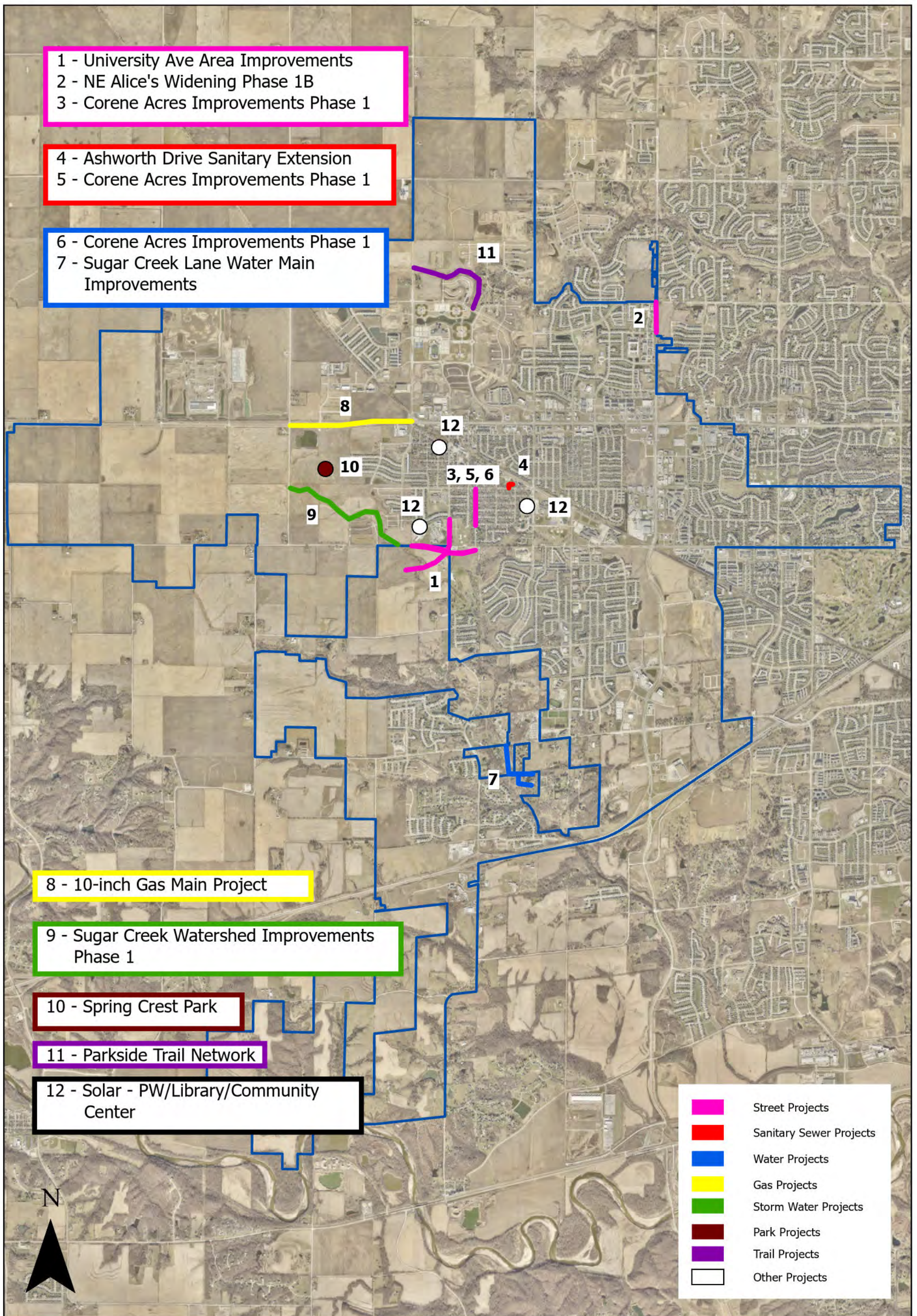


CIP Projects FY 2027



Waukeee
THE KEY TO GOOD LIVING

12 Total Projects

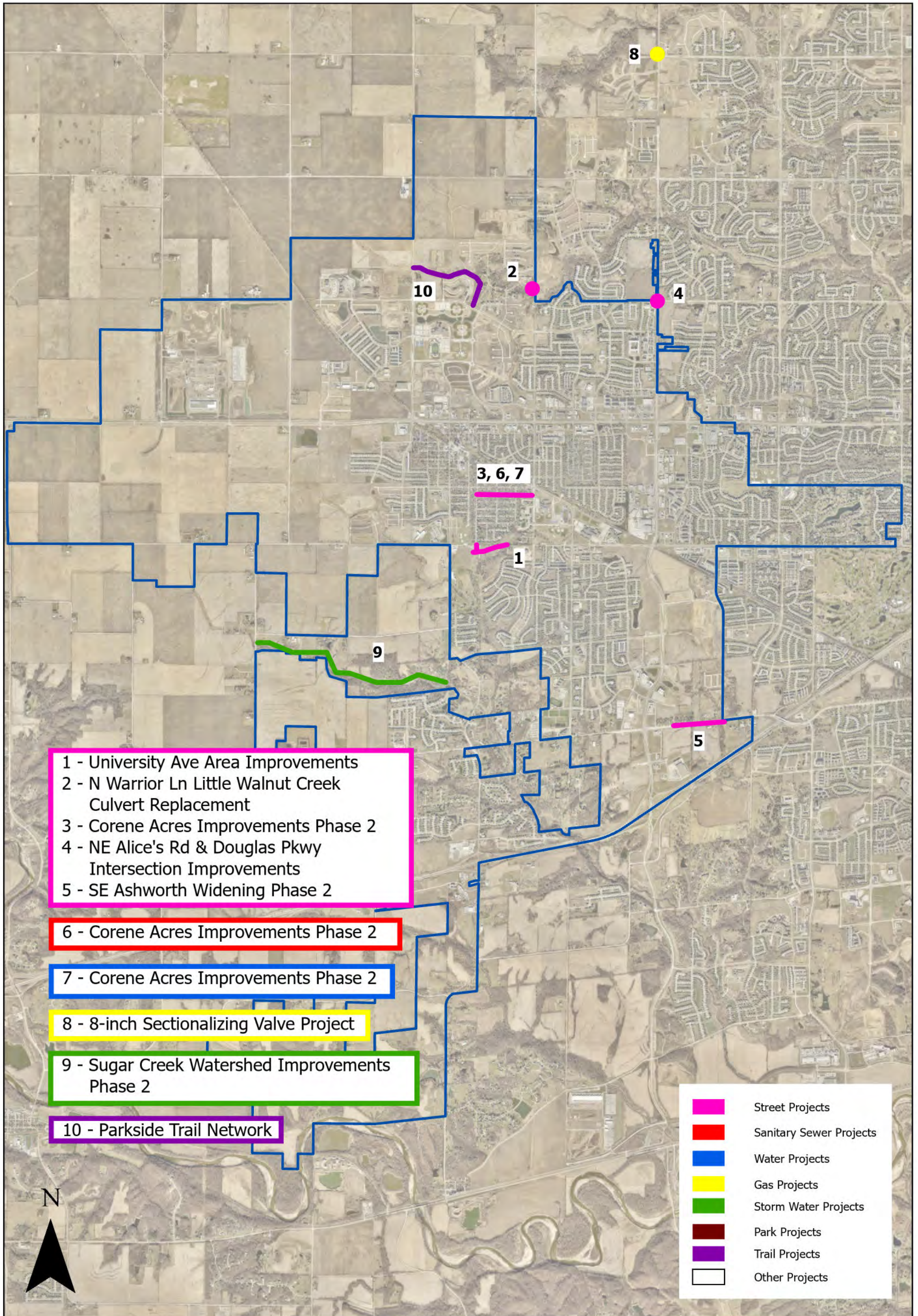


CIP Projects FY 2028

10 Total Projects



Waukeee
THE KEY TO GOOD LIVING

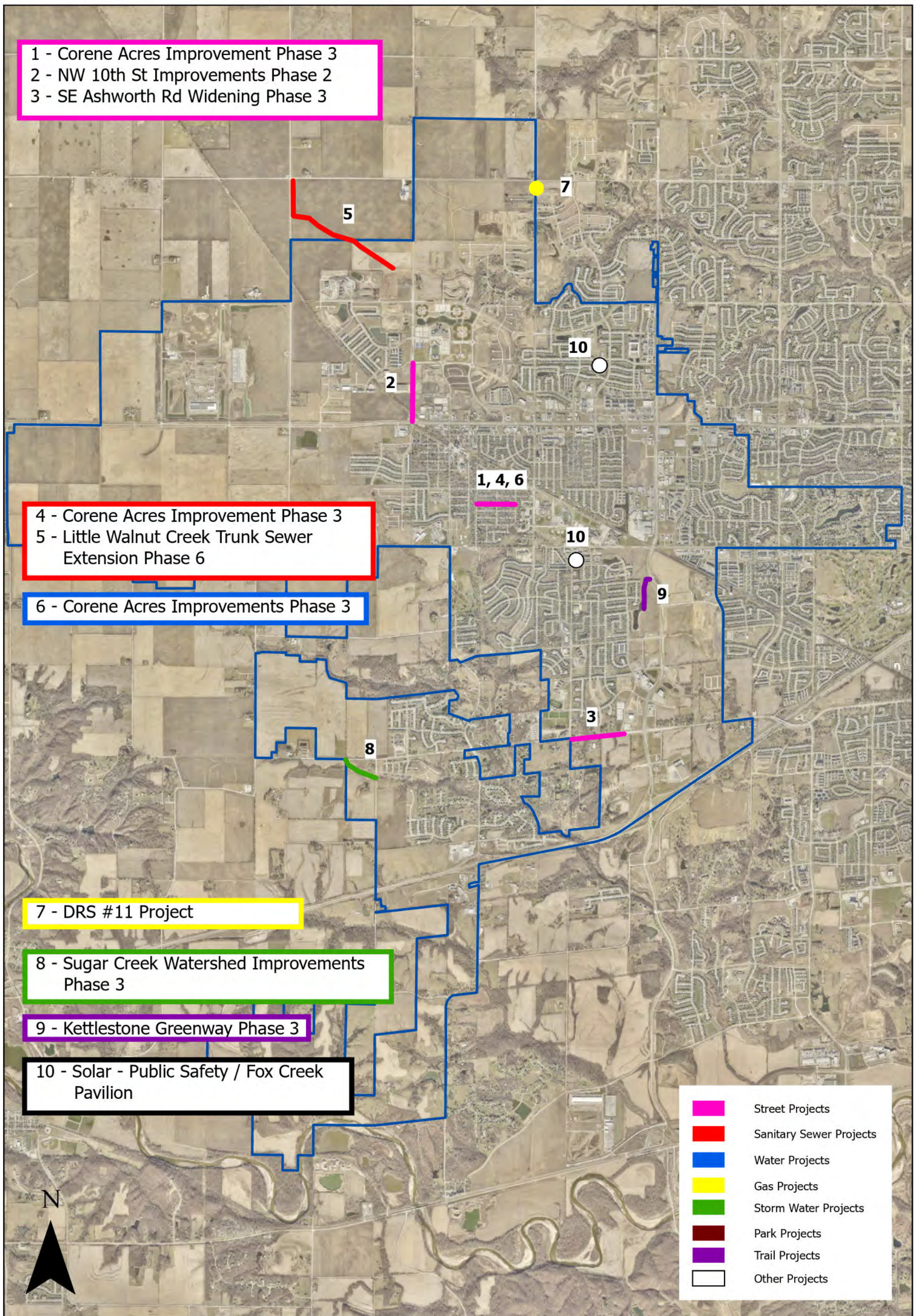


CIP Projects FY 2029

10 Total Projects



Waukeee
THE KEY TO GOOD LIVING



CIP Projects FY 2030

7 Total Projects



Waukeee
THE KEY TO GOOD LIVING

