

CAPITAL IMPROVEMENT PROJECTS 2025-2029



Waukeee



Waukeee
THE KEY TO GOOD LIVING

Capital Improvement Plan

**2025 - 2029
Fiscal Years**

**Adopted - April 15, 2024
Resolution #2024-____**



Waukeee
THE KEY TO GOOD LIVING

City Staff - CIP Preparation

Brad Deets, City Administrator
Linda Burkhart, Finance Director
Nick Osborne, Assistant City Administrator
Andy Kass, Community Development Director
Rudy Koester, Public Works Director
Matt Jermier, Parks & Recreation Director
Chad McCluskey, Police Chief
Clint Robinson, Fire/EMS Chief



MEMO

To: The Honorable Mayor and City Council
From: Bradly Deets, City Administrator
Date: April 15, 2024
Re: Capital Improvement Plan Fiscal Years 2025-2029

It is my pleasure to give you the recommended Capital Improvement Plan (CIP) for Fiscal Years 2025-29. The proposed budget and CIP are a reflection of the Waukeee Mayor and City Council's Vision and Priorities and serve as the major policymaking tools of the City organization. City staff has worked diligently to use the City's resources wisely and align each aspect of the budget with the direction received from the Mayor and City Council.

The Mayor and City Council annually review and update the Strategic Plan for the City of Waukeee. The Strategic Plan is an important first step in developing the annual budget; it sets priorities that guide decision making not only during budget preparation, but throughout the year to make decisions on planning, delivering services and use of resources. There are three main parts to the Strategic Plan: vision, mission and goals.

Waukeee's Vision

Waukeee is a community for a lifetime. Waukeee is safe and beautiful with leisure and enrichment amenities for all to enjoy. Waukeee is your hometown with quality housing, businesses and career opportunities and easy and safe mobility options.

Waukeee's Mission

Waukeee city government provides excellent municipal services in a resident-focused and most fiscally responsible manner, and engages residents in creating a vibrant community.

Goals

- Financially sound City providing excellent service value
- Managed and planned growth and development
- Business and job opportunities
- Expanded community and leisure opportunities

Positioning for the Future

The annual budget, which provides the funding mechanism for the CIP, is one of the City Council's two primary policymaking tools. The Mayor and City Council's annual strategic planning session provides City staff with the overall goals of the City and the priorities which need to be met in order to accomplish the goals. They put the community in the position for success in the future. The annual budget's role in positioning the community is to direct the funding necessary to complete the priorities. The proposed CIP positions the community in several ways, with a few coming to the forefront.

Public Safety Facility

The current Public Safety Facility was constructed in 2000 when the population of Waukee was around 5,000. With the increase in population today to 29,000 and significant commercial development growth, both the police and fire departments have grown exponentially. The current facility is no longer adequate to meet the needs of the departments. In addition, with the physical growth of the City, it has been difficult to maintain adequate response times for the Fire/EMS department. A major component of this year's budget is construction of a new Public Safety Facility that will be located at the intersection of 20th Street (T Avenue) and NW Douglas Parkway in northwest Waukee. The new facility will support all operations of the police department and will function as a second location for the fire department. The existing public safety building will continue to exist as a fire station and will be remodeled to house other departments currently located in other facilities throughout the community. Construction is expected to be completed in the summer of 2025. A portion of this project will be paid for with Local Option Sales Tax. In addition to the new facility, this year's budget includes the purchase of a new fire engine.

Transportation

A significant portion of the City's annual Capital Improvement Plan is dedicated to transportation improvements including rehabilitation and widening of existing roads as well as expansion of new arterial roadways to better serve and disperse traffic throughout the community. This year's major project includes the construction of Phase 1 of a multi-phase project for the extension of University Avenue between S Warrior Lane and 10th Street. Other transportation projects within this year's plan include rehabilitation of NW 10th Street between Douglas Parkway and Meredith Drive and two culvert projects to support the extension of 11th Street and 17th Street within some of our new residential subdivisions in the western part of the community.

The City is investing \$600,000 toward annual patching and overlay of deteriorating concrete streets. The Streets Department leverages these funds with their staff resources to replace a significant amount of failing pavement in the street system.

Utility Infrastructure

The proposed fiscal year 2025 budget includes investments in the existing water, sewer, gas and storm water systems as well as expansion of certain utilities to assist in future development.

Highlights of the water system improvements include a \$1 million investment in the replacement of transite water mains located within the Corene Acres area of the City. The fiscal year 2025 budget also includes investment of \$1.35 million in the completion of the new water tower currently under construction. When completed, the new water tower will provide capacity for 2.5 million gallons of storage which is approximately five times the amount of storage within the existing water tower. The budget also includes \$75,000 for annual maintenance of the water system throughout the community.

Sanitary sewer system improvements include a \$1.4 million investment in upgrades and rehabilitation to two existing lift stations as well as \$2 million for the expansion of the West Area Trunk Sewer system which services the southwest part of Waukee.

Significant capital improvements have been completed to the municipal gas system over the past several years which allows for minimal additional improvements to the system within fiscal year 2025. The budget includes \$345,000 for rehabilitation and modification of the existing system as well as \$780,000 for gas extensions and service lines which are reimbursed by developers as development occurs.

The storm water system includes \$2.1 million for the acquisition of a regional detention pond which will also serve as a community amenity within the Waukee Towne Center development located south of Hickman Road and west of Alice's Road.

Community Amenities

The proposed budget capitalizes on the financial capacity of the Local Option Sales Tax and the Apple Project Improvement Funds, including numerous community amenity projects emphasizing parks development and trail connections. The budget includes funding for the development of two new neighborhood parks in the Spring Crest and Painted Woods West neighborhoods and renovations to both the existing Centennial Park and Ridge Pointe Park. A trail extension will also be constructed within a greenbelt area located west of Warrior Lane which will provide a connection from the Raccoon River Valley Trail along Hickman Road to the eventual Clive Greenbelt Trail Extension where Waukee meets the City of Clive north of Douglas Parkway at Warrior Lane.

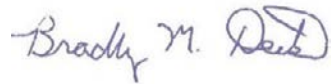
Conclusion

City staff members are grateful to the Mayor and City Council for giving guidance that makes Waukee a great place to live, work and play. The CIP for Fiscal Years 2025-2029 manages the City's infrastructure needs with available resources. The City's sound financial condition has provided the Waukee taxpayers with a predictable and stable property tax rate, which funds a majority of the CIP projects. This, coupled with the voter-approved local option sales tax resources, will ensure the City will continue to improve and expand upon Waukee infrastructure and amenities into the future.

This Capital Improvement Plan addresses the current needs, sustains existing infrastructure and presents a plan to ensure we are ready for the anticipated

continuation of community growth and development into the future.

I respectfully recommend City Council adoption of the Fiscal Years 2025-2029
Capital Improvement Plan.

A handwritten signature in blue ink that reads "Brady M. Deitz". The signature is written in a cursive style with a large, stylized "D" at the end.

CC: Linda Burkhart, Finance Director

**2025-2029
Project
Summary**



Waukee
THE KEY TO GOOD LIVING

CAPITAL PROJECT SUMMARY FY2024-2029

Fire/EMS Department, \$2,930,000, 1.04%

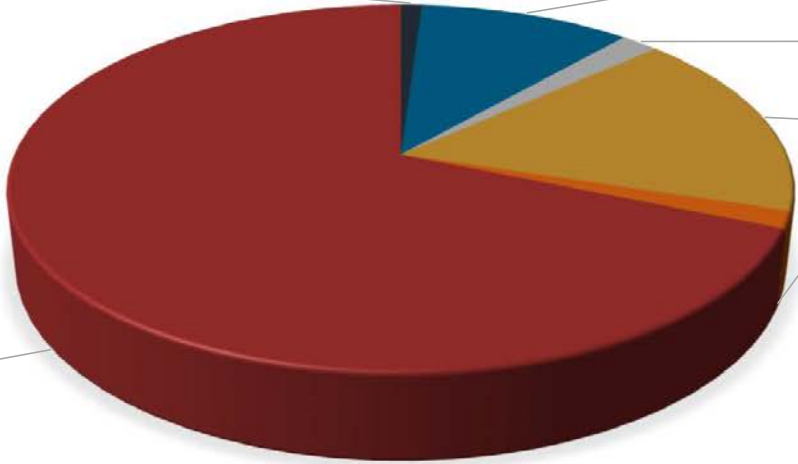
Parks and Recreation - Parks, \$29,190,000, 10.39%

Parks and Recreation - Trails, \$5,251,000, 1.87%

Public Safety Department, \$46,500,000, 16.55%

Road Use Tax Funded, \$4,200,000, 1.50%

Streets, \$192,825,524, 68.65%



Grand Total: \$280,896,524

Fire/EMS Department	Project Number	FY2024	FY2025	FY2026	FY2027	FY2028	FY2029	Total
Fire Engine	FIRE 26-01	\$ -	\$ 900,000	\$ -	\$ -	\$ -	\$ -	\$ 900,000
Ambulance	FIRE 26-02	\$ -	\$ -	\$ 430,000	\$ -	\$ -	\$ -	\$ 430,000
Ladder Truck	FIRE 28-01	\$ -	\$ -	\$ -	\$ -	\$ 1,600,000	\$ -	\$ 1,600,000
Fire/EMS Department Total		\$ -	\$ 900,000	\$ 430,000	\$ -	\$ 1,600,000	\$ -	\$ 2,930,000

Parks and Recreation - Parks	Project Number	FY2024	FY2025	FY2026	FY2027	FY2028	FY2029	Total
Ridge Point Park Pavement Replacement	PARKS 25-01	\$ -	\$ 165,000	\$ -	\$ -	\$ -	\$ -	\$ 165,000
Centennial Park, Volleyball Court - Asphalt Repair	PARKS 25-02	\$ -	\$ 175,000	\$ -	\$ -	\$ -	\$ -	\$ 175,000
Centennial Playground Equipment	PARKS 25-03	\$ -	\$ 650,000	\$ -	\$ -	\$ -	\$ -	\$ 650,000
Spring Crest Park	PARKS 24-01	\$ -	\$ 2,000,000	\$ -	\$ -	\$ -	\$ -	\$ 2,000,000
Painted Woods West Park	PARKS 24-02	\$ -	\$ 3,000,000	\$ -	\$ -	\$ -	\$ -	\$ 3,000,000
Aquatic Center	PARKS 28-01	\$ -	\$ -	\$ 20,000,000	\$ -	\$ -	\$ -	\$ 20,000,000
Windfield II Development Park	PARKS 22-02	\$ -	\$ -	\$ -	\$ 500,000	\$ -	\$ -	\$ 500,000
Centennial West Building	PARKS 21-02	\$ -	\$ -	\$ -	\$ -	\$ 1,000,000	\$ -	\$ 1,000,000
Stone Prairie Park	PARKS 29-01	\$ -	\$ -	\$ -	\$ -	\$ -	\$ 950,000	\$ 950,000
Public Art Initiative	PARKSANN-01	\$ -	\$ 150,000	\$ 150,000	\$ 150,000	\$ 150,000	\$ 150,000	\$ 750,000
Parks and Recreation - Parks Total		\$ -	\$ 6,140,000	\$ 20,150,000	\$ 650,000	\$ 1,150,000	\$ 1,100,000	\$ 29,190,000

Parks and Recreation - Trails	Project Number	FY2024	FY2025	FY2026	FY2027	FY2028	FY2029	Total
Prairie Rose Greenway	TRAILS 24-01	\$ 1,000,000	\$ 551,000	\$ -	\$ -	\$ -	\$ -	\$ 1,551,000
Kettlestone Greenway Phase 3	TRAILS 25-01	\$ -	\$ -	\$ 1,200,000	\$ -	\$ -	\$ -	\$ 1,200,000

Hickman Rd/Warrior Ln Pedestrian Underpass	TRAILS 26-01	\$ -	\$ -	\$ 2,500,000	\$ -	\$ -	\$ -	\$ 2,500,000
Parks and Recreation - Trails Total		\$ 1,000,000	\$ 551,000	\$ 3,700,000	\$ -	\$ -	\$ -	\$ 5,251,000

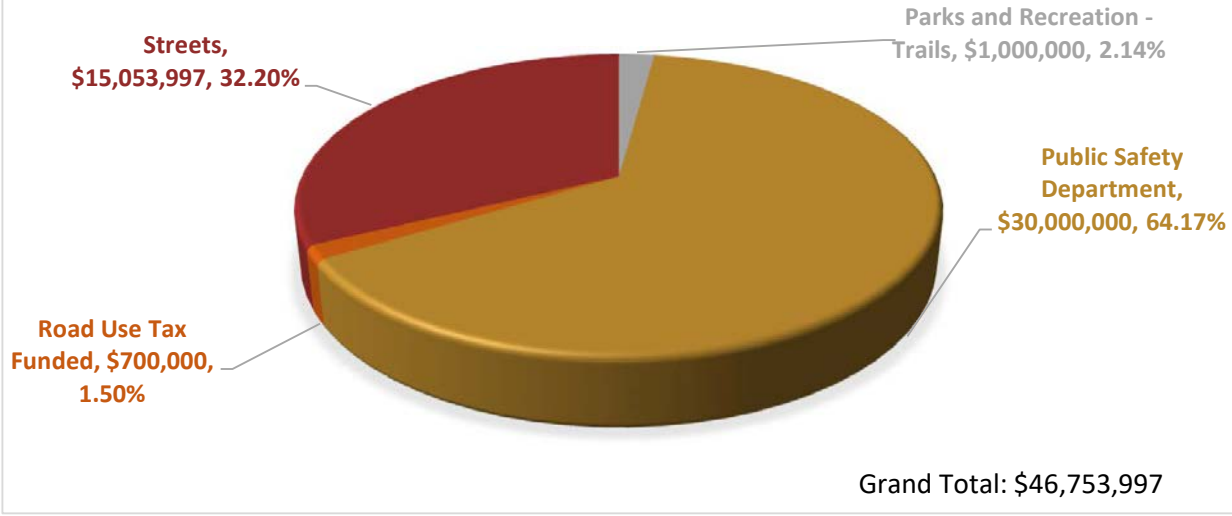
Public Safety Department	Project Number	FY2024	FY2025	FY2026	FY2027	FY2028	FY2029	Total
Public Safety Building	PUBSF 24-01	\$ 30,000,000	\$ 13,500,000	\$ -	\$ -	\$ -	\$ -	\$ 43,500,000
Refurbish Old Public Safety Building	PUBSF 26-01	\$ -	\$ -	\$ 3,000,000	\$ -	\$ -	\$ -	\$ 3,000,000
Public Safety Department Total		\$ 30,000,000	\$ 13,500,000	\$ 3,000,000	\$ -	\$ -	\$ -	\$ 46,500,000

Road Use Funded	Project Number	FY2024	FY2025	FY2026	FY2027	FY2028	FY2029	Total
Annual Pavement Marking Painting	ROADFUND 3	\$ 100,000	\$ 100,000	\$ 100,000	\$ 100,000	\$ 100,000	\$ 100,000	\$ 100,000
Annual Pavement Overlays	ROADFUND 1	\$ 300,000	\$ 300,000	\$ 300,000	\$ 300,000	\$ 300,000	\$ 300,000	\$ 300,000
Annual Street Patching Projects	ROADFUND 2	\$ 300,000	\$ 300,000	\$ 300,000	\$ 300,000	\$ 300,000	\$ 300,000	\$ 300,000
Road Use Funded Total		\$700,000	\$700,000	\$700,000	\$700,000	\$700,000	\$700,000	\$700,000

Streets	Project Number	FY2024	FY2025	FY2026	FY2027	FY2028	FY2029	Total
Joint WDSM Project-Ashworth Reconstruction	ROADS 21-08	\$ 175,941	\$ 175,941	\$ 175,941	\$ -	\$ -	\$ -	\$ 527,823
SE Archer Ave Extension	ROADS 24-01	\$ 350,000	\$ -	\$ -	\$ -	\$ -	\$ -	\$ 350,000
U Place Culvert Replacement	ROADS 24-11	\$ 400,000	\$ 205,000	\$ -	\$ -	\$ -	\$ -	\$ 605,000
Waukee Safe Routes to Schools Improvements	ROADS 23-02	\$ 520,000	\$ 200,000	\$ -	\$ -	\$ -	\$ -	\$ 720,000
Ute Ave Overlay	ROADS 24-03	\$ 600,000	\$ -	\$ -	\$ -	\$ -	\$ -	\$ 600,000
Hickman/161st Traffic Signal	ROADS 24-02	\$ 650,000	\$ -	\$ -	\$ -	\$ -	\$ -	\$ 650,000
T Avenue Improvements	ROADS 25-01	\$ 11,508,056	\$ -	\$ -	\$ -	\$ -	\$ -	\$ 11,508,056
Grand Prairie Pkwy/I-80 Interchange Repayment	ROADS 25-06	\$ -	\$ 733,929	\$ 733,929	\$ 733,929	\$ 733,929	\$ 733,929	\$ 3,669,645
NW 10th St Overlay	ROADS 25-07	\$ -	\$ 1,860,000	\$ -	\$ -	\$ -	\$ -	\$ 1,860,000
11th and 17th Street Culverts	ROADS 25-08	\$ -	\$ 1,155,000	\$ -	\$ -	\$ -	\$ -	\$ 1,155,000
University Ave Extension Phase 1	ROADS 23-01	\$ -	\$ 17,000,000	\$ -	\$ 12,000,000	\$ 23,000,000	\$ 25,000,000	\$ 77,000,000
N Warrior Ln Little Walnut Creek Culvert	ROADS 25-04	\$ -	\$ -	\$ 100,000	\$ 6,150,000	\$ -	\$ -	\$ 6,250,000
SE LA Grant Pkwy/SE Esker Ridge Dr Traffic Signal	ROADS 26-03	\$ -	\$ -	\$ 150,000	\$ -	\$ -	\$ -	\$ 150,000
Downtown Street Improvements	ROADS 26-05	\$ -	\$ -	\$ 1,000,000	\$ -	\$ -	\$ -	\$ 1,000,000
NE Alice's Road Widening Phase 6	ROADS 26-02	\$ -	\$ -	\$ 15,120,000	\$ -	\$ -	\$ -	\$ 15,120,000
NE Alice's Road Widening Phase 7	ROADS 27-01	\$ -	\$ -	\$ -	\$ 5,050,000	\$ -	\$ -	\$ 5,050,000
Corene Acres Improvements Phase 1	ROADS 26-04	\$ -	\$ -	\$ -	\$ 4,915,000	\$ -	\$ -	\$ 4,915,000
Corene Acres Improvements Phase 2	ROADS 27-03	\$ -	\$ -	\$ -	\$ -	\$ 3,700,000	\$ -	\$ 3,700,000
NW 10th Street Improvements Phase 2	ROADS 25-02	\$ -	\$ -	\$ -	\$ -	\$ 11,750,000	\$ -	\$ 11,750,000
SE Ashworth Rd Widening Phase 2	ROADS 27-02	\$ -	\$ -	\$ -	\$ -	\$ 12,520,000	\$ -	\$ 12,520,000
6th & 310th St Intersection Improvements	ROADS 29-01	\$ -	\$ -	\$ -	\$ -	\$ -	\$ 2,200,000	\$ 2,200,000
Corene Acres Improvements Phase 3	ROADS 28-03	\$ -	\$ -	\$ -	\$ -	\$ -	\$ 3,125,000	\$ 3,125,000
Warrior Ln Improvements Phase 3	ROADS 28-01	\$ -	\$ -	\$ -	\$ -	\$ -	\$ 4,000,000	\$ 4,000,000
SE University Ave Widening	ROADS 25-05	\$ -	\$ -	\$ -	\$ -	\$ -	\$ 8,500,000	\$ 8,500,000
SE Ashworth Rd Widening Phase 3	ROADS 28-02	\$ -	\$ -	\$ -	\$ -	\$ -	\$ 11,550,000	\$ 11,550,000
Annual Kettlestone Street Light Reimb & Replacmnt	ROADS ANN-05	\$ 100,000	\$ 100,000	\$ 100,000	\$ 100,000	\$ 100,000	\$ 100,000	\$ 600,000
ADA Transition Plan Improvements	ROADS ANN-06	\$ 100,000	\$ 100,000	\$ 100,000	\$ 100,000	\$ 100,000	\$ 100,000	\$ 600,000
Annual Corridor Enhancements	ROADS ANN-07	\$ 150,000	\$ 150,000	\$ 150,000	\$ 150,000	\$ 150,000	\$ 150,000	\$ 900,000
Annual Developer Lane Additions	ROADS ANN-04	\$ 500,000	\$ 350,000	\$ 350,000	\$ 350,000	\$ 350,000	\$ 350,000	\$ 2,250,000
Streets Total		\$ 15,053,997	\$ 22,029,870	\$ 17,979,870	\$ 29,548,929	\$ 52,403,929	\$ 55,808,929	\$ 192,825,524

CAPITAL PROJECT TOTAL		\$ 46,753,997	\$ 43,820,870	\$ 45,959,870	\$ 30,898,929	\$ 55,853,929	\$ 57,608,929	\$ 280,896,524
------------------------------	--	----------------------	----------------------	----------------------	----------------------	----------------------	----------------------	-----------------------

FY2024 CAPITAL PROJECT SUMMARY



Parks and Recreation - Trails		Project Designation	FY2024
Prairie Rose Greenway		TRAILS 24-01	\$ 1,000,000
Parks and Recreation - Trails Total			\$ 1,000,000

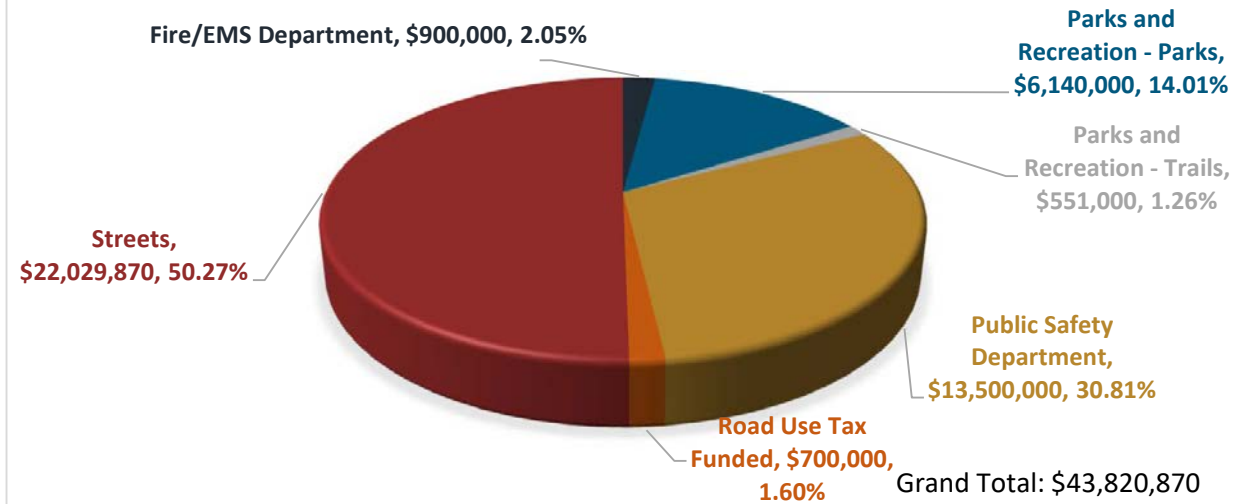
Public Safety Department		Project Designation	FY2024
Public Safety Building		PUBSF 24-01	\$ 30,000,000
Public Safety Department Total			\$ 30,000,000

Road Use Funded		Project Designation	FY2024
Annual Pavement Marking Painting		ROADFUND 3	\$ 100,000
Annual Pavement Overlays		ROADFUND 1	\$ 300,000
Annual Street Patching Projects		ROADFUND 2	\$ 300,000
Road Use Funded Total			\$ 700,000

Streets		Project Designation	FY2024
Joint WDSM Project-Ashworth Reconstruction		ROADS 21-08	\$ 175,941
SE Archer Ave Extension		ROADS 24-01	\$ 350,000
U Place Culvert Replacement		ROADS 24-11	\$ 400,000
Waukee Safe Routes to Schools Improvements		ROADS 23-02	\$ 520,000
Ute Ave Overlay		ROADS 24-03	\$ 600,000
Hickman/161st Traffic Signal		ROADS 24-02	\$ 650,000
T Avenue Improvements		ROADS 25-01	\$ 11,508,056
Annual Kettlestone Street Light Reimb & Replacmnt		ROADS ANN-05	\$ 100,000
ADA Transition Plan Improvements		ROADS ANN-06	\$ 100,000
Annual Corridor Enhancements		ROADS ANN-07	\$ 150,000
Annual Developer Lane Additions		ROADS ANN-04	\$ 500,000
Streets Total			\$ 15,053,997

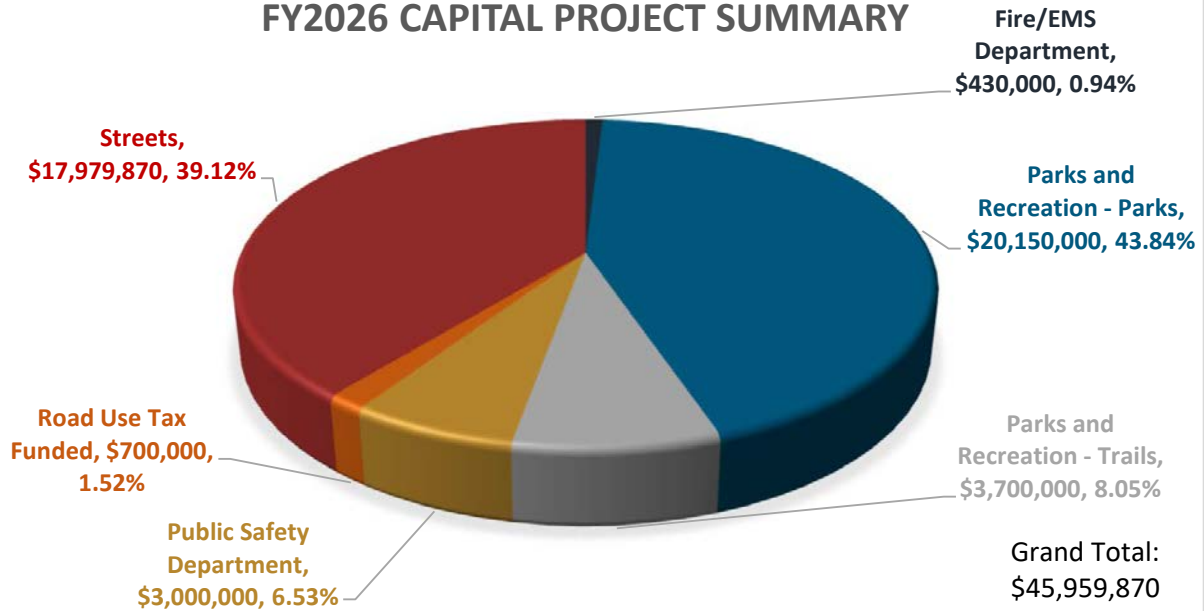
Capital Projects Total			\$ 46,753,997
-------------------------------	--	--	----------------------

FY2025 CAPITAL PROJECT SUMMARY



Fire/EMS Department		Project Designation	FY2025
Fire Engine		FIRE 26-01	\$ 900,000
Parks and Recreation - Parks		Project Designation	FY2025
Ridge Point Park Pavement Replacement		PARKS 25-01	\$ 165,000
Centennial Park, Volleyball Court - Asphalt Repair		PARKS 25-02	\$ 175,000
Centennial Playground Equipment		PARKS 25-03	\$ 650,000
Spring Crest Park		PARKS 24-01	\$ 2,000,000
Painted Woods West Park		PARKS 24-02	\$ 3,000,000
Public Art Initiative		PARKSANN-01	\$ 150,000
Parks and Recreation - Parks Total			\$ 6,140,000
Parks and Recreation - Trails		Project Designation	FY2025
Prairie Rose Greenway		TRAILS 24-01	\$ 551,000
Public Safety Department		Project Designation	FY2025
Public Safety Building		PUBSF 24-01	\$ 13,500,000
Road Use Funded		Project Designation	FY2025
Annual Pavement Marking Painting		ROADFUND 3	\$ 100,000
Annual Pavement Overlays		ROADFUND 1	\$ 300,000
Annual Street Patching Projects		ROADFUND 2	\$ 300,000
Road Use Funded Total			\$ 700,000
Streets		Project Designation	FY2025
Joint WDSM Project-Ashworth Reconstruction		ROADS 21-08	\$ 175,941
U Place Culvert Replacement		ROADS 24-11	\$ 205,000
Waukee Safe Routes to Schools Improvements		ROADS 23-02	\$ 200,000
Grand Prairie Pkwy/I-80 Interchange Repayment		ROADS 25-06	\$ 733,929
NW 10th St Overlay		ROADS 25-07	\$ 1,860,000
11th and 17th Street Culverts		ROADS 25-08	\$ 1,155,000
University Ave Extension Phase 1		ROADS 23-01	\$ 17,000,000
Annual Kettlestone Street Light Reimb & Replacmnt		ROADS ANN-05	\$ 100,000
ADA Transition Plan Improvements		ROADS ANN-06	\$ 100,000
Annual Corridor Enhancements		ROADS ANN-07	\$ 150,000
Annual Developer Lane Additions		ROADS ANN-04	\$ 350,000
Streets Total			\$ 22,029,870
Capital Projects Total			\$ 43,820,870

FY2026 CAPITAL PROJECT SUMMARY



Fire/EMS Department		Project Designation	FY2026
Ambulance		FIRE 26-02	\$ 430,000

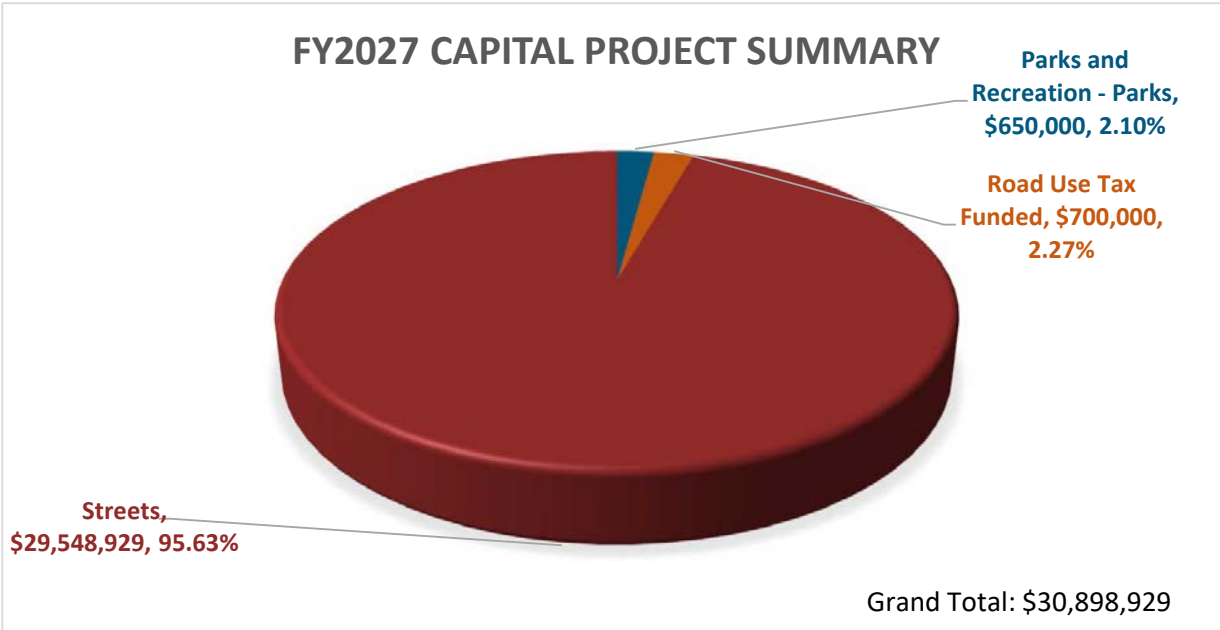
Parks and Recreation - Parks		Project Designation	FY2026
Aquatic Center		PARKS 28-01	\$ 20,000,000
Public Art Initiative		PARKSANN-01	\$ 150,000
Parks and Recreation - Parks Total			<u>\$ 20,150,000</u>

Parks and Recreation - Trails		Project Designation	FY2026
Kettlestone Greenway Phase 3		TRAILS 25-01	\$ 1,200,000
Hickman Rd/Warrior Ln Pedestrian Underpass		TRAILS 26-01	\$ 2,500,000
Parks and Recreation - Trails Total			<u>\$ 3,700,000</u>

Public Safety Department		Project Designation	FY2025
Refurbish Old Public Safety Building		PUBSF 26-01	\$ 3,000,000

Streets		Project Designation	FY2026
Joint WDSM Project-Ashworth Reconstruction		ROADS 21-08	\$ 175,941
Grand Prairie Pkwy/I-80 Interchange Repayment		ROADS 25-06	\$ 733,929
N Warrior Ln Little Walnut Creek Culvert		ROADS 25-04	\$ 100,000
SE LA Grant Pkwy/SE Esker Ridge Dr Traffic Signal		ROADS 26-03	\$ 150,000
Downtown Street Improvements		ROADS 26-05	\$ 1,000,000
NE Alice's Road Widening Phase 6		ROADS 26-02	\$ 15,120,000
Annual Pavement Marking Painting		ROADS ANN-03	\$ 100,000
Annual Kettlestone Street Light Reimb & Replacmnt		ROADS ANN-05	\$ 100,000
ADA Transition Plan Improvements		ROADS ANN-06	\$ 100,000
Annual Corridor Enhancements		ROADS ANN-07	\$ 150,000
Pavement Overlays-West Waukee		ROADS ANN-01	\$ 300,000
Annual Street Patching Projects		ROADS ANN-02	\$ 300,000
Annual Developer Lane Additions		ROADS ANN-04	\$ 350,000
Streets Total			<u>\$ 18,679,870</u>
Capital Projects Total			\$ 45,959,870

FY2027 CAPITAL PROJECT SUMMARY



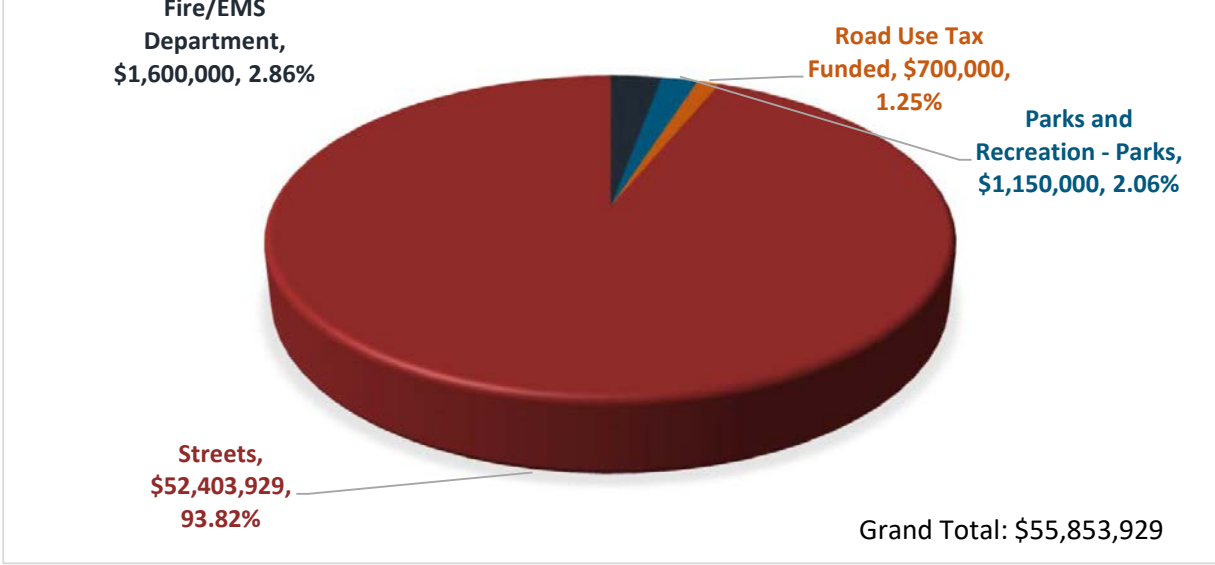
Parks and Recreation - Parks	Project Designation	FY2027
Windfield II Development Park	PARKS 22-02	\$ 500,000
Public Art Initiative	PARKSANN-01	\$ 150,000
Parks and Recreation - Parks Total		\$ 650,000

Road Use Funded	Project Designation	FY2027
Annual Pavement Marking Painting	ROADFUND 3	\$ 100,000
Annual Pavement Overlays	ROADFUND 1	\$ 300,000
Annual Street Patching Projects	ROADFUND 2	\$ 300,000
Road Use Funded Total		\$ 700,000

Streets	Project Designation	FY2027
Grand Prairie Pkwy/I-80 Interchange Repayment	ROADS 25-06	\$ 733,929
University Ave Extension Phase 1	ROADS 23-01	\$ 12,000,000
N Warrior Ln Little Walnut Creek Culvert	ROADS 25-04	\$ 6,150,000
NE Alice's Road Widening Phase 7	ROADS 27-01	\$ 5,050,000
Corene Acres Improvements Phase 1	ROADS 26-04	\$ 4,915,000
Annual Kettlestone Street Light Reimb & Replacmnt	ROADS ANN-05	\$ 100,000
ADA Transition Plan Improvements	ROADS ANN-06	\$ 100,000
Annual Corridor Enhancements	ROADS ANN-07	\$ 150,000
Annual Developer Lane Additions	ROADS ANN-04	\$ 350,000
Streets Total		\$ 29,548,929

Capital Projects Total	\$ 30,898,929
-------------------------------	----------------------

FY2028 CAPITAL PROJECT SUMMARY



Fire/EMS Department	Project Designation	FY2028
Ladder Truck	FIRE 28-01	\$ 1,600,000

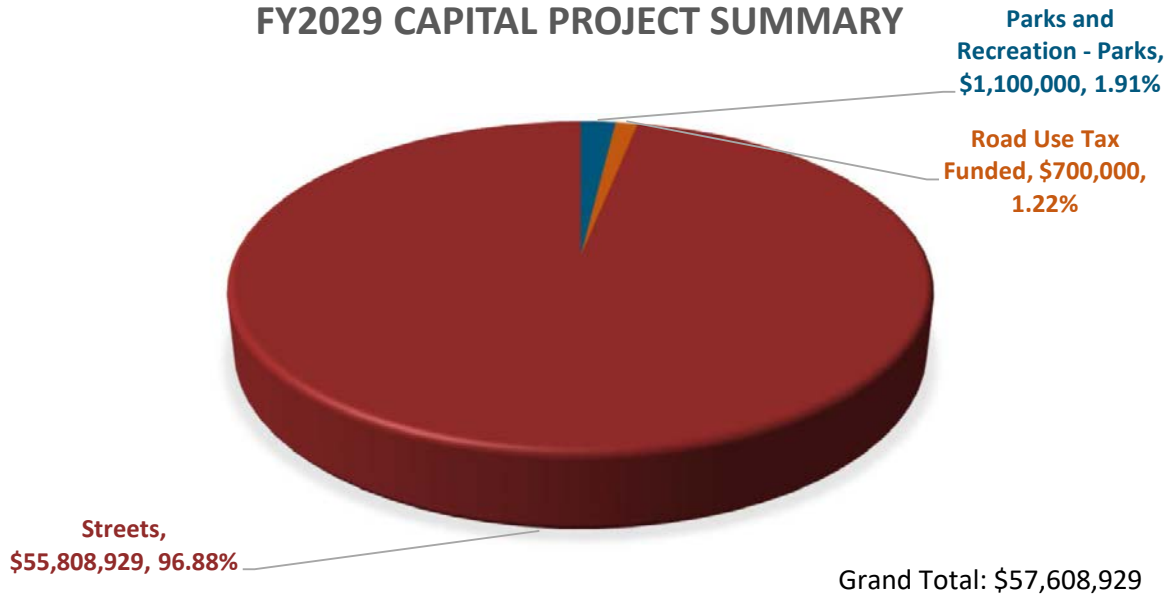
Parks and Recreation - Parks	Project Designation	FY2028
Centennial West Building	PARKS 21-02	\$ 1,000,000
Public Art Initiative	PARKSANN-01	\$ 150,000
Parks and Recreation - Parks Total		\$ 1,150,000

Road Use Funded	Project Designation	FY2028
Annual Pavement Marking Painting	ROADFUND 3	\$ 100,000
Annual Pavement Overlays	ROADFUND 1	\$ 300,000
Annual Street Patching Projects	ROADFUND 2	\$ 300,000
Road Use Funded Total		\$ 700,000

Streets	Project Designation	FY2028
Grand Prairie Pkwy/I-80 Interchange Repayment	ROADS 25-06	\$ 733,929
University Ave Extension Phase 1	ROADS 23-01	\$ 23,000,000
Corene Acres Improvements Phase 2	ROADS 27-03	\$ 3,700,000
NW 10th Street Improvements Phase 2	ROADS 25-02	\$ 11,750,000
SE Ashworth Rd Widening Phase 2	ROADS 27-02	\$ 12,520,000
Annual Kettlestone Street Light Reimb & Replacmnt	ROADS ANN-05	\$ 100,000
ADA Transition Plan Improvements	ROADS ANN-06	\$ 100,000
Annual Corridor Enhancements	ROADS ANN-07	\$ 150,000
Annual Developer Lane Additions	ROADS ANN-04	\$ 350,000
Streets Total		\$ 52,403,929

Capital Projects Total		\$ 55,853,929
-------------------------------	--	----------------------

FY2029 CAPITAL PROJECT SUMMARY



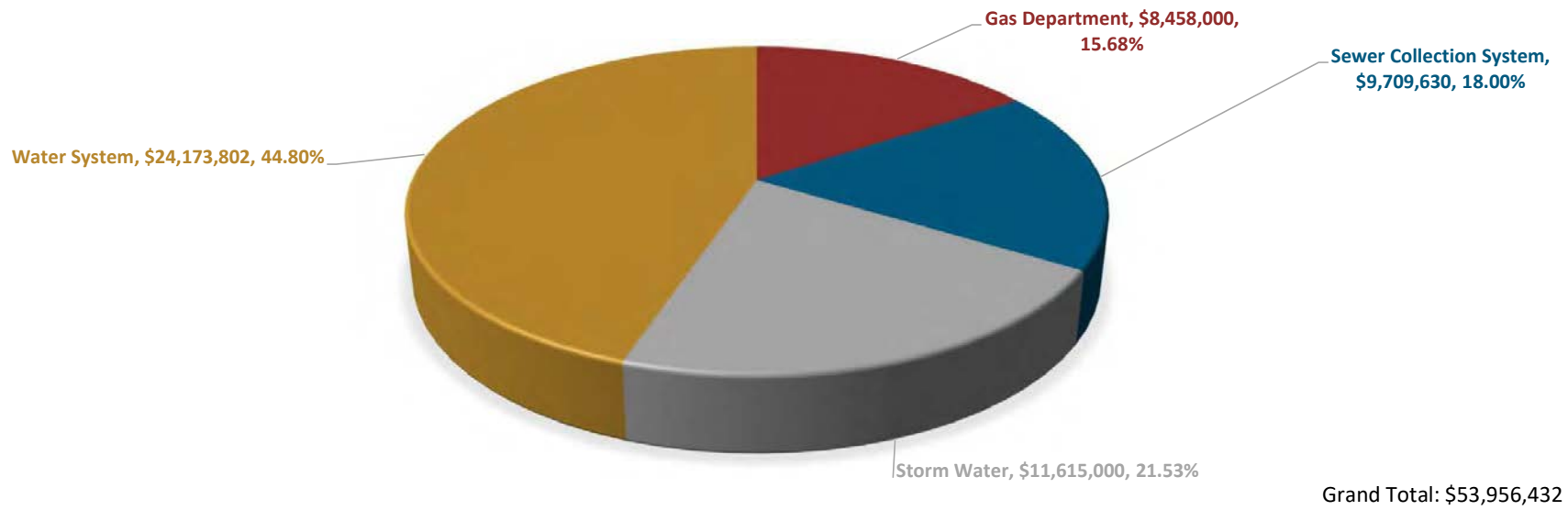
Parks and Recreation - Parks	Project Designation	FY2028
Stone Prairie Park	PARKS 29-01	\$ 950,000
Public Art Initiative	PARKSANN-01	\$ 150,000
Parks and Recreation - Parks Total		\$ 1,100,000

Road Use Funded	Project Designation	FY2029
Annual Pavement Marking Painting	ROADFUND 3	\$ 100,000
Annual Pavement Overlays	ROADFUND 1	\$ 300,000
Annual Street Patching Projects	ROADFUND 2	\$ 300,000
Road Use Funded Total		\$ 700,000

Streets	Project Designation	FY2029
Grand Prairie Pkwy/I-80 Interchange Repayment	ROADS 25-06	\$ 733,929
University Ave Extension Phase 1	ROADS 23-01	\$ 25,000,000
6th & 310th St Intersection Improvements	ROADS 29-01	\$ 2,200,000
Corene Acres Improvements Phase 3	ROADS 28-03	\$ 3,125,000
Warrior Ln Improvements Phase 3	ROADS 28-01	\$ 4,000,000
SE University Ave Widening	ROADS 25-05	\$ 8,500,000
SE Ashworth Rd Widening Phase 3	ROADS 28-02	\$ 11,550,000
Annual Kettlestone Street Light Reimb & Replacmnt	ROADS ANN-05	\$ 100,000
ADA Transition Plan Improvements	ROADS ANN-06	\$ 100,000
Annual Corridor Enhancements	ROADS ANN-07	\$ 150,000
Annual Developer Lane Additions	ROADS ANN-04	\$ 350,000
Streets Total		\$ 55,808,929

Capital Projects Total	\$ 57,608,929
-------------------------------	----------------------

ENTERPRISE FUND CAPITAL PROJECT SUMMARY FY2024-2029



Gas Department	Project Number	FY2024	FY2025	FY2026	FY2027	FY2028	FY2029	Total
TBS No 2 Rehabilitation Project	GAS 27-01	\$ 1,450,000	\$ -	\$ -	\$ -	\$ -	\$ -	\$ 1,450,000
DRS 12 Modification Project	GAS 25-05	\$ -	\$ 115,000	\$ -	\$ -	\$ -	\$ -	\$ 115,000
DRS 2 Rehabilitation Project	GAS 25-06	\$ -	\$ 150,000	\$ -	\$ -	\$ -	\$ -	\$ 150,000
8-inch Gas Main Project	GAS 26-03	\$ -	\$ -	\$ 235,000	\$ -	\$ -	\$ -	\$ 235,000
10-inch Gas Main Project - 2024	GAS 25-02	\$ -	\$ -	\$ -	\$ 650,000	\$ -	\$ -	\$ 650,000
8-inch Sectionalizing Valve	GAS 28-01	\$ -	\$ -	\$ -	\$ -	\$ 550,000	\$ -	\$ 550,000
DRS #11 Installation Project	GAS 29-01	\$ -	\$ -	\$ -	\$ -	\$ -	\$ 275,000	\$ 275,000
Gas Main and Service Rehabilitation	GAS ANN-01	\$ 80,000	\$ 80,000	\$ 80,000	\$ 80,000	\$ 80,000	\$ 80,000	\$ 480,000
Gas Main/Service Line Installation	GAS ANN-02	\$ 500,000	\$ 500,000	\$ 500,000	\$ 500,000	\$ 500,000	\$ 500,000	\$ 3,000,000
Annual 6-inch/4-inch Gas Main Installation	GAS ANN-03	\$ -	\$ 280,000	\$ 292,000	\$ 303,000	\$ 315,000	\$ 363,000	\$ 1,553,000
Gas Department Total		\$ 2,030,000	\$ 1,125,000	\$ 1,107,000	\$ 1,533,000	\$ 1,445,000	\$ 1,218,000	\$ 8,458,000

Sewer Collection System	Project Number	FY2024	FY2025	FY2026	FY2027	FY2028	FY2029	Total
Bluestem Trunk Sewer Phase 2	SEWER 25-01	\$ 1,810,000	\$ 200,000	\$ -	\$ -	\$ -	\$ -	\$ 2,010,000
Lift Station No. 4 Rehabilitation	SEWER 25-03	\$ -	\$ 678,500	\$ -	\$ -	\$ -	\$ -	\$ 678,500
Lift Station Number 6 Rehabilitation	SEWER 24-02	\$ -	\$ 759,000	\$ -	\$ -	\$ -	\$ -	\$ 759,000
West Area Trunk Sewer Phase 3	SEWER 25-04	\$ -	\$ 1,750,000	\$ -	\$ -	\$ -	\$ -	\$ 1,750,000
Corene Acres Improvements Phase 1 - Sewer	SEWER 26-02	\$ -	\$ -	\$ -	\$ 650,000	\$ -	\$ -	\$ 650,000
Corene Acres Improvements Phase 2 - Sewer	SEWER 27-01	\$ -	\$ -	\$ -	\$ -	\$ 450,000	\$ -	\$ 450,000
Little Walnut Creek Trunk Sewer Extension Phase 6	SEWER 28-01	\$ -	\$ -	\$ -	\$ -	\$ 2,850,000	\$ -	\$ 2,850,000
Inflow and Infiltration Project	SEWER ANN-01	\$ 22,130	\$ 180,000	\$ -	\$ 180,000	\$ -	\$ 180,000	\$ 562,130
Sewer Collection System Total		\$ 1,832,130	\$ 3,567,500	\$ -	\$ 830,000	\$ 3,300,000	\$ 180,000	\$ 9,709,630

Storm Water	Project Number	FY2024	FY2025	FY2026	FY2027	FY2028	FY2029	Total
NW Sunrise Dr Culvert Crossing	STORM 24-01	\$ 450,000	\$ -	\$ -	\$ -	\$ -	\$ -	\$ 450,000
Waukee Towne Center Pond	STORM 23-01	\$ 2,100,000	\$ -	\$ 400,000	\$ -	\$ -	\$ -	\$ 2,500,000
Little Walnut Creek Regional Stormwater Wetland	STORM 24-02	\$ 2,520,000	\$ -	\$ -	\$ -	\$ -	\$ -	\$ 2,520,000
Sugar Creek Watershed Improvements Phase 1	STORM 26-01	\$ -	\$ -	\$ -	\$ 1,475,000	\$ -	\$ -	\$ 1,475,000
Sugar Creek Watershed Improvements Phase 2	STORM 28-01	\$ -	\$ -	\$ -	\$ -	\$ 4,220,000	\$ -	\$ 4,220,000
Annual Storm Sewer Improvements - System wide	STORM ANN01	\$ 25,000	\$ 25,000	\$ 25,000	\$ 25,000	\$ 25,000	\$ 25,000	\$ 150,000
Biennial Storm Sewer Improvements	STORM BI-01	\$ -	\$ 100,000	\$ -	\$ 100,000	\$ -	\$ 100,000	\$ 300,000
Storm Water Total		\$ 5,095,000	\$ 125,000	\$ 425,000	\$ 1,600,000	\$ 4,245,000	\$ 125,000	\$ 11,615,000

Water System	Project Number	FY2024	FY2025	FY2026	FY2027	FY2028	FY2029	Total
ASR Well	WATER 21-02	\$ 100,000	\$ -	\$ -	\$ -	\$ -	\$ -	\$ 100,000
LP Moon Booster Station 4th Pump Addition	WATER 24-01	\$ 154,000	\$ -	\$ -	\$ -	\$ -	\$ -	\$ 154,000
LP Moon Chemical Feed System Modifications	WATER 24-02	\$ 275,000	\$ -	\$ -	\$ -	\$ -	\$ -	\$ 275,000
Xenia Facility Capacity Purchase	WATER 24-03	\$ 350,000	\$ -	\$ -	\$ -	\$ -	\$ -	\$ 350,000
Elevated Water Storage Tank	WATER 29-01	\$ 8,000,000	\$ 1,350,000	\$ -	\$ -	\$ -	\$ -	\$ 9,350,000
CIWW Initial Start Up & Saylorville Expansion	WATER 25-02	\$ -	\$ 70,400	\$ 8,764,402	\$ -	\$ -	\$ -	\$ 8,834,802
Transite Water Main Replacement Phase 4	WATER 25-01	\$ -	\$ 1,000,000	\$ -	\$ -	\$ -	\$ -	\$ 1,000,000
Boone Drive Booster Station Rehabilitation	WATER 26-03	\$ -	\$ -	\$ 600,000	\$ -	\$ -	\$ -	\$ 600,000
Little Walnut Creek Dr Watermain Improvements	WATER 26-01	\$ -	\$ -	\$ 710,000	\$ -	\$ -	\$ -	\$ 710,000
Sugar Creek Ln Water Main Improvements	WATER 28-01	\$ -	\$ -	\$ -	\$ 475,000	\$ -	\$ -	\$ 475,000
Corene Acres Improvements Phase 1 - Water	WATER 26-02	\$ -	\$ -	\$ -	\$ 850,000	\$ -	\$ -	\$ 850,000
Corene Acres Improvements Phase 2 - Water	WATER 27-01	\$ -	\$ -	\$ -	\$ -	\$ 625,000	\$ -	\$ 625,000
Corene Acres Improvements Phase 3 - Water	WATER 28-02	\$ -	\$ -	\$ -	\$ -	\$ -	\$ 400,000	\$ 400,000
Annual Water Main Improvements Program	WATER ANN-01	\$ 75,000	\$ 75,000	\$ 75,000	\$ 75,000	\$ 75,000	\$ 75,000	\$ 450,000
Water System Total		\$ 8,954,000	\$ 2,495,400	\$ 10,149,402	\$ 1,400,000	\$ 700,000	\$ 475,000	\$ 24,173,802

ENTERPRISE FUND CAPITAL PROJECT TOTAL		\$17,911,130	\$ 7,312,900	\$ 11,681,402	\$ 5,363,000	\$ 9,690,000	\$ 1,998,000	\$ 53,956,432
--	--	---------------------	---------------------	----------------------	---------------------	---------------------	---------------------	----------------------

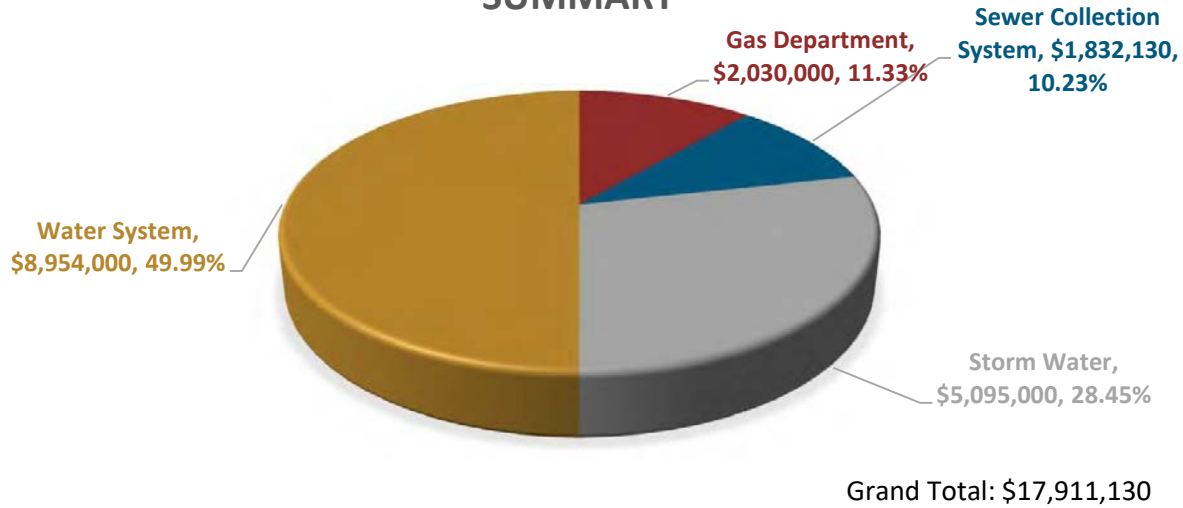
Corene Acres Improvements Phase 1 - Sewer	SEWER 26-02	\$ -	\$ -	\$ -	\$ 650,000	\$ -	\$ -	\$ 650,000
Corene Acres Improvements Phase 2 - Sewer	SEWER 27-01	\$ -	\$ -	\$ -	\$ -	\$ 450,000	\$ -	\$ 450,000
Little Walnut Creek Trunk Sewer Extension Phase 6	SEWER 28-01	\$ -	\$ -	\$ -	\$ -	\$ 2,850,000	\$ -	\$ 2,850,000
Inflow and Infiltration Project	SEWER ANN-01	\$ 22,130	\$ 180,000	\$ -	\$ 180,000	\$ -	\$ 180,000	\$ 562,130
Sewer Collection System Total		\$ 1,832,130	\$ 3,567,500	\$ -	\$ 830,000	\$ 3,300,000	\$ 180,000	\$ 9,709,630

Storm Water	Project Number	FY2024	FY2025	FY2026	FY2027	FY2028	FY2029	Total
NW Sunrise Dr Culvert Crossing	STORM 24-01	\$ 450,000	\$ -	\$ -	\$ -	\$ -	\$ -	\$ 450,000
Waukee Towne Center Pond	STORM 23-01	\$ 2,100,000	\$ -	\$ 400,000	\$ -	\$ -	\$ -	\$ 2,500,000
Little Walnut Creek Regional Stormwater Wetland	STORM 24-02	\$ 2,520,000	\$ -	\$ -	\$ -	\$ -	\$ -	\$ 2,520,000
Sugar Creek Watershed Improvements Phase 1	STORM 26-01	\$ -	\$ -	\$ -	\$ 1,475,000	\$ -	\$ -	\$ 1,475,000
Sugar Creek Watershed Improvements Phase 2	STORM 28-01	\$ -	\$ -	\$ -	\$ -	\$ 4,220,000	\$ -	\$ 4,220,000
Annual Storm Sewer Improvements - System wide	STORM ANN01	\$ 25,000	\$ 25,000	\$ 25,000	\$ 25,000	\$ 25,000	\$ 25,000	\$ 150,000
Biennial Storm Sewer Improvements	STORM BI-01	\$ -	\$ 100,000	\$ -	\$ 100,000	\$ -	\$ 100,000	\$ 300,000
Storm Water Total		\$ 5,095,000	\$ 125,000	\$ 425,000	\$ 1,600,000	\$ 4,245,000	\$ 125,000	\$ 11,615,000

Water System	Project Number	FY2024	FY2025	FY2026	FY2027	FY2028	FY2029	Total
ASR Well	WATER 21-02	\$ 100,000	\$ -	\$ -	\$ -	\$ -	\$ -	\$ 100,000
LP Moon Booster Station 4th Pump Addition	WATER 24-01	\$ 154,000	\$ -	\$ -	\$ -	\$ -	\$ -	\$ 154,000
LP Moon Chemical Feed System Modifications	WATER 24-02	\$ 275,000	\$ -	\$ -	\$ -	\$ -	\$ -	\$ 275,000
Xenia Facility Capacity Purchase	WATER 24-03	\$ 350,000	\$ -	\$ -	\$ -	\$ -	\$ -	\$ 350,000
Elevated Water Storage Tank	WATER 29-01	\$ 8,000,000	\$ 1,350,000	\$ -	\$ -	\$ -	\$ -	\$ 9,350,000
CIWW Initial Start Up & Saylorville Expansion	WATER 25-02	\$ -	\$ 70,400	\$ 8,764,402	\$ -	\$ -	\$ -	\$ 8,834,802
Transite Water Main Replacement Phase 4	WATER 25-01	\$ -	\$ 1,000,000	\$ -	\$ -	\$ -	\$ -	\$ 1,000,000
Boone Drive Booster Station Rehabilitation	WATER 26-03	\$ -	\$ -	\$ 600,000	\$ -	\$ -	\$ -	\$ 600,000
Little Walnut Creek Dr Watermain Improvements	WATER 26-01	\$ -	\$ -	\$ 710,000	\$ -	\$ -	\$ -	\$ 710,000
Sugar Creek Ln Water Main Improvements	WATER 28-01	\$ -	\$ -	\$ -	\$ 475,000	\$ -	\$ -	\$ 475,000
Corene Acres Improvements Phase 1 - Water	WATER 26-02	\$ -	\$ -	\$ -	\$ 850,000	\$ -	\$ -	\$ 850,000
Corene Acres Improvements Phase 2 - Water	WATER 27-01	\$ -	\$ -	\$ -	\$ -	\$ 625,000	\$ -	\$ 625,000
Corene Acres Improvements Phase 3 - Water	WATER 28-02	\$ -	\$ -	\$ -	\$ -	\$ -	\$ 400,000	\$ 400,000
Annual Water Main Improvements Program	WATER ANN-01	\$ 75,000	\$ 75,000	\$ 75,000	\$ 75,000	\$ 75,000	\$ 75,000	\$ 450,000
Water System Total		\$ 8,954,000	\$ 2,495,400	\$ 10,149,402	\$ 1,400,000	\$ 700,000	\$ 475,000	\$ 24,173,802

ENTERPRISE FUND CAPITAL PROJECT TOTAL		\$17,911,130	\$7,312,900	\$11,681,402	\$5,363,000	\$9,690,000	\$1,998,000	\$53,956,432
--	--	---------------------	--------------------	---------------------	--------------------	--------------------	--------------------	---------------------

FY2024 ENTERPRISE FUND CAPITAL PROJECT SUMMARY



Gas Department	Project Designation	FY2024
TBS No 2 Rehabilitation Project	GAS 27-01	\$ 1,450,000
Gas Main and Service Rehabilitation	GAS ANN-01	\$ 80,000
Gas Main/Service Line Installation	GAS ANN-02	\$ 500,000
Gas Department Total		\$ 2,030,000

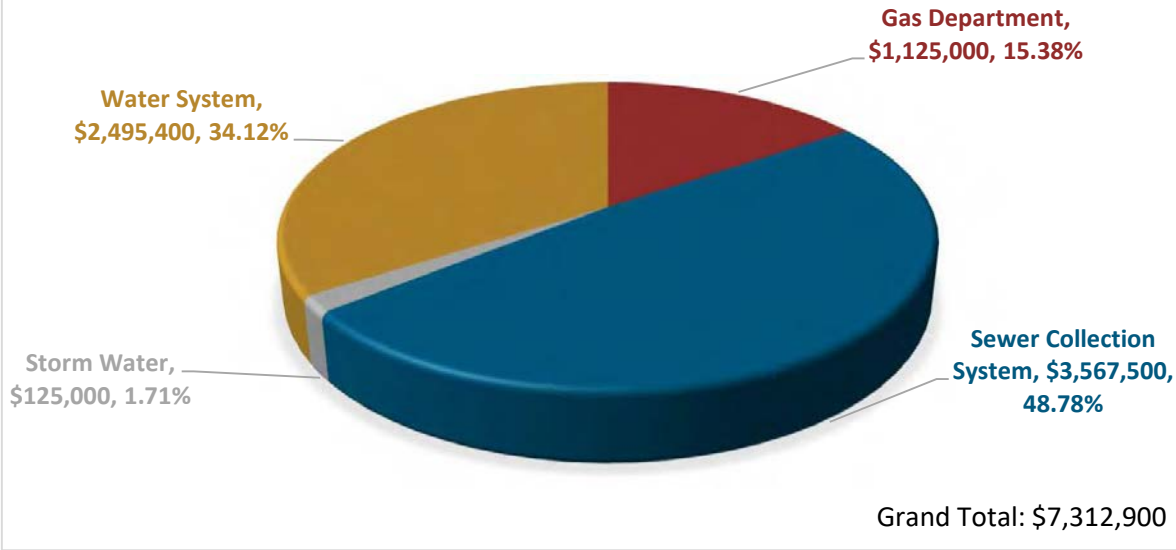
Sewer Collection System	Project Designation	FY2024
Bluestem Trunk Sewer Phase 2	SEWER 25-01	\$ 1,810,000
Inflow and Infiltration Project	SEWER ANN-01	\$ 22,130
Sewer Collection System Total		\$ 1,832,130

Storm Water	Project Designation	FY2024
NW Sunrise Dr Culvert Crossing	STORM 24-01	\$ 450,000
Waukee Towne Center Pond	STORM 23-01	\$ 2,100,000
Little Walnut Creek Regional Stormwater Wetland	STORM 24-02	\$ 2,520,000
Annual Storm Sewer Improvements - System wide	STORM ANN01	\$ 25,000
Storm Water Total		\$ 5,095,000

Water System	Project Designation	FY2024
ASR Well	WATER 21-02	\$ 100,000
LP Moon Booster Station 4th Pump Addition	WATER 24-01	\$ 154,000
LP Moon Chemical Feed System Modifications	WATER 24-02	\$ 275,000
Xenia Facility Capacity Purchase	WATER 24-03	\$ 350,000
Elevated Water Storage Tank	WATER 29-01	\$ 8,000,000
Annual Water Main Improvements Program	WATER ANN-01	\$ 75,000
Water System Total		\$ 8,954,000

Enterprise Fund Capital Project Total	\$ 17,911,130
--	----------------------

FY2025 ENTERPRISE FUND CAPITAL PROJECT SUMMARY



Gas Department	Project Designation	FY2025
DRS 12 Modification Project	GAS 25-05	\$ 115,000
DRS 2 Rehabilitation Project	GAS 25-06	\$ 150,000
Gas Main and Service Rehabilitation	GAS ANN-01	\$ 80,000
Gas Main/Service Line Installation	GAS ANN-02	\$ 500,000
Annual 6-inch/4-inch Gas Main Installation	GAS ANN-03	\$ 280,000
Gas Department Total		\$ 1,125,000

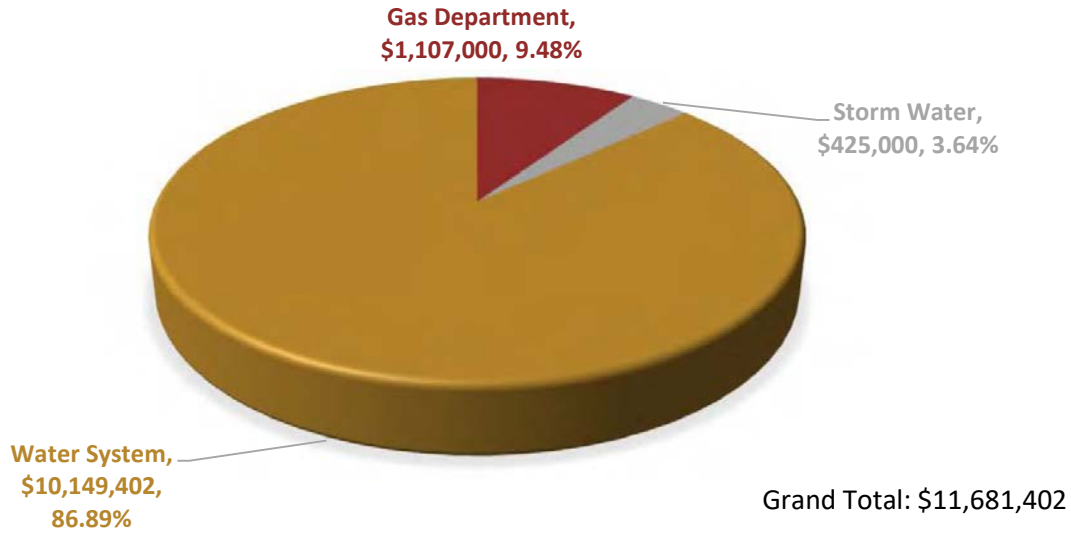
Sewer Collection System	Project Designation	FY2025
Bluestem Trunk Sewer Phase 2	SEWER 25-01	\$ 200,000
Lift Station No. 4 Rehabilitation	SEWER 25-03	\$ 678,500
Lift Station Number 6 Rehabilitation	SEWER 24-02	\$ 759,000
West Area Trunk Sewer Phase 3	SEWER 25-04	\$ 1,750,000
Inflow and Infiltration Project	SEWER ANN-01	\$ 180,000
Sewer Collection System Total		\$ 3,567,500

Storm Water	Project Designation	FY2025
Annual Storm Sewer Improvements - System wide	STORM ANN01	\$ 25,000
Biennial Storm Sewer Improvements	STORM BI-01	\$ 100,000
Storm Water Total		\$ 125,000

Water System	Project Designation	FY2025
Elevated Water Storage Tank	WATER 29-01	\$ 1,350,000
CIWW Initial Start Up & Saylorville Expansion	WATER 25-02	\$ 70,400
Transite Water Main Replacement Phase 4	WATER 25-01	\$ 1,000,000
Annual Water Main Improvements Program	WATER ANN-01	\$ 75,000
Water System Total		\$ 2,495,400

Enterprise Fund Capital Project Total	\$ 7,312,900
--	---------------------

FY2026 ENTERPRISE FUND CAPITAL PROJECT SUMMARY



Gas Department	Project Designation	FY2026
8-inch Gas Main Project	GAS 26-03	\$ 235,000
Gas Main and Service Rehabilitation	GAS ANN-01	\$ 80,000
Gas Main/Service Line Installation	GAS ANN-02	\$ 500,000
Annual 6-inch/4-inch Gas Main Installation	GAS ANN-03	\$ 292,000
Gas Department Total		\$ 1,107,000

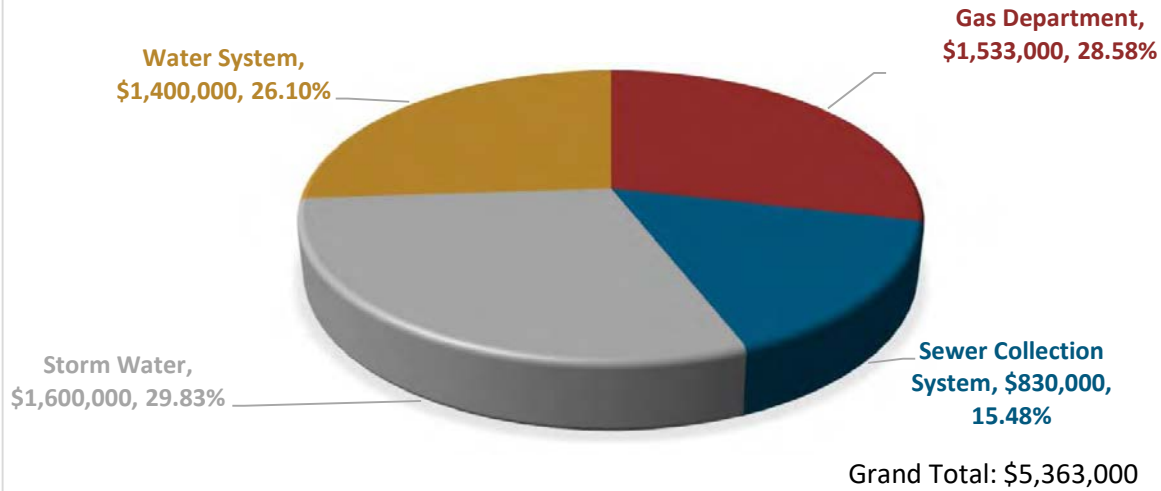
Sewer Collection System	Project Designation	FY2026

Storm Water	Project Designation	FY2026
Waukee Towne Center Pond	STORM 23-01	\$ 400,000
Annual Storm Sewer Improvements - System wide	STORM ANN01	\$ 25,000
Storm Water Total		\$ 425,000

Water System	Project Designation	FY2026
CIWW Initial Start Up & Saylorville Expansion	WATER 25-02	\$ 8,764,402
Boone Drive Booster Station Rehabilitation	WATER 26-03	\$ 600,000
Little Walnut Creek Dr Watermain Improvements	WATER 26-01	\$ 710,000
Annual Water Main Improvements Program	WATER ANN-01	\$ 75,000
Water System Total		\$ 10,149,402

Enterprise Fund Capital Project Total	\$ 11,681,402
--	----------------------

FY2027 ENTERPRISE FUND CAPITAL PROJECT SUMMARY



Gas Department	Project Designation	FY2027
10-inch Gas Main Project - 2024	GAS 25-02	\$ 650,000
Gas Main and Service Rehabilitation	GAS ANN-01	\$ 80,000
Gas Main/Service Line Installation	GAS ANN-02	\$ 500,000
Annual 6-inch/4-inch Gas Main Installation	GAS ANN-03	\$ 303,000
Gas Department Total		\$ 1,533,000

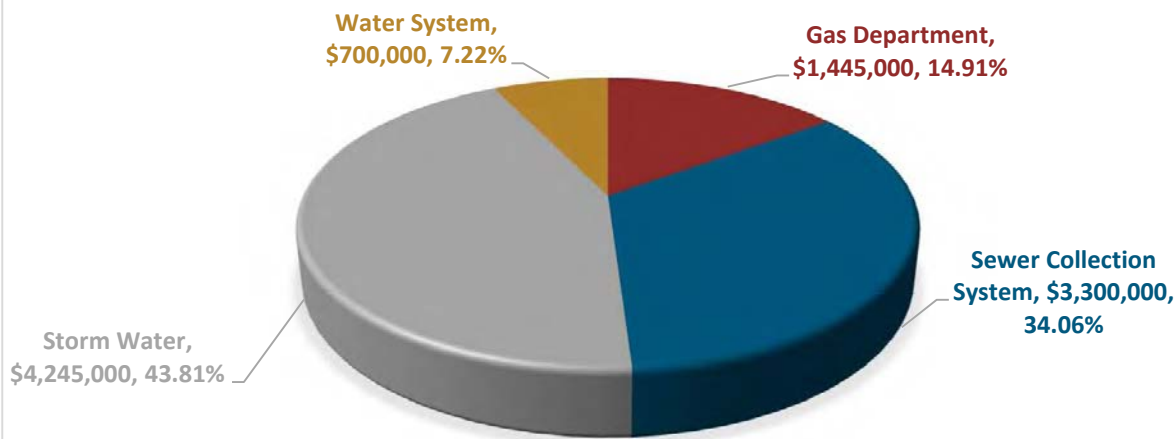
Sewer Collection System	Project Designation	FY2027
Corene Acres Improvements Phase 1 - Sewer	SEWER 26-02	\$ 650,000
Inflow and Infiltration Project	SEWER ANN-01	\$ 180,000
Sewer Collection System Total		\$ 830,000

Storm Water	Project Designation	FY2027
Sugar Creek Watershed Improvements Phase 1	STORM 26-01	\$ 1,475,000
Annual Storm Sewer Improvements - System wide	STORM ANN01	\$ 25,000
Biennial Storm Sewer Improvements	STORM BI-01	\$ 100,000
Storm Water Total		\$ 1,600,000

Water System	Project Designation	FY2027
Sugar Creek Ln Water Main Improvements	WATER 28-01	\$ 475,000
Corene Acres Improvements Phase 1 - Water	WATER 26-02	\$ 850,000
Annual Water Main Improvements Program	WATER ANN-01	\$ 75,000
Water System Total		\$ 1,400,000

Enterprise Fund Capital Project Total	\$ 5,363,000
--	---------------------

FY2028 ENTERPRISE FUND CAPITAL PROJECT SUMMARY



Grand Total: \$9,690,000

Gas Department	Project Designation	FY2028
8-inch Sectionalizing Valve	GAS 28-01	\$ 550,000
Gas Main and Service Rehabilitation	GAS ANN-01	\$ 80,000
Gas Main/Service Line Installation	GAS ANN-02	\$ 500,000
Annual 6-inch/4-inch Gas Main Installation	GAS ANN-03	\$ 315,000
Gas Department Total		\$ 1,445,000

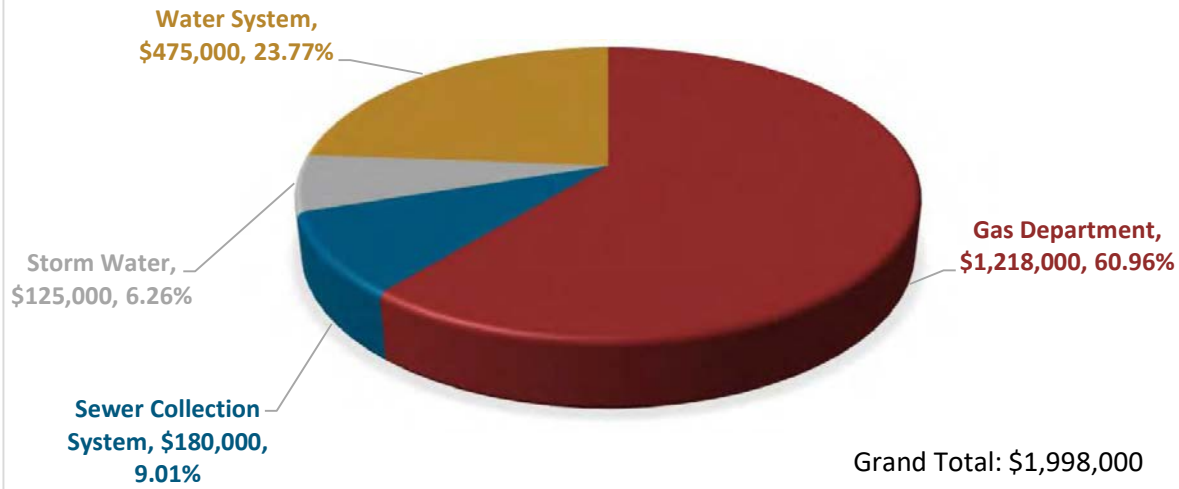
Sewer Collection System	Project Designation	FY2028
Corene Acres Improvements Phase 2 - Sewer	SEWER 27-01	\$ 450,000
Little Walnut Creek Trunk Sewer Extension Phase 6	SEWER 28-01	\$ 2,850,000
Sewer Collection System Total		\$ 3,300,000

Storm Water	Project Designation	FY2028
Sugar Creek Watershed Improvements Phase 2	STORM 28-01	\$ 4,220,000
Annual Storm Sewer Improvements - System wide	STORM ANN01	\$ 25,000
Storm Water Total		\$ 4,245,000

Water System	Project Designation	FY2028
Corene Acres Improvements Phase 2 - Water	WATER 27-01	\$ 625,000
Annual Water Main Improvements Program	WATER ANN-01	\$ 75,000
Water System Total		\$ 700,000

Enterprise Fund Capital Project Total	\$ 9,690,000
--	---------------------

FY2029 ENTERPRISE FUND CAPITAL PROJECT SUMMARY



Gas Department		Project Designation	FY2029
DRS #11 Installation Project		GAS 29-01	\$ 275,000
Gas Main and Service Rehabilitation		GAS ANN-01	\$ 80,000
Gas Main/Service Line Installation		GAS ANN-02	\$ 500,000
Annual 6-inch/4-inch Gas Main Installation		GAS ANN-03	\$ 363,000
Gas Department Total			\$ 1,218,000
Sewer Collection System		Project Designation	FY2029
Inflow and Infiltration Project		SEWER ANN-01	\$ 180,000
Sewer Collection System Total			\$ 180,000
Storm Water		Project Designation	FY2029
Annual Storm Sewer Improvements - System wide		STORM ANN01	\$ 25,000
Biennial Storm Sewer Improvements		STORM BI-01	\$ 100,000
Storm Water Total			\$ 125,000
Water System		Project Designation	FY2029
Corene Acres Improvements Phase 3 - Water		WATER 28-02	\$ 400,000
Annual Water Main Improvements Program		WATER ANN-01	\$ 75,000
Water System Total			\$ 475,000
Enterprise Fund Capital Project Total			\$ 1,998,000

2025-2029

**Project
Funding**



Waukee

THE KEY TO GOOD LIVING

March 2024 - CIP Funding Strategy

	FY2024	FY2025	FY2026	FY2027	FY2028	FY2029	Total
City of Clive Contribution	\$ 300,000		\$ 7,560,000	\$ 2,525,000			\$ 10,385,000
Dallas County Contribution		\$ 960,000					\$ 960,000
Debt Service - IDOT payments		\$ 733,929					\$ 733,929
Federal funding earmark				\$ 650,000			\$ 650,000
G.O. Bond Proceeds	\$ 8,000,000	\$ -	\$ 5,200,000	\$ 5,200,000			\$ 18,400,000
LOST - Bond		\$ 11,365,000					\$ 11,365,000
LOST - Cash On Hand	\$ 1,000,000	\$ 7,686,000					\$ 8,686,000
PIF - Cash on Hand		\$ 150,000	\$ 150,000	\$ 150,000	\$ 150,000	\$ 150,000	\$ 750,000
Road Use Tax	\$ 700,000	\$ 700,000	\$ 700,000	\$ 700,000	\$ 700,000	\$ 700,000	\$ 4,200,000
TIF Borrowing	\$ 38,000,000	\$ 14,375,000					\$ 52,375,000
	\$ 48,000,000	\$ 35,969,929	\$ 13,610,000	\$ 9,225,000	\$ 850,000	\$ 850,000	\$ 108,504,929

PROJECTS

Fire/EMS							
2025	Fire Engine (FIRE 26-01)		\$ 900,000				\$ 900,000
2026	Ambulance (FIRE 26-02)		\$ 430,000				\$ 430,000
2028	Ladder Truck (FIRE 28-01)				\$ 1,600,000		\$ 1,600,000
Parks							
2025	Ridge Point Park Pavement Replacement (PARKS 25-01)		\$ 165,000				\$ 165,000
2025	Centennial Park, Volleyball Court - Asphalt Repair (PARKS 25-		\$ 175,000				\$ 175,000
2025	Centennial Playground Equipment (PARKS 25-03)		\$ 650,000				\$ 650,000
2025	Spring Crest Park (PARKS 24-01)		\$ 2,000,000				\$ 2,000,000
2025	Painted Woods West Park (PARKS 24-02)		\$ 3,000,000				\$ 3,000,000
2027	Windfield II Development Park (PARKS 22-02)			\$ 500,000			\$ 500,000
2028	Centennial West Building (PARKS 21-02)				\$ 1,000,000		\$ 1,000,000
2029	Stone Prairie Park (PARKS 29-01)					\$ 950,000	\$ 950,000
Annual	Public Art Initiative (PARKSANN-01)	\$ 150,000	\$ 150,000	\$ 150,000	\$ 150,000	\$ 150,000	\$ 750,000
Public Safety							
2024-25	Public Safety Building (PUBSF 24-01)	\$ 30,000,000	\$ 13,500,000				\$ 43,500,000
Road Use Funded							
Annual	Annual Pavement Marking Painting (ROADFUND 3)	\$ 100,000	\$ 100,000	\$ 100,000	\$ 100,000	\$ 100,000	\$ 600,000
Annual	Annual Pavement Overlays (ROADFUND 1)	\$ 300,000	\$ 300,000	\$ 300,000	\$ 300,000	\$ 300,000	\$ 1,800,000
Annual	Annual Street Patching Projects (ROADFUND 2)	\$ 300,000	\$ 300,000	\$ 300,000	\$ 300,000	\$ 300,000	\$ 1,800,000
Trails							
2024-25	Prairie Rose Greenway (TRAILS 24-01)	\$ 1,000,000	\$ 551,000				\$ 1,551,000
2026	Kettlestone Greenway Phase 3 (TRAILS 25-01)			\$ 1,200,000			\$ 1,200,000
2026	Hickman Rd/Warrior Ln Pedestrian Underpass (TRAILS 26-01)			\$ 2,500,000			\$ 2,500,000

	FY2024	FY2025	FY2026	FY2027	FY2028	FY2029	Total	
Streets								
2024-2026	Joint WDSM Project-Ashworth Reconstruction (ROADS 21-08)	\$ 175,941	\$ 175,941	\$ 175,941			\$ 527,823	
2024	SE Archer Ave Extension (ROADS 24-01)	\$ 350,000					\$ 350,000	
2024-25	Waukee Safe Routes to Schools Improvements (ROADS 23-02)	\$ 520,000	\$ 200,000				\$ 720,000	
2024	Ute Ave Overlay (ROADS 24-03)	\$ 600,000					\$ 600,000	
2024	Hickman/161st Traffic Signal (ROADS 24-02)	\$ 650,000					\$ 650,000	
2024	T Avenue Improvements (ROADS 25-01)	\$ 9,008,056					\$ 9,008,056	
2025	U Place Culvert Replacement (ROADS 24-11)		\$ 205,000				\$ 205,000	
2025-34	Grand Prairie Pkwy/I-80 Interchange Repayment (ROADS 25-06)		\$ 733,929	\$ 733,929	\$ 733,929	\$ 733,929	\$ 3,669,645	
2025	11th and 17th Street Culverts (ROADS 25-08)		\$ 1,155,000				\$ 1,155,000	
2025	NW 10th St Overlay (ROADS 25-07)		\$ 1,860,000				\$ 1,860,000	
2025	University Ave Extension Phase 1 (ROADS 23-01)		\$ 17,000,000				\$ 17,000,000	
2026	NE Alice's Road Widening Phase 6 (ROADS 26-02)		\$ 7,560,000				\$ 7,560,000	
2027	NE Alice's Road Widening Phase 7 (ROADS 27-01)			\$ 3,175,000			\$ 3,175,000	
Annual	ADA Transition Plan Improvements (ROADS ANN-06)	\$ 100,000	\$ 100,000	\$ 100,000	\$ 100,000	\$ 100,000	\$ 600,000	
Annual	Annual Kettlestone Street Light Reimb & Replacmnt (ROADS ANN-05)	\$ 100,000	\$ 100,000	\$ 100,000	\$ 100,000	\$ 100,000	\$ 600,000	
Annual	Annual Corridor Enhancements (ROADS ANN-07)	\$ 150,000	\$ 150,000	\$ 150,000	\$ 150,000	\$ 150,000	\$ 900,000	
Annual	Annual Developer Lane Additions (ROADS ANN-04)	\$ 500,000	\$ 350,000	\$ 350,000	\$ 350,000	\$ 350,000	\$ 2,250,000	
Total Funded Projects		\$ 43,853,997	\$ 43,820,870	\$ 14,149,870	\$ 5,958,929	\$ 4,883,929	\$ 3,233,929	\$ 115,901,524

Unfunded Future Projects:

Streets	SE LA Grant Pkwy/SE Esker Ridge Dr Traffic Signal (ROADS 26-03)	\$ 150,000	FY2026	Streets	6th & 310th St Intersection Improvements (ROADS 29-01)	FY2029	\$ 2,200,000
Streets	Downtown Street Improvements (ROADS 26-05)	\$ 1,000,000	FY2026	Streets	Corene Acres Improvements Phase 3 (ROADS 28-03)	FY2029	\$ 3,125,000
Public Safety	Refurbish Old Public Safety Building (PUBSF 26-01)	\$ 3,000,000	FY2026	Streets	Warrior Ln Improvements Phase 3 (ROADS 28-01)	FY2029	\$ 4,000,000
Streets	NE Alice's Road Widening Phase 6 (ROADS 26-02)	\$ 7,560,000	FY2026	Streets	SE University Ave Widening (ROADS 25-05)	FY2029	\$ 8,500,000
Parks	Aquatic Center (PARKS 28-01)	\$ 20,000,000	FY2026	Streets	SE Ashworth Rd Widening Phase 3 (ROADS 28-02)	FY2029	\$ 11,550,000
Streets	N Warrior Ln Little Walnut Creek Culvert (ROADS 25-04)	\$ 6,250,000	FY2026-27	Total Unfunded Projects			\$ 162,095,000
Streets	NE Alice's Road Widening Phase 7 (ROADS 27-01)	\$ 1,875,000	FY2027				
Streets	Corene Acres Improvements Phase 1 (ROADS 26-04)	\$ 4,915,000	FY2027				
Streets	University Ave Extension Phase 1 (ROADS 23-01)	\$ 60,000,000	FY2027-29				
Streets	Corene Acres Improvements Phase 2 (ROADS 27-03)	\$ 3,700,000	FY2028				
Streets	NW 10th Street Improvements Phase 2 (ROADS 25-02)	\$ 11,750,000	FY2028				
Streets	SE Ashworth Rd Widening Phase 2 (ROADS 27-02)	\$ 12,520,000	FY2028				

March 2024 - CIP Funding Strategy

	FY2024	FY2025	FY2026	FY2027	FY2028	FY2029	Total
City of Clive Contribution	\$ 300,000		\$ 7,560,000	\$ 2,525,000			\$ 10,385,000
Dallas County Contribution		\$ 960,000					\$ 960,000
Debt Service - IDOT payments		\$ 733,929					\$ 733,929
Federal funding earmark				\$ 650,000			\$ 650,000
G.O. Bond Proceeds	\$ 8,000,000	\$ -	\$ 5,200,000	\$ 5,200,000			\$ 18,400,000
LOST - Bond		\$ 11,365,000					\$ 11,365,000
LOST - Cash On Hand	\$ 1,000,000	\$ 7,686,000					\$ 8,686,000
PIF - Cash on Hand		\$ 150,000	\$ 150,000	\$ 150,000	\$ 150,000	\$ 150,000	\$ 750,000
Road Use Tax	\$ 700,000	\$ 700,000	\$ 700,000	\$ 700,000	\$ 700,000	\$ 700,000	\$ 4,200,000
TIF Borrowing	\$ 38,000,000	\$ 14,375,000					\$ 52,375,000
	\$ 48,000,000	\$ 35,969,929	\$ 13,610,000	\$ 9,225,000	\$ 850,000	\$ 850,000	\$ 108,504,929

PROJECTS

Fire/EMS

2025	Fire Engine (FIRE 26-01)		\$ 900,000				\$ 900,000
2026	Ambulance (FIRE 26-02)			\$ 430,000			\$ 430,000
2028	Ladder Truck (FIRE 28-01)				\$ 1,600,000		\$ 1,600,000

Parks

2025	Ridge Point Park Pavement Replacement (PARKS 25-01)		\$ 165,000				\$ 165,000
2025	Centennial Park, Volleyball Court - Asphalt Repair (PARKS 25-		\$ 175,000				\$ 175,000
2025	Centennial Playground Equipment (PARKS 25-03)		\$ 650,000				\$ 650,000
2025	Spring Crest Park (PARKS 24-01)		\$ 2,000,000				\$ 2,000,000
2025	Painted Woods West Park (PARKS 24-02)		\$ 3,000,000				\$ 3,000,000
2027	Windfield II Development Park (PARKS 22-02)			\$ 500,000			\$ 500,000
2028	Centennial West Building (PARKS 21-02)				\$ 1,000,000		\$ 1,000,000
2029	Stone Prairie Park (PARKS 29-01)					\$ 950,000	\$ 950,000
Annual	Public Art Initiative (PARKSANN-01)		\$ 150,000	\$ 150,000	\$ 150,000	\$ 150,000	\$ 750,000

Public Safety

2024-25	Public Safety Building (PUBSF 24-01)	\$ 30,000,000	\$ 13,500,000				\$ 43,500,000
---------	--------------------------------------	---------------	---------------	--	--	--	---------------

Road Use Funded

Annual	Annual Pavement Marking Painting (ROADFUND 3)	\$ 100,000	\$ 100,000	\$ 100,000	\$ 100,000	\$ 100,000	\$ 100,000	\$ 600,000
Annual	Annual Pavement Overlays (ROADFUND 1)	\$ 300,000	\$ 300,000	\$ 300,000	\$ 300,000	\$ 300,000	\$ 300,000	\$ 1,800,000
Annual	Annual Street Patching Projects (ROADFUND 2)	\$ 300,000	\$ 300,000	\$ 300,000	\$ 300,000	\$ 300,000	\$ 300,000	\$ 1,800,000

Trails

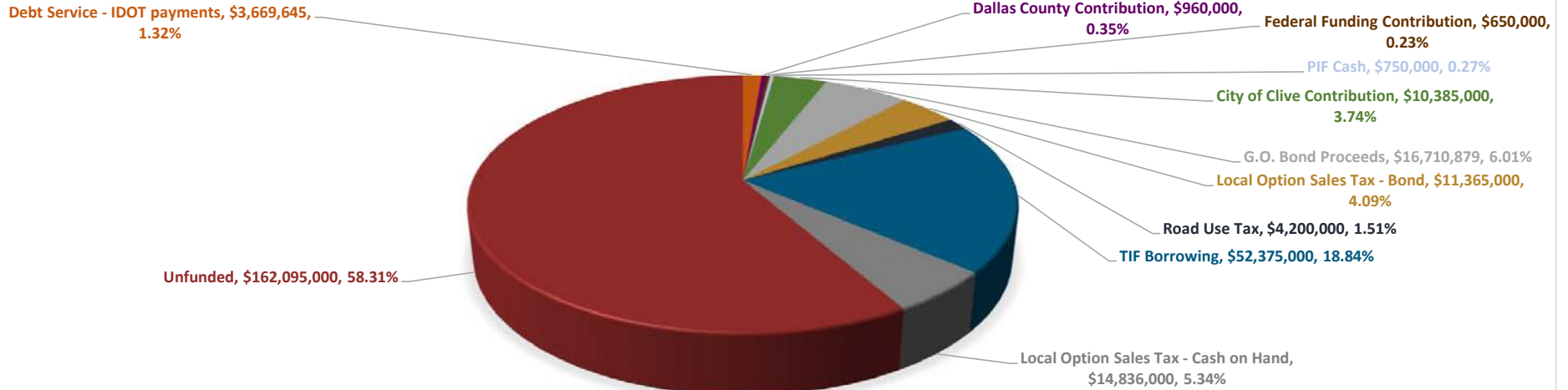
2024-25	Prairie Rose Greenway (TRAILS 24-01)	\$ 1,000,000	\$ 551,000					\$ 1,551,000
2026	Kettlestone Greenway Phase 3 (TRAILS 25-01)			\$ 1,200,000				\$ 1,200,000
2026	Hickman Rd/Warrior Ln Pedestrian Underpass (TRAILS 26-01)			\$ 2,500,000				\$ 2,500,000

		FY2024	FY2025	FY2026	FY2027	FY2028	FY2029	Total
Streets								
2024-2026	Joint WDSM Project-Ashworth Reconstruction (ROADS 21-08)	\$ 175,941	\$ 175,941	\$ 175,941				\$ 527,823
2024	SE Archer Ave Extension (ROADS 24-01)	\$ 350,000						\$ 350,000
2024-25	Waukee Safe Routes to Schools Improvements (ROADS 23-02)	\$ 520,000	\$ 200,000					\$ 720,000
2024	Ute Ave Overlay (ROADS 24-03)	\$ 600,000						\$ 600,000
2024	Hickman/161st Traffic Signal (ROADS 24-02)	\$ 650,000						\$ 650,000
2024	T Avenue Improvements (ROADS 25-01)	\$ 9,008,056						\$ 9,008,056
2025	U Place Culvert Replacement (ROADS 24-11)		\$ 205,000					\$ 205,000
2025-34	Grand Prairie Pkwy/I-80 Interchange Repayment (ROADS 25-06)		\$ 733,929	\$ 733,929	\$ 733,929	\$ 733,929	\$ 733,929	\$ 3,669,645
2025	11th and 17th Street Culverts (ROADS 25-08)		\$ 1,155,000					\$ 1,155,000
2025	NW 10th St Overlay (ROADS 25-07)		\$ 1,860,000					\$ 1,860,000
2025	University Ave Extension Phase 1 (ROADS 23-01)		\$ 17,000,000					\$ 17,000,000
2026	NE Alice's Road Widening Phase 6 (ROADS 26-02)			\$ 7,560,000				\$ 7,560,000
2027	NE Alice's Road Widening Phase 7 (ROADS 27-01)				\$ 3,175,000			\$ 3,175,000
Annual	ADA Transition Plan Improvements (ROADS ANN-06)	\$ 100,000	\$ 100,000	\$ 100,000	\$ 100,000	\$ 100,000	\$ 100,000	\$ 600,000
Annual	Annual Kettlestone Street Light Reimb & Replacmnt (ROADS ANN-05)	\$ 100,000	\$ 100,000	\$ 100,000	\$ 100,000	\$ 100,000	\$ 100,000	\$ 600,000
Annual	Annual Corridor Enhancements (ROADS ANN-07)	\$ 150,000	\$ 150,000	\$ 150,000	\$ 150,000	\$ 150,000	\$ 150,000	\$ 900,000
Annual	Annual Developer Lane Additions (ROADS ANN-04)	\$ 500,000	\$ 350,000	\$ 350,000	\$ 350,000	\$ 350,000	\$ 350,000	\$ 2,250,000
Total Funded Projects		\$ 43,853,997	\$ 43,820,870	\$ 14,149,870	\$ 5,958,929	\$ 4,883,929	\$ 3,233,929	\$ 115,901,524

Unfunded Future Projects:

Streets	SE LA Grant Pkwy/SE Esker Ridge Dr Traffic Signal (ROADS 26-03)	\$ 150,000	FY2026	Streets	6th & 310th St Intersection Improvements (ROADS 29-01)	FY2029	\$ 2,200,000	
Streets	Downtown Street Improvements (ROADS 26-05)	\$ 1,000,000	FY2026	Streets	Corene Acres Improvements Phase 3 (ROADS 28-03)	FY2029	\$ 3,125,000	
Public Safety	Refurbish Old Public Safety Building (PUBSF 26-01)	\$ 3,000,000	FY2026	Streets	Warrior Ln Improvements Phase 3 (ROADS 28-01)	FY2029	\$ 4,000,000	
Streets	NE Alice's Road Widening Phase 6 (ROADS 26-02)	\$ 7,560,000	FY2026	Streets	SE University Ave Widening (ROADS 25-05)	FY2029	\$ 8,500,000	
Parks	Aquatic Center (PARKS 28-01)	\$ 20,000,000	FY2026	Streets	SE Ashworth Rd Widening Phase 3 (ROADS 28-02)	FY2029	\$ 11,550,000	
Streets	N Warrior Ln Little Walnut Creek Culvert (ROADS 25-04)	\$ 6,250,000	FY2026-27	Total Unfunded Projects				\$ 162,095,000
Streets	NE Alice's Road Widening Phase 7 (ROADS 27-01)	\$ 1,875,000	FY2027					
Streets	Corene Acres Improvements Phase 1 (ROADS 26-04)	\$ 4,915,000	FY2027					
Streets	University Ave Extension Phase 1 (ROADS 23-01)	\$ 60,000,000	FY2027-29					
Streets	Corene Acres Improvements Phase 2 (ROADS 27-03)	\$ 3,700,000	FY2028					
Streets	NW 10th Street Improvements Phase 2 (ROADS 25-02)	\$ 11,750,000	FY2028					
Streets	SE Ashworth Rd Widening Phase 2 (ROADS 27-02)	\$ 12,520,000	FY2028					

CAPITAL PROJECT FUNDING FY2024-2029

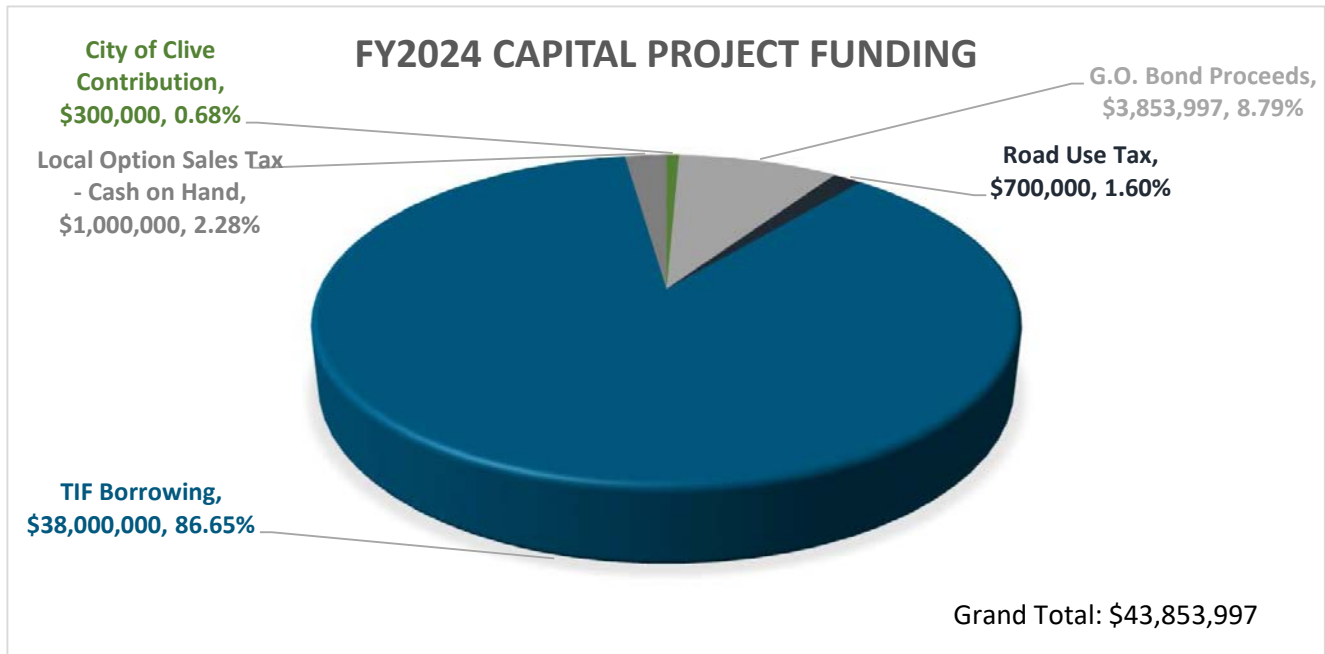


Grand Total: \$277,996,524

CAPITAL PROJECTS

			FY2024	FY2025	FY2026	FY2027	FY2028	FY2029	Total
City of Clive Contribution									
Ute Ave Overlay	Streets	ROADS 24-03	\$ 300,000	\$ -	\$ -	\$ -	\$ -	\$ -	\$ 300,000
NE Alice's Road Widening Phase 6	Streets	ROADS 26-02	\$ -	\$ -	\$ 7,560,000	\$ -	\$ -	\$ -	\$ 7,560,000
NE Alice's Road Widening Phase 7	Streets	ROADS 27-01	\$ -	\$ -	\$ -	\$ 2,525,000	\$ -	\$ -	\$ 2,525,000
City of Clive Contribution Total			\$ 300,000	\$ -	\$ 7,560,000	\$ 2,525,000	\$ -	\$ -	\$ 10,385,000
Dallas County Contribution									
NW 10th St Overlay	Streets	ROADS 25-07	\$ -	\$ 960,000	\$ -	\$ -	\$ -	\$ -	\$ 960,000
Debt Service - IDOT Payments									
Grand Prairie Pkwy/I-80 Interchange Repayment	Streets	ROADS 25-06	\$ -	\$ 733,929	\$ 733,929	\$ 733,929	\$ 733,929	\$ 733,929	\$ 3,669,645
Federal Funding Earmark									
NE Alice's Road Widening Phase 7	Streets	ROADS 27-01	\$ -	\$ -	\$ -	\$ 650,000	\$ -	\$ -	\$ 650,000
G.O. Bond Proceeds									
Fire Engine	Fire/EMS	FIRE 26-01	\$ -	\$ 900,000	\$ -	\$ -	\$ -	\$ -	\$ 900,000
Ambulance	Fire/EMS	FIRE 26-02	\$ -	\$ -	\$ 430,000	\$ -	\$ -	\$ -	\$ 430,000
Ladder Truck	Fire/EMS	FIRE 28-01	\$ -	\$ -	\$ -	\$ -	\$ 1,600,000	\$ -	\$ 1,600,000
Ridge Point Park Pavement Replacement	Parks	PARKS 25-01	\$ -	\$ 165,000	\$ -	\$ -	\$ -	\$ -	\$ 165,000
Centennial Park, Volleyball Court - Asphalt Repair	Parks	PARKS 25-02	\$ -	\$ 175,000	\$ -	\$ -	\$ -	\$ -	\$ 175,000
Centennial Playground Equipment	Parks	PARKS 25-03	\$ -	\$ 650,000	\$ -	\$ -	\$ -	\$ -	\$ 650,000
Joint WDSM Project-Ashworth Reconstruction	Streets	ROADS 21-08	\$ 175,941	\$ 175,941	\$ 175,941	\$ -	\$ -	\$ -	\$ 527,823
Ute Ave Overlay	Streets	ROADS 24-03	\$ 300,000	\$ -	\$ -	\$ -	\$ -	\$ -	\$ 300,000
SE Archer Ave Extension	Streets	ROADS 24-01	\$ 350,000	\$ -	\$ -	\$ -	\$ -	\$ -	\$ 350,000
Waukee Safe Routes to Schools Improvements	Streets	ROADS 23-02	\$ 520,000	\$ 200,000	\$ -	\$ -	\$ -	\$ -	\$ 720,000
Hickman/161st Traffic Signal	Streets	ROADS 24-02	\$ 650,000	\$ -	\$ -	\$ -	\$ -	\$ -	\$ 650,000
T Avenue Improvements	Streets	ROADS 25-01	\$ 1,008,056	\$ -	\$ -	\$ -	\$ -	\$ -	\$ 1,008,056
U Place Culvert Replacement	Streets	ROADS 24-11	\$ -	\$ 205,000	\$ -	\$ -	\$ -	\$ -	\$ 205,000
NW 10th St Overlay	Streets	ROADS 25-07	\$ -	\$ 900,000	\$ -	\$ -	\$ -	\$ -	\$ 900,000
11th and 17th Street Culverts	Streets	ROADS 25-08	\$ -	\$ 1,155,000	\$ -	\$ -	\$ -	\$ -	\$ 1,155,000

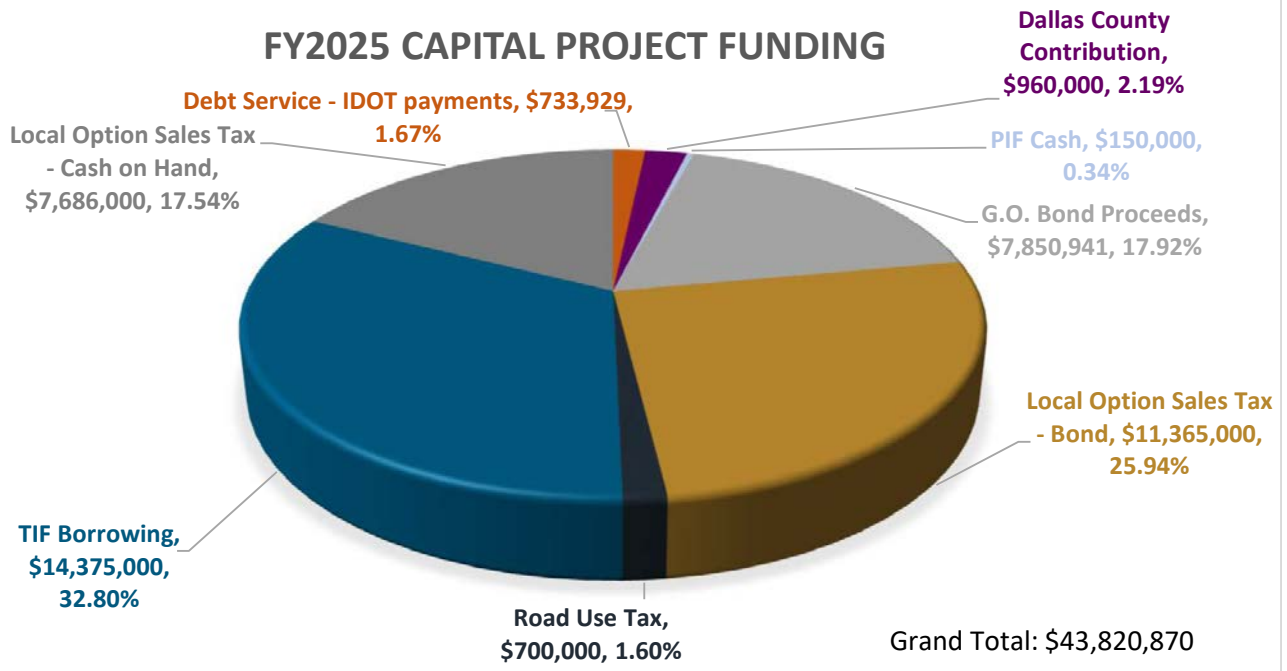
University Ave Extension Phase 1	Streets	ROADS 23-01	\$ -	\$ 2,625,000	\$ -	\$ -	\$ -	\$ -	\$ 2,625,000
Annual Kettlestone Street Light Reimb & Replacmnt	Streets	ROADS ANN-05	\$ 100,000	\$ 100,000	\$ 100,000	\$ 100,000	\$ 100,000	\$ 100,000	\$ 600,000
ADA Transition Plan Improvements	Streets	ROADS ANN-06	\$ 100,000	\$ 100,000	\$ 100,000	\$ 100,000	\$ 100,000	\$ 100,000	\$ 600,000
Annual Corridor Enhancements	Streets	ROADS ANN-07	\$ 150,000	\$ 150,000	\$ 150,000	\$ 150,000	\$ 150,000	\$ 150,000	\$ 900,000
Annual Developer Lane Additions	Streets	ROADS ANN-04	\$ 500,000	\$ 350,000	\$ 350,000	\$ 350,000	\$ 350,000	\$ 350,000	\$ 2,250,000
G.O. Bond Proceeds Total			\$ 3,853,997	\$ 7,850,941	\$ 1,305,941	\$ 700,000	\$ 2,300,000	\$ 700,000	\$ 16,710,879
Local Option Sales Tax - Bond			FY2024	FY2025	FY2026	FY2027	FY2028	FY2029	Total
Public Safety Building	Public Safety	PUBSF 24-01	\$ -	\$ 11,365,000	\$ -	\$ -	\$ -	\$ -	\$ 11,365,000
Local Option Sales Tax - Cash on Hand			FY2024	FY2025	FY2026	FY2027	FY2028	FY2029	Total
Spring Crest Park	Parks	PARKS 24-01	\$ -	\$ 2,000,000	\$ -	\$ -	\$ -	\$ -	\$ 2,000,000
Painted Woods West Park	Parks	PARKS 24-02	\$ -	\$ 3,000,000	\$ -	\$ -	\$ -	\$ -	\$ 3,000,000
Windfield II Development Park	Parks	PARKS 22-02	\$ -	\$ -	\$ -	\$ 500,000	\$ -	\$ -	\$ 500,000
Centennial West Building	Parks	PARKS 21-02	\$ -	\$ -	\$ -	\$ -	\$ 1,000,000	\$ -	\$ 1,000,000
Stone Prairie Park	Parks	PARKS 29-01	\$ -	\$ -	\$ -	\$ -	\$ -	\$ 950,000	\$ 950,000
Public Safety Building	Public Safety	PUBSF 24-01	\$ -	\$ 2,135,000	\$ -	\$ -	\$ -	\$ -	\$ 2,135,000
Prairie Rose Greenway	Trails	TRAILS 24-01	\$ 1,000,000	\$ 551,000	\$ -	\$ -	\$ -	\$ -	\$ 1,551,000
Kettlestone Greenway Phase 3	Trails	TRAILS 25-01	\$ -	\$ -	\$ 1,200,000	\$ -	\$ -	\$ -	\$ 1,200,000
Hickman Rd/Warrior Ln Pedestrian Underpass	Trails	TRAILS 26-01	\$ -	\$ -	\$ 2,500,000	\$ -	\$ -	\$ -	\$ 2,500,000
Local Option Sales Tax - Cash on Hand Total			\$ 1,000,000	\$ 7,686,000	\$ 3,700,000	\$ 500,000	\$ 1,000,000	\$ 950,000	\$ 14,836,000
PIF - Cash On Hand			FY2024	FY2025	FY2026	FY2027	FY2028	FY2029	Total
Public Art Initiative	Parks	PARKSANN-01	\$ -	\$ 150,000	\$ 150,000	\$ 150,000	\$ 150,000	\$ 150,000	\$ 750,000
Road Use Tax			FY2024	FY2025	FY2026	FY2027	FY2028	FY2029	Total
Annual Pavement Marking Painting	Road Use Funded	ROADFUND 3	\$ 100,000	\$ 100,000	\$ 100,000	\$ 100,000	\$ 100,000	\$ 100,000	\$ 600,000
Annual Pavement Overlays	Road Use Funded	ROADFUND 1	\$ 300,000	\$ 300,000	\$ 300,000	\$ 300,000	\$ 300,000	\$ 300,000	\$ 1,800,000
Annual Street Patching Projects	Road Use Funded	ROADFUND 2	\$ 300,000	\$ 300,000	\$ 300,000	\$ 300,000	\$ 300,000	\$ 300,000	\$ 1,800,000
Road Use Tax Total			\$ 700,000	\$ 700,000	\$ 700,000	\$ 700,000	\$ 700,000	\$ 700,000	\$ 4,200,000
TIF Borrowing			FY2024	FY2025	FY2026	FY2027	FY2028	FY2029	Total
Public Safety Building	Public Safety	PUBSF 24-01	\$ 30,000,000	\$ -	\$ -	\$ -	\$ -	\$ -	\$ 30,000,000
T Avenue Improvements	Streets	ROADS 25-01	\$ 8,000,000	\$ -	\$ -	\$ -	\$ -	\$ -	\$ 8,000,000
University Ave Extension Phase 1	Streets	ROADS 23-01	\$ -	\$ 14,375,000	\$ -	\$ -	\$ -	\$ -	\$ 14,375,000
TIF Borrowing Total			\$ 38,000,000	\$ 14,375,000	\$ -	\$ -	\$ -	\$ -	\$ 52,375,000
Unfunded			FY2024	FY2025	FY2026	FY2027	FY2028	FY2029	Total
Aquatic Center	Parks	PARKS 28-01	\$ -	\$ -	\$ 20,000,000	\$ -	\$ -	\$ -	\$ 20,000,000
Refurbish Old Public Safety Building	Public Safety	PUBSF 26-01	\$ -	\$ -	\$ 3,000,000	\$ -	\$ -	\$ -	\$ 3,000,000
N Warrior Ln Little Walnut Creek Culvert	Streets	ROADS 25-04	\$ -	\$ -	\$ 100,000	\$ 6,150,000	\$ -	\$ -	\$ 6,250,000
SE LA Grant Pkwy/SE Esker Ridge Dr Traffic Signal	Streets	ROADS 26-03	\$ -	\$ -	\$ 150,000	\$ -	\$ -	\$ -	\$ 150,000
Downtown Street Improvements	Streets	ROADS 26-05	\$ -	\$ -	\$ 1,000,000	\$ -	\$ -	\$ -	\$ 1,000,000
NE Alice's Road Widening Phase 6	Streets	ROADS 26-02	\$ -	\$ -	\$ 7,560,000	\$ -	\$ -	\$ -	\$ 7,560,000
NE Alice's Road Widening Phase 7	Streets	ROADS 27-01	\$ -	\$ -	\$ -	\$ 1,875,000	\$ -	\$ -	\$ 1,875,000
Corene Acres Improvements Phase 1	Streets	ROADS 26-04	\$ -	\$ -	\$ -	\$ 4,915,000	\$ -	\$ -	\$ 4,915,000
University Ave Extension Phase 1	Streets	ROADS 23-01	\$ -	\$ -	\$ -	\$ 12,000,000	\$ 23,000,000	\$ 25,000,000	\$ 60,000,000
Corene Acres Improvements Phase 2	Streets	ROADS 27-03	\$ -	\$ -	\$ -	\$ -	\$ 3,700,000	\$ -	\$ 3,700,000
NW 10th Street Improvements Phase 2	Streets	ROADS 25-02	\$ -	\$ -	\$ -	\$ -	\$ 11,750,000	\$ -	\$ 11,750,000
SE Ashworth Rd Widening Phase 2	Streets	ROADS 27-02	\$ -	\$ -	\$ -	\$ -	\$ 12,520,000	\$ -	\$ 12,520,000
6th & 310th St Intersection Improvements	Streets	ROADS 29-01	\$ -	\$ -	\$ -	\$ -	\$ -	\$ 2,200,000	\$ 2,200,000
Corene Acres Improvements Phase 3	Streets	ROADS 28-03	\$ -	\$ -	\$ -	\$ -	\$ -	\$ 3,125,000	\$ 3,125,000
Warrior Ln Improvements Phase 3	Streets	ROADS 28-01	\$ -	\$ -	\$ -	\$ -	\$ -	\$ 4,000,000	\$ 4,000,000
SE University Ave Widening	Streets	ROADS 25-05	\$ -	\$ -	\$ -	\$ -	\$ -	\$ 8,500,000	\$ 8,500,000
SE Ashworth Rd Widening Phase 3	Streets	ROADS 28-02	\$ -	\$ -	\$ -	\$ -	\$ -	\$ 11,550,000	\$ 11,550,000
Unfunded Total			\$ -	\$ -	\$ 31,810,000	\$ 24,940,000	\$ 50,970,000	\$ 54,375,000	\$ 162,095,000
Capital Projects Total			\$ 43,853,997	\$ 43,820,870	\$ 45,959,870	\$ 30,898,929	\$ 55,853,929	\$ 57,608,929	\$ 277,996,524



CAPITAL PROJECTS

			FY2024
City of Clive Contribution			
Ute Ave Overlay	Streets	ROADS 24-03	\$ 300,000
G.O. Bond Proceeds			
Joint WDSM Project-Ashworth Reconstruction	Streets	ROADS 21-08	\$ 175,941
Ute Ave Overlay	Streets	ROADS 24-03	\$ 300,000
SE Archer Ave Extension	Streets	ROADS 24-01	\$ 350,000
Waukee Safe Routes to Schools Improvements	Streets	ROADS 23-02	\$ 520,000
Hickman/161st Traffic Signal	Streets	ROADS 24-02	\$ 650,000
T Avenue Improvements	Streets	ROADS 25-01	\$ 1,008,056
Annual Kettlestone Street Light Reimb & Replacement	Streets	ROADS ANN-05	\$ 100,000
ADA Transition Plan Improvements	Streets	ROADS ANN-06	\$ 100,000
Annual Corridor Enhancements	Streets	ROADS ANN-07	\$ 150,000
Annual Developer Lane Additions	Streets	ROADS ANN-04	\$ 500,000
G.O. Bond Proceeds Total			\$ 3,853,997
Local Option Sales Tax - Cash on Hand			FY2024
Prairie Rose Greenway	Trails	TRAILS 24-01	\$ 1,000,000
Road Use Tax			FY2024
Annual Pavement Marking Painting	Road Use Funded	ROADFUND 3	\$ 100,000
Annual Pavement Overlays	Road Use Funded	ROADFUND 1	\$ 300,000
Annual Street Patching Projects	Road Use Funded	ROADFUND 2	\$ 300,000
Road Use Tax Total			\$ 700,000
TIF Borrowing			FY2024
Public Safety Building	Public Safety	PUBSF 24-01	\$ 30,000,000
T Avenue Improvements	Streets	ROADS 25-01	\$ 8,000,000
TIF Borrowing Total			\$ 38,000,000
Capital Projects Total			\$ 43,853,997

FY2025 CAPITAL PROJECT FUNDING

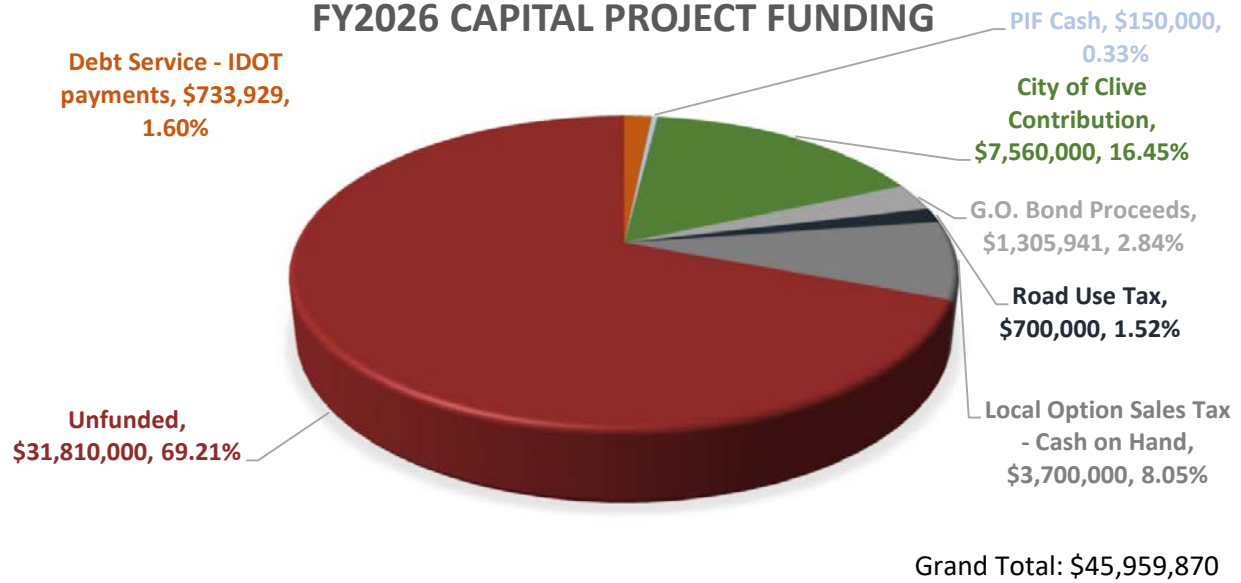


CAPITAL PROJECTS

			FY2025
Dallas County Contribution			
NW 10th St Overlay	Streets	ROADS 25-07	\$ 960,000
Debt Service - IDOT payments			FY2025
Grand Prairie Pkwy/I-80 Interchange Repayment	Streets	ROADS 25-06	\$ 733,929
G.O. Bond Proceeds			FY2025
Fire Engine	Fire/EMS	FIRE 26-01	\$ 900,000
Ridge Point Park Pavement Replacement	Parks	PARKS 25-01	\$ 165,000
Centennial Park, Volleyball Court - Asphalt Repair	Parks	PARKS 25-02	\$ 175,000
Centennial Playground Equipment	Parks	PARKS 25-03	\$ 650,000
Joint WDSM Project-Ashworth Reconstruction	Streets	ROADS 21-08	\$ 175,941
Waukee Safe Routes to Schools Improvements	Streets	ROADS 23-02	\$ 200,000
U Place Culvert Replacement	Streets	ROADS 24-11	\$ 205,000
NW 10th St Overlay	Streets	ROADS 25-07	\$ 900,000
11th and 17th Street Culverts	Streets	ROADS 25-08	\$ 1,155,000
University Ave Extension Phase 1	Streets	ROADS 23-01	\$ 2,625,000
Annual Kettlestone Street Light Reimb & Replacmnt	Streets	ROADS ANN-05	\$ 100,000
ADA Transition Plan Improvements	Streets	ROADS ANN-06	\$ 100,000
Annual Corridor Enhancements	Streets	ROADS ANN-07	\$ 150,000
Annual Developer Lane Additions	Streets	ROADS ANN-04	\$ 350,000
G.O. Bond Proceeds Total			\$ 7,850,941
Local Option Sales Tax - Bond			FY2025
Public Safety Building	Public Safety	PUBSF 24-01	\$ 11,365,000
Local Option Sales Tax - Cash On Hand			FY2025
Spring Crest Park	Parks	PARKS 24-01	\$ 2,000,000
Painted Woods West Park	Parks	PARKS 24-02	\$ 3,000,000
Public Safety Building	Public Safety	PUBSF 24-01	\$ 2,135,000
Prairie Rose Greenway	Trails	TRAILS 24-01	\$ 551,000
Local Option Sales Tax - GO Bond Total			\$ 7,686,000

PIF - Cash On Hand			FY2025
Public Art Initiative	Parks	PARKSANN-01	\$ 150,000
Road Use Tax			FY2025
Annual Pavement Marking Painting	Road Use Funded	ROADFUND 3	\$ 100,000
Annual Pavement Overlays	Road Use Funded	ROADFUND 1	\$ 300,000
Annual Street Patching Projects	Road Use Funded	ROADFUND 2	\$ 300,000
	Road Use Tax Total		\$ 700,000
TIF Borrowing			FY2025
University Ave Extension Phase 1	Streets	ROADS 23-01	\$ 14,375,000
Capital Projects Total			\$ 43,820,870

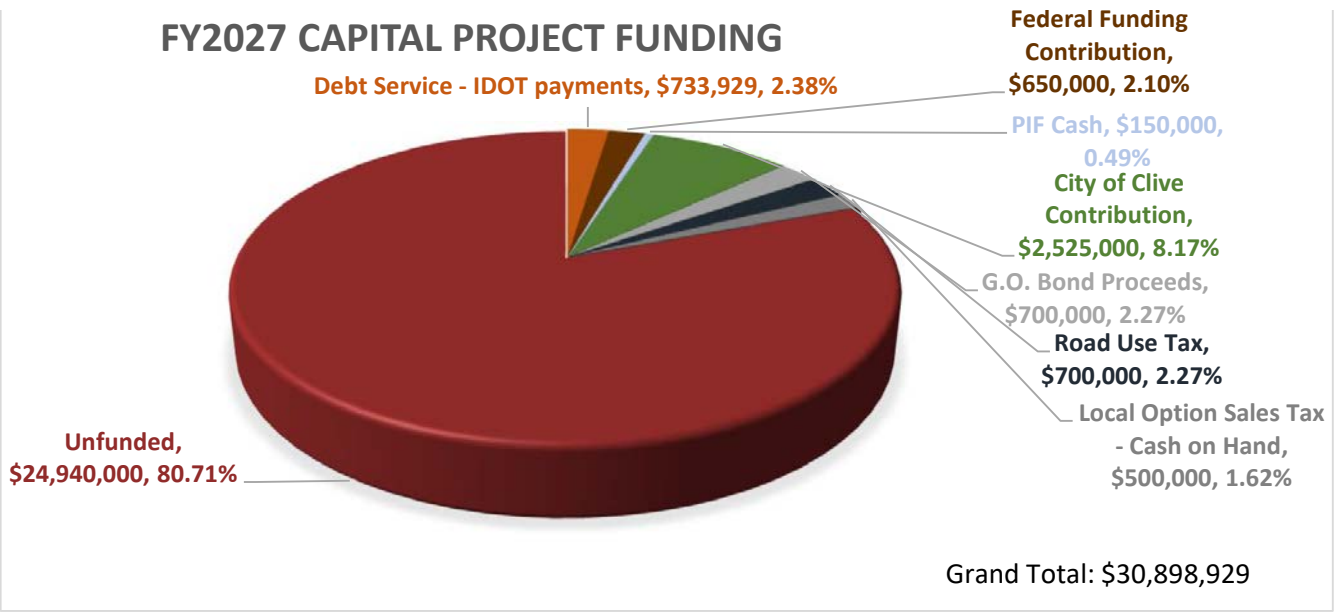
FY2026 CAPITAL PROJECT FUNDING



CAPITAL PROJECTS

City of Clive Contribution				FY2026
NE Alice's Road Widening Phase 6	Streets	ROADS 26-02		\$ 7,560,000
Debt Service - IDOT payments				FY2026
Grand Prairie Pkwy/I-80 Interchange Repayment	Streets	ROADS 25-06		\$ 733,929
G.O. Bond Proceeds				FY2026
Ambulance	Fire/EMS	FIRE 26-02		\$ 430,000
Joint WDSM Project-Ashworth Reconstruction	Streets	ROADS 21-08		\$ 175,941
Annual Kettlestone Street Light Reimb & Replacmnt	Streets	ROADS ANN-05		\$ 100,000
ADA Transition Plan Improvements	Streets	ROADS ANN-06		\$ 100,000
Annual Corridor Enhancements	Streets	ROADS ANN-07		\$ 150,000
Annual Developer Lane Additions	Streets	ROADS ANN-04		\$ 350,000
G.O. Bond Proceeds Total				\$ 1,305,941
Local Option Sales Tax - Cash On Hand				FY2026
Kettlestone Greenway Phase 3	Trails	TRAILS 25-01		\$ 1,200,000
Hickman Rd/Warrior Ln Pedestrian Underpass	Trails	TRAILS 26-01		\$ 2,500,000
Local Option Sales Tax - Cash On Hand Total				\$ 3,700,000
PIF - Cash on Hand				FY2026
Public Art Initiative	Parks	PARKSANN-01		\$ 150,000
Road Use Tax				FY2026
Annual Pavement Marking Painting	Road Use Funded	ROADFUND 3		\$ 100,000
Annual Pavement Overlays	Road Use Funded	ROADFUND 1		\$ 300,000
Annual Street Patching Projects	Road Use Funded	ROADFUND 2		\$ 300,000
Road Use Tax Total				\$ 700,000
Unfunded				FY2026
Aquatic Center	Parks	PARKS 28-01		\$ 20,000,000
Refurbish Old Public Safety Building	Public Safety	PUBSF 26-01		\$ 3,000,000
N Warrior Ln Little Walnut Creek Culvert	Streets	ROADS 25-04		\$ 100,000
SE LA Grant Pkwy/SE Esker Ridge Dr Traffic Signal	Streets	ROADS 26-03		\$ 150,000
Downtown Street Improvements	Streets	ROADS 26-05		\$ 1,000,000
NE Alice's Road Widening Phase 6	Streets	ROADS 26-02		\$ 7,560,000
Unfunded Total				\$ 31,810,000
Capital Projects Total				\$ 45,959,870

FY2027 CAPITAL PROJECT FUNDING



CAPITAL PROJECTS

			FY2027
City of Clive Contribution			
NE Alice's Road Widening Phase 7	Streets	ROADS 27-01	\$ 2,525,000
Debt Service - IDOT payments			
Grand Prairie Pkwy/I-80 Interchange Repayment	Streets	ROADS 25-06	\$ 733,929
Federal Funding Earmark			
NE Alice's Road Widening Phase 7	Streets	ROADS 27-01	\$ 650,000
G.O. Bond Proceeds			
Annual Kettlestone Street Light Reimb & Replacmnt	Streets	ROADS ANN-05	\$ 100,000
ADA Transition Plan Improvements	Streets	ROADS ANN-06	\$ 100,000
Annual Corridor Enhancements	Streets	ROADS ANN-07	\$ 150,000
Annual Developer Lane Additions	Streets	ROADS ANN-04	\$ 350,000
G.O. Bond Proceeds Total			\$ 700,000
Local Option Sales Tax - Cash On Hand			
Windfield II Development Park	Parks	PARKS 22-02	\$ 500,000
PIF - Cash on Hand			
Public Art Initiative	Parks	PARKSANN-01	\$ 150,000
Road Use Tax			
Annual Pavement Marking Painting	Road Use Funded	ROADFUND 3	\$ 100,000
Annual Pavement Overlays	Road Use Funded	ROADFUND 1	\$ 300,000
Annual Street Patching Projects	Road Use Funded	ROADFUND 2	\$ 300,000
Road Use Tax Total			\$ 700,000
Unfunded			
N Warrior Ln Little Walnut Creek Culvert	Streets	ROADS 25-04	\$ 6,150,000
NE Alice's Road Widening Phase 7	Streets	ROADS 27-01	\$ 1,875,000
Corene Acres Improvements Phase 1	Streets	ROADS 26-04	\$ 4,915,000
University Ave Extension Phase 1	Streets	ROADS 23-01	\$ 12,000,000
Unfunded Total			\$ 24,940,000
Capital Projects Total			\$ 30,898,929

FY2028 CAPITAL PROJECT FUNDING

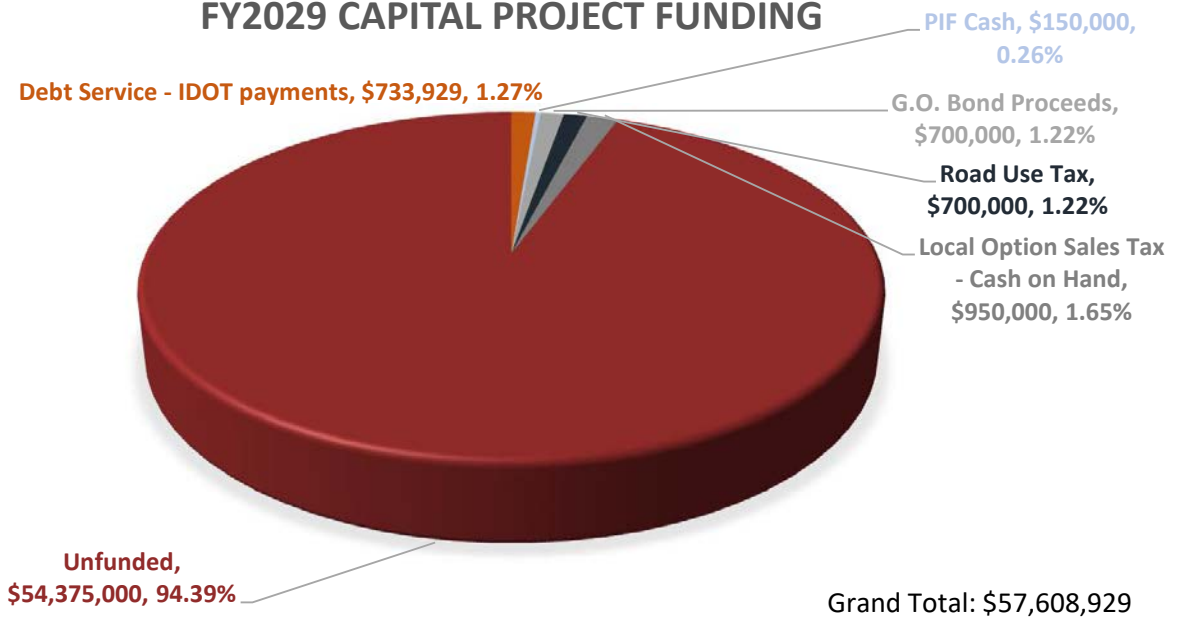


Grand Total: \$55,853,929

CAPITAL PROJECTS

			FY2028
Debt Service - IDOT payments			
Grand Prairie Pkwy/I-80 Interchange Repayment	Streets	ROADS 25-06	\$ 733,929
G.O. Bond Proceeds			
Ladder Truck	Fire/EMS	FIRE 28-01	\$ 1,600,000
Annual Kettlestone Street Light Reimb & Replacmnt	Streets	ROADS ANN-05	\$ 100,000
ADA Transition Plan Improvements	Streets	ROADS ANN-06	\$ 100,000
Annual Corridor Enhancements	Streets	ROADS ANN-07	\$ 150,000
Annual Developer Lane Additions	Streets	ROADS ANN-04	\$ 350,000
G.O. Bond Proceeds Total			\$ 2,300,000
Local Option Sales Tax - Cash On Hand			
Centennial West Building	Parks	PARKS 21-02	\$ 1,000,000
PIF - Cash on Hand			
Public Art Initiative	Parks	PARKSANN-01	\$ 150,000
Road Use Tax			
Annual Pavement Marking Painting	Road Use Funded	ROADFUND 3	\$ 100,000
Annual Pavement Overlays	Road Use Funded	ROADFUND 1	\$ 300,000
Annual Street Patching Projects	Road Use Funded	ROADFUND 2	\$ 300,000
Road Use Tax Total			\$ 700,000
Unfunded			
University Ave Extension Phase 1	Streets	ROADS 23-01	\$ 23,000,000
Corene Acres Improvements Phase 2	Streets	ROADS 27-03	\$ 3,700,000
NW 10th Street Improvements Phase 2	Streets	ROADS 25-02	\$ 11,750,000
SE Ashworth Rd Widening Phase 2	Streets	ROADS 27-02	\$ 12,520,000
Unfunded Total			\$ 50,970,000
Capital Projects Total			\$ 55,853,929

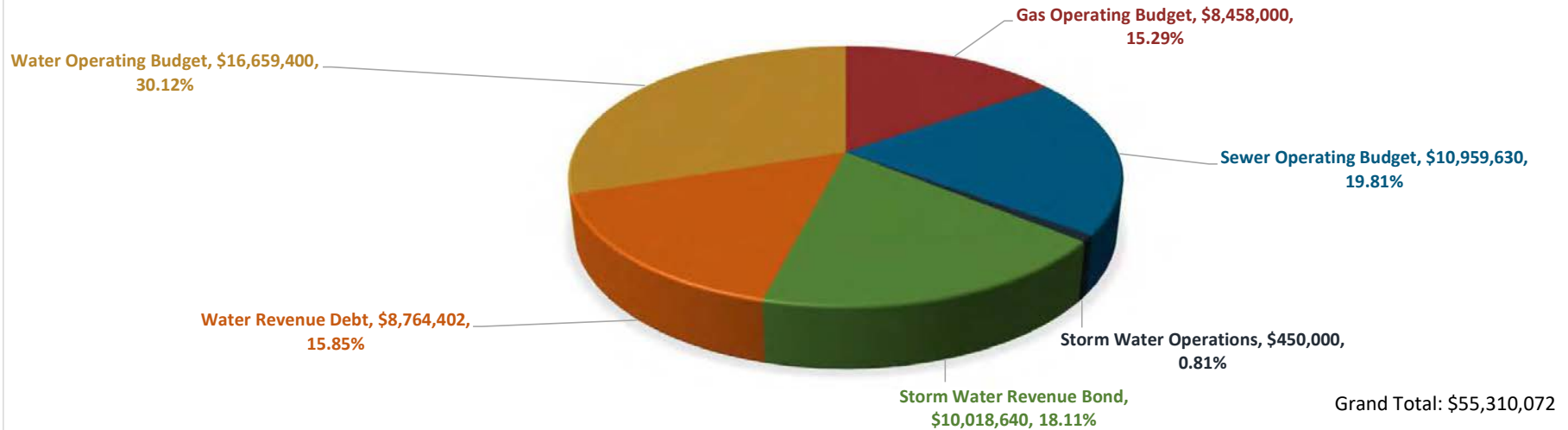
FY2029 CAPITAL PROJECT FUNDING



CAPITAL PROJECTS

Debt Service - IDOT payments				FY2029
Grand Prairie Pkwy/I-80 Interchange Repayment	Streets	ROADS 25-06	\$	733,929
G.O. Bond Proceeds				FY2029
Annual Kettlestone Street Light Reimb & Replacmnt	Streets	ROADS ANN-05	\$	100,000
ADA Transition Plan Improvements	Streets	ROADS ANN-06	\$	100,000
Annual Corridor Enhancements	Streets	ROADS ANN-07	\$	150,000
Annual Developer Lane Additions	Streets	ROADS ANN-04	\$	350,000
G.O. Bond Proceeds Total			\$	700,000
Local Option Sales Tax - Cash On Hand				FY2029
Stone Prairie Park	Parks	PARKS 29-01	\$	950,000
PIF - Cash on Hand				FY2029
Public Art Initiative	Parks	PARKSANN-01	\$	150,000
Road Use Tax				FY2029
Annual Pavement Marking Painting	Road Use Funded	ROADFUND 3	\$	100,000
Annual Pavement Overlays	Road Use Funded	ROADFUND 1	\$	300,000
Annual Street Patching Projects	Road Use Funded	ROADFUND 2	\$	300,000
Road Use Tax Total			\$	700,000
Unfunded				FY2029
University Ave Extension Phase 1	Streets	ROADS 23-01	\$	25,000,000
6th & 310th St Intersection Improvements	Streets	ROADS 29-01	\$	2,200,000
Corene Acres Improvements Phase 3	Streets	ROADS 28-03	\$	3,125,000
Warrior Ln Improvements Phase 3	Streets	ROADS 28-01	\$	4,000,000
SE University Ave Widening	Streets	ROADS 25-05	\$	8,500,000
SE Ashworth Rd Widening Phase 3	Streets	ROADS 28-02	\$	11,550,000
Unfunded Total			\$	54,375,000
Capital Projects Total				\$ 57,608,929

ENTERPRISE FUND CAPITAL PROJECT FUNDING FY2024-2029



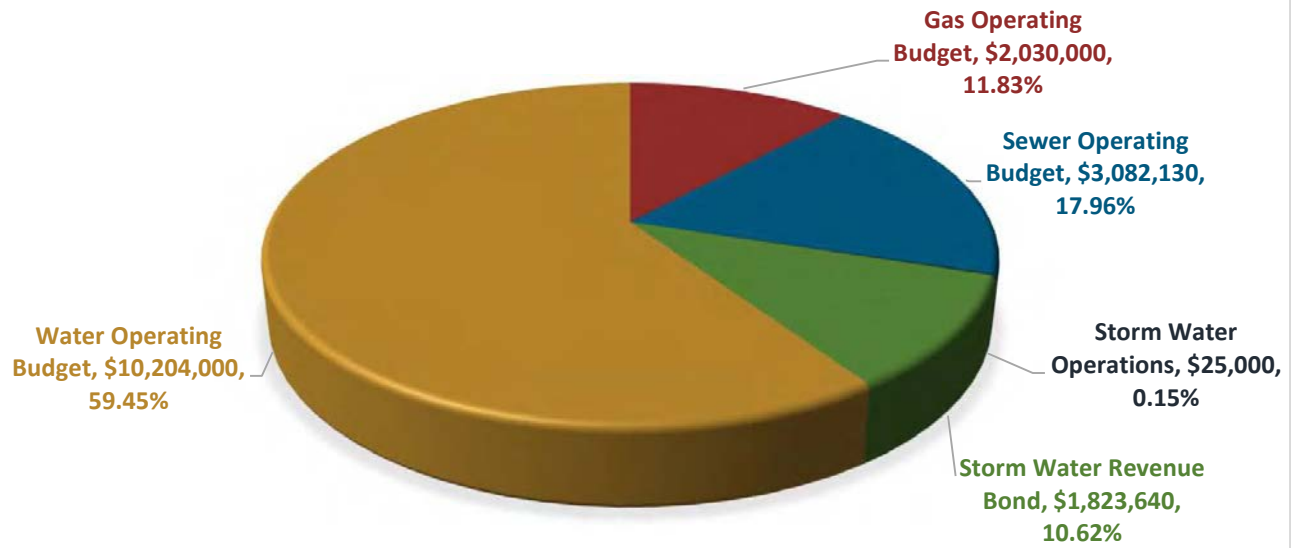
ENTERPRISE FUND CAPITAL PROJECTS

Gas Operating Budget		FY2024	FY2025	FY2026	FY2027	FY2028	FY2029	Total
TBS No 2 Rehabilitation Project	GAS 27-01	\$ 1,450,000	\$ -	\$ -	\$ -	\$ -	\$ -	\$ 1,450,000
DRS 12 Modification Project	GAS 25-05	\$ -	\$ 115,000	\$ -	\$ -	\$ -	\$ -	\$ 115,000
DRS 2 Rehabilitation Project	GAS 25-06	\$ -	\$ 150,000	\$ -	\$ -	\$ -	\$ -	\$ 150,000
8-inch Gas Main Project	GAS 26-03	\$ -	\$ -	\$ 235,000	\$ -	\$ -	\$ -	\$ 235,000
10-inch Gas Main Project - 2024	GAS 25-02	\$ -	\$ -	\$ -	\$ 650,000	\$ -	\$ -	\$ 650,000
8-inch Sectionalizing Valve	GAS 28-01	\$ -	\$ -	\$ -	\$ -	\$ 550,000	\$ -	\$ 550,000
DRS #11 Installation Project	GAS 29-01	\$ -	\$ -	\$ -	\$ -	\$ -	\$ 275,000	\$ 275,000
Gas Main and Service Rehabilitation	GAS ANN-01	\$ 80,000	\$ 80,000	\$ 80,000	\$ 80,000	\$ 80,000	\$ 80,000	\$ 480,000
Gas Main/Service Line Installation	GAS ANN-02	\$ 500,000	\$ 500,000	\$ 500,000	\$ 500,000	\$ 500,000	\$ 500,000	\$ 3,000,000
Annual 6-inch/4-inch Gas Main Installation	GAS ANN-03	\$ -	\$ 280,000	\$ 292,000	\$ 303,000	\$ 315,000	\$ 363,000	\$ 1,553,000
Gas Operating Budget Total		\$ 2,030,000	\$ 1,125,000	\$ 1,107,000	\$ 1,533,000	\$ 1,445,000	\$ 1,218,000	\$ 8,458,000

Sewer Operating Budget		FY2024	FY2025	FY2026	FY2027	FY2028	FY2029	Total
T Ave Improvements	ROADS 25-01	\$ 1,250,000	\$ -	\$ -	\$ -	\$ -	\$ -	\$ 1,250,000
Bluestem Trunk Sewer Phase 2	SEWER 25-01	\$ 1,810,000	\$ 200,000	\$ -	\$ -	\$ -	\$ -	\$ 2,010,000
Lift Station No. 4 Rehabilitation	SEWER 25-03	\$ -	\$ 678,500	\$ -	\$ -	\$ -	\$ -	\$ 678,500
Lift Station Number 6 Rehabilitation	SEWER 24-02	\$ -	\$ 759,000	\$ -	\$ -	\$ -	\$ -	\$ 759,000
West Area Trunk Sewer Phase 3	SEWER 25-04	\$ -	\$ 1,750,000	\$ -	\$ -	\$ -	\$ -	\$ 1,750,000
Corene Acres Improvements Phase 1 - Sewer	SEWER 26-02	\$ -	\$ -	\$ -	\$ 650,000	\$ -	\$ -	\$ 650,000
Corene Acres Improvements Phase 2 - Sewer	SEWER 27-01	\$ -	\$ -	\$ -	\$ -	\$ 450,000	\$ -	\$ 450,000
Little Walnut Creek Trunk Sewer Extension Phase 6	SEWER 28-01	\$ -	\$ -	\$ -	\$ -	\$ 2,850,000	\$ -	\$ 2,850,000
Inflow and Infiltration Project	SEWER ANN-01	\$ 22,130	\$ 180,000	\$ -	\$ 180,000	\$ -	\$ 180,000	\$ 562,130
Sewer Operating Budget Total		\$ 3,082,130	\$ 3,567,500	\$ -	\$ 830,000	\$ 3,300,000	\$ 180,000	\$ 10,959,630

Sewer Revenue Bond Proceeds			FY2024	FY2025	FY2026	FY2027	FY2028	FY2029	Total
			\$ -	\$ -	\$ -	\$ -	\$ -	\$ -	\$ -
Storm Water Operations			FY2024	FY2025	FY2026	FY2027	FY2028	FY2029	Total
Annual Storm Sewer Improvements - System wide	Storm Water		\$ 25,000	\$ 25,000	\$ 25,000	\$ 25,000	\$ 25,000	\$ 25,000	\$ 150,000
Biennial Storm Sewer Improvements	Storm Water			\$ 100,000		\$ 100,000		\$ 100,000	\$ 300,000
Storm Water Operations Total			\$ 25,000	\$ 125,000	\$ 25,000	\$ 125,000	\$ 25,000	\$ 125,000	\$ 450,000
Storm Water Revenue Bond			FY2024	FY2025	FY2026	FY2027	FY2028	FY2029	Total
NW Sunrise Dr Culvert Crossing	STORM 24-01		\$ 21,891	\$ -	\$ -	\$ -	\$ -	\$ -	\$ 21,891
Little Walnut Creek Regional Stormwater Wetland	STORM 24-02		\$ 1,801,749	\$ -	\$ -	\$ -	\$ -	\$ -	\$ 1,801,749
Waukee Towne Center Pond	STORM 23-01		\$ -	\$ 2,100,000	\$ 400,000	\$ -	\$ -	\$ -	\$ 2,500,000
Sugar Creek Watershed Improvements Phase 1	STORM 26-01		\$ -	\$ -	\$ -	\$ 1,475,000	\$ -	\$ -	\$ 1,475,000
Sugar Creek Watershed Improvements Phase 2	STORM 28-01		\$ -	\$ -	\$ -	\$ -	\$ 4,220,000	\$ -	\$ 4,220,000
Storm Water Revenue Bond Total			\$ 1,823,640	\$ 2,100,000	\$ 400,000	\$ 1,475,000	\$ 4,220,000	\$ -	\$ 10,018,640
Water Operating Budget			FY2024	FY2025	FY2026	FY2027	FY2028	FY2029	Total
ASR Well	WATER 21-02		\$ 100,000	\$ -	\$ -	\$ -	\$ -	\$ -	\$ 100,000
LP Moon Booster Station 4th Pump Addition	WATER 24-01		\$ 154,000	\$ -	\$ -	\$ -	\$ -	\$ -	\$ 154,000
LP Moon Chemical Feed System Modifications	WATER 24-02		\$ 275,000	\$ -	\$ -	\$ -	\$ -	\$ -	\$ 275,000
Xenia Facility Capacity Purchase	WATER 24-03		\$ 350,000	\$ -	\$ -	\$ -	\$ -	\$ -	\$ 350,000
T Ave Improvements	ROADS 25-01		\$ 1,250,000	\$ -	\$ -	\$ -	\$ -	\$ -	\$ 1,250,000
Elevated Water Storage Tank	WATER 29-01		\$ 8,000,000	\$ 1,350,000	\$ -	\$ -	\$ -	\$ -	\$ 9,350,000
CIWW Initial Start Up & Saylorville Expansion	WATER 25-02		\$ -	\$ 70,400	\$ -	\$ -	\$ -	\$ -	\$ 70,400
Transite Water Main Replacement Phase 4	WATER 25-01		\$ -	\$ 1,000,000	\$ -	\$ -	\$ -	\$ -	\$ 1,000,000
Boone Drive Booster Station Rehabilitation	WATER 26-03		\$ -	\$ -	\$ 600,000	\$ -	\$ -	\$ -	\$ 600,000
Little Walnut Creek Dr Watermain Improvements	WATER 26-01		\$ -	\$ -	\$ 710,000	\$ -	\$ -	\$ -	\$ 710,000
Sugar Creek Ln Water Main Improvements	WATER 28-01		\$ -	\$ -	\$ -	\$ 475,000	\$ -	\$ -	\$ 475,000
Corene Acres Improvements Phase 1 - Water	WATER 26-02		\$ -	\$ -	\$ -	\$ 850,000	\$ -	\$ -	\$ 850,000
Corene Acres Improvements Phase 2 - Water	WATER 27-01		\$ -	\$ -	\$ -	\$ -	\$ 625,000	\$ -	\$ 625,000
Corene Acres Improvements Phase 3 - Water	WATER 28-02		\$ -	\$ -	\$ -	\$ -	\$ -	\$ 400,000	\$ 400,000
Annual Water Main Improvements Program	WATER ANN-01		\$ 75,000	\$ 75,000	\$ 75,000	\$ 75,000	\$ 75,000	\$ 75,000	\$ 450,000
Water Operating Budget Total			\$ 10,204,000	\$ 2,495,400	\$ 1,385,000	\$ 1,400,000	\$ 700,000	\$ 475,000	\$ 16,659,400
Water Revenue Debt			FY2024	FY2025	FY2026	FY2027	FY2028	FY2029	Total
CIWW Initial Start Up & Saylorville Expansion	WATER 25-02		\$ -	\$ -	\$ 8,764,402	\$ -	\$ -	\$ -	\$ 8,764,402
Enterprise Fund Capital Projects Total			\$ 17,164,770	\$ 9,412,900	\$ 11,681,402	\$ 5,363,000	\$ 9,690,000	\$ 1,998,000	\$ 55,310,072

FY2024 ENTERPRISE FUND CAPITAL PROJECT FUNDING

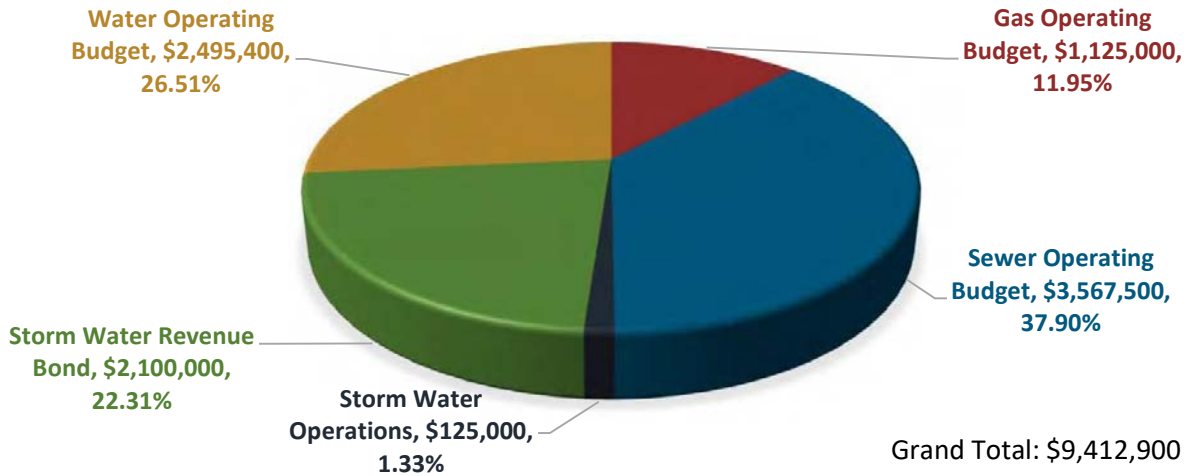


Grand Total: \$17,164,770

ENTERPRISE FUND CAPITAL PROJECTS

Gas Operating Budget			FY2024
TBS No 2 Rehabilitation Project	GAS 27-01		\$ 1,450,000
Gas Main and Service Rehabilitation	GAS ANN-01		\$ 80,000
Gas Main/Service Line Installation	GAS ANN-02		\$ 500,000
Gas Operating Budget Total			\$ 2,030,000
Sewer Operating Budget			FY2024
T Avenue Improvements	Streets		\$ 1,250,000
Bluestem Trunk Sewer Phase 2	SEWER 25-01		\$ 1,810,000
Inflow and Infiltration Project	SEWER ANN-01		\$ 22,130
Sewer Operating Budget Total			\$ 3,082,130
Storm Water Operations			FY2024
Annual Storm Sewer Improvements - System wide	STORM ANN01		\$ 25,000
Storm Water Revenue Bond			FY2024
NW Sunrise Dr Culvert Crossing	STORM 24-01		\$ 21,891
Little Walnut Creek Regional Stormwater Wetland	STORM 24-02		\$ 1,801,749
Storm Water Revenue Bond Budget Total			\$ 1,823,640
Water Operating Budget			FY2024
T Avenue Improvements	Streets		\$ 1,250,000
ASR Well	WATER 21-02		\$ 100,000
LP Moon Booster Station 4th Pump Addition	WATER 24-01		\$ 154,000
LP Moon Chemical Feed System Modifications	WATER 24-02		\$ 275,000
Xenia Facility Capacity Purchase	WATER 24-03		\$ 350,000
Elevated Water Storage Tank	WATER 29-01		\$ 8,000,000
Annual Water Main Improvements Program	WATER ANN-01		\$ 75,000
Water Operating Budget Total			\$ 10,204,000
Enterprise Fund Capital Projects Total			\$ 17,164,770

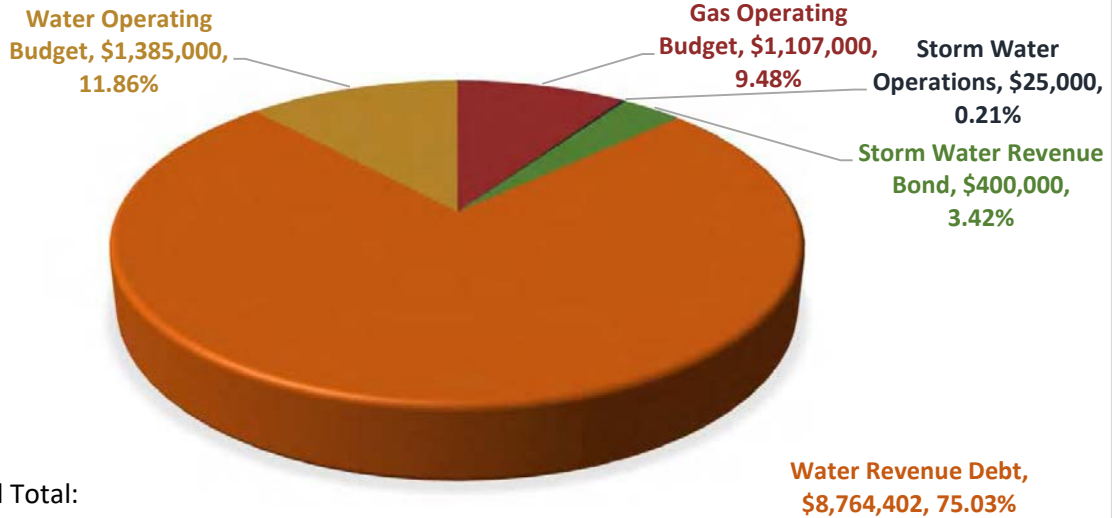
FY2025 ENTERPRISE FUND CAPITAL PROJECT FUNDING



ENTERPRISE FUND CAPITAL PROJECTS

Gas Operating Budget			FY2025
DRS 12 Modification Project	GAS 25-05	\$	115,000
DRS 2 Rehabilitation Project	GAS 25-06	\$	150,000
Gas Main and Service Rehabilitation	GAS ANN-01	\$	80,000
Gas Main/Service Line Installation	GAS ANN-02	\$	500,000
Annual 6-inch/4-inch Gas Main Installation	GAS ANN-03	\$	280,000
Gas Operating Budget Total		\$	1,125,000
Sewer Operating Budget			FY2025
Bluestem Trunk Sewer Phase 2	SEWER 25-01	\$	200,000
Lift Station No. 4 Rehabilitation	SEWER 25-03	\$	678,500
Lift Station Number 6 Rehabilitation	SEWER 24-02	\$	759,000
West Area Trunk Sewer Phase 3	SEWER 25-04	\$	1,750,000
Inflow and Infiltration Project	SEWER ANN-01	\$	180,000
Sewer Operating Budget Total		\$	3,567,500
Storm Water Operations			FY2025
Annual Storm Sewer Improvements - System wide	STORM ANN01	\$	25,000
Biennial Storm Sewer Improvements	STORM BI-01	\$	100,000
Storm Water Operations Total		\$	125,000
Storm Water Revenue Bond			FY2025
Waukee Towne Center Pond	STORM 23-01	\$	2,100,000
Water Operating Budget			FY2025
Elevated Water Storage Tank	WATER 29-01	\$	1,350,000
CIWW Initial Start Up & Saylorville Expansion	WATER 25-02	\$	70,400
Transite Water Main Replacement Phase 4	WATER 25-01	\$	1,000,000
Annual Water Main Improvements Program	WATER ANN-01	\$	75,000
Water Operating Budget Total		\$	2,495,400
Enterprise Fund Capital Projects Total			\$ 9,412,900

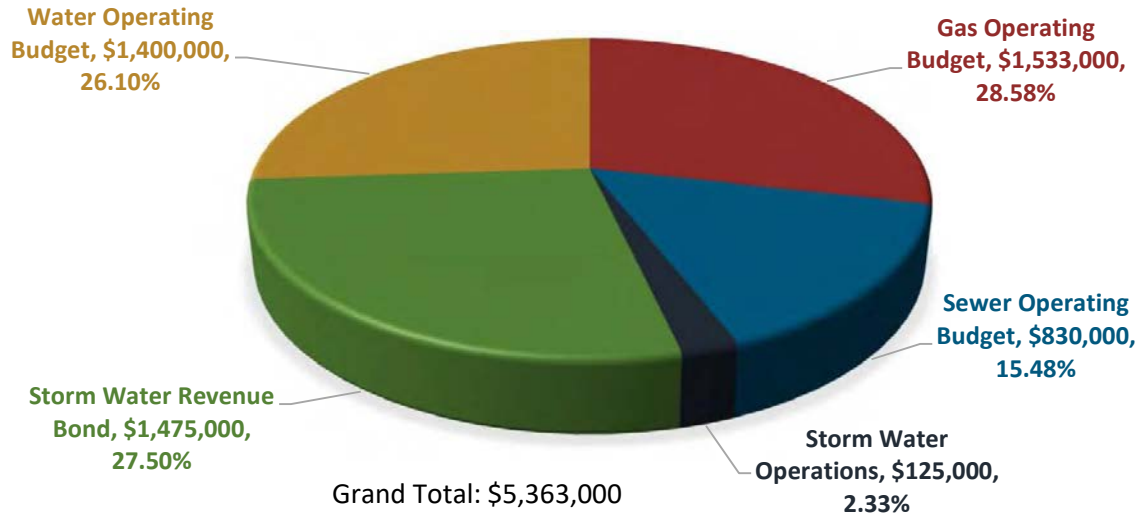
FY2026 ENTERPRISE FUND CAPITAL PROJECT FUNDING



ENTERPRISE FUND CAPITAL PROJECTS

Gas Operating Budget			FY2026
8-inch Gas Main Project	GAS 26-03	\$	235,000
Gas Main and Service Rehabilitation	GAS ANN-01	\$	80,000
Gas Main/Service Line Installation	GAS ANN-02	\$	500,000
Annual 6-inch/4-inch Gas Main Installation	GAS ANN-03	\$	292,000
Gas Operating Budget Total			\$ 1,107,000
Sewer Operating Budget			FY2026
Storm Water Operations			FY2026
Annual Storm Sewer Improvements - System wide	STORM ANN01	\$	25,000
Storm Water Revenue Bond			FY2026
Waukee Towne Center Pond	STORM 23-01	\$	400,000
Water Operating Budget			FY2026
Boone Drive Booster Station Rehabilitation	WATER 26-03	\$	600,000
Little Walnut Creek Dr Watermain Improvements	WATER 26-01	\$	710,000
Annual Water Main Improvements Program	WATER ANN-01	\$	75,000
Water Operating Budget Total			\$ 1,385,000
Water Revenue Debt			FY2026
CIWW Initial Start Up & Saylorville Expansion	WATER 25-02	\$	8,764,402
Enterprise Fund Capital Projects Total			\$ 11,681,402

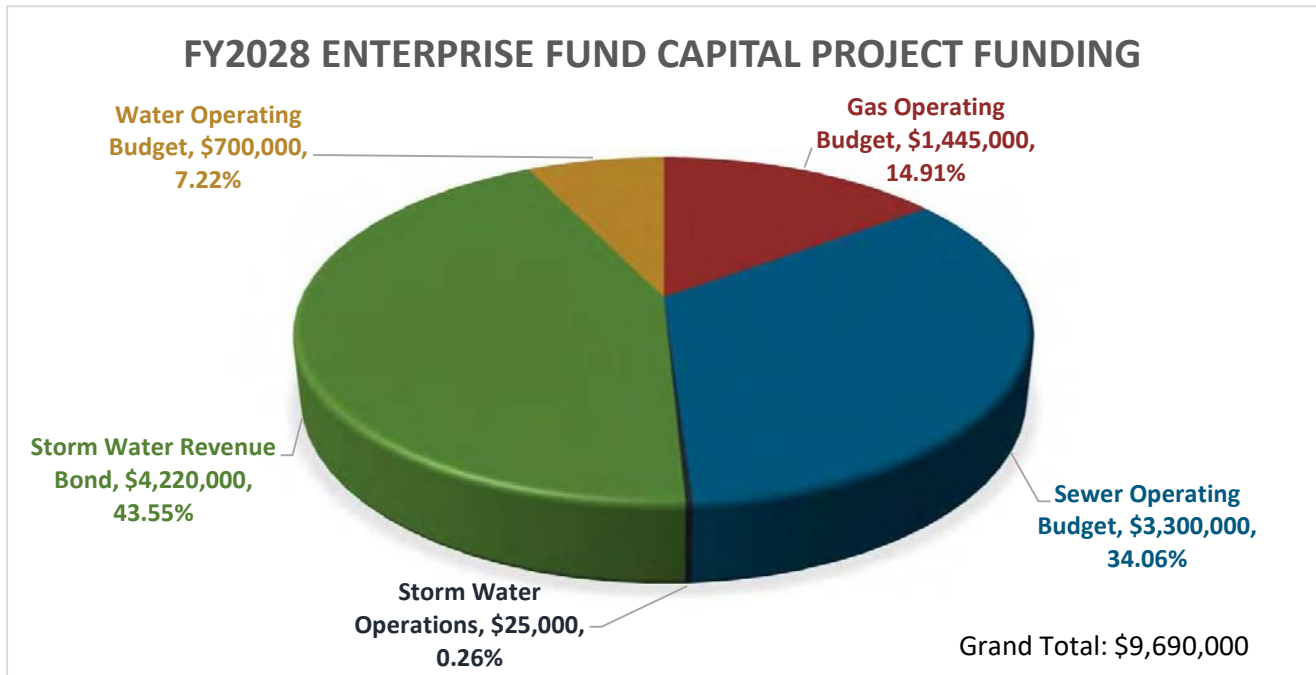
FY2027 ENTERPRISE FUND CAPITAL PROJECT FUNDING



ENTERPRISE FUND CAPITAL PROJECTS

		FY2027
Gas Operating Budget		
10-inch Gas Main Project - 2024	GAS 25-02	\$ 650,000
Gas Main and Service Rehabilitation	GAS ANN-01	\$ 80,000
Gas Main/Service Line Installation	GAS ANN-02	\$ 500,000
Annual 6-inch/4-inch Gas Main Installation	GAS ANN-03	\$ 303,000
	Gas Operating Budget Total	\$ 1,533,000
Sewer Operating Budget		
Corene Acres Improvements Phase 1 - Sewer Inflow and Infiltration Project	SEWER 26-02	\$ 650,000
	SEWER ANN-01	\$ 180,000
	Sewer Operating Budget Total	\$ 830,000
Storm Water Operations		
Annual Storm Sewer Improvements - System wide	STORM ANN01	\$ 25,000
Biennial Storm Sewer Improvements	STORM BI-01	\$ 100,000
	Storm Water Operations Total	\$ 125,000
Storm Water Revenue Bond		
Sugar Creek Watershed Improvements Phase 1	STORM 26-01	\$ 1,475,000
Water Operating Budget		
Sugar Creek Ln Water Main Improvements	WATER 28-01	\$ 475,000
Corene Acres Improvements Phase 1 - Water	WATER 26-02	\$ 850,000
Annual Water Main Improvements Program	WATER ANN-01	\$ 75,000
	Water Operating Budget Total	\$ 1,400,000
Enterprise Fund Capital Projects Total		\$ 5,363,000

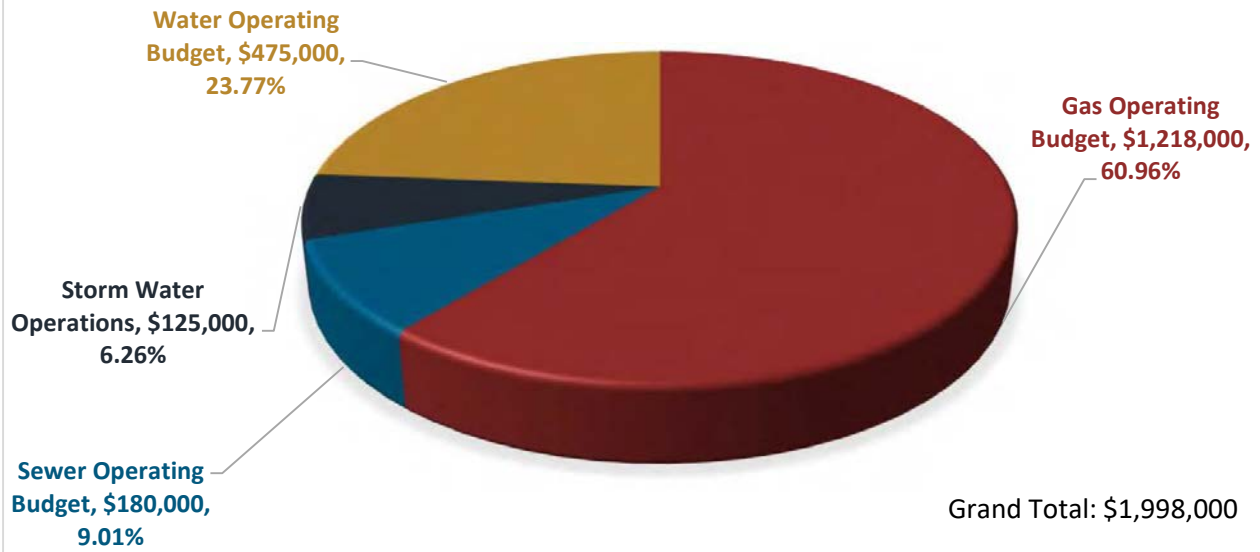
FY2028 ENTERPRISE FUND CAPITAL PROJECT FUNDING



ENTERPRISE FUND CAPITAL PROJECTS

Gas Operating Budget			FY2028
8-inch Sectionalizing Valve	GAS 28-01	\$	550,000
Gas Main and Service Rehabilitation	GAS ANN-01	\$	80,000
Gas Main/Service Line Installation	GAS ANN-02	\$	500,000
Annual 6-inch/4-inch Gas Main Installation	GAS ANN-03	\$	315,000
Gas Operating Budget Total			\$ 1,445,000
Sewer Operating Budget			FY2028
Corene Acres Improvements Phase 2 - Sewer	SEWER 27-01	\$	450,000
Little Walnut Creek Trunk Sewer Extension Phase 6	SEWER 28-01	\$	2,850,000
Sewer Operating Budget Total			\$ 3,300,000
Storm Water Operations			FY2028
Annual Storm Sewer Improvements - System wide	STORM ANN01	\$	25,000
Storm Water Revenue Bond			FY2028
Sugar Creek Watershed Improvements Phase 2	STORM 28-01	\$	4,220,000
Water Operating Budget			FY2028
Corene Acres Improvements Phase 2 - Water	WATER 27-01	\$	625,000
Annual Water Main Improvements Program	WATER ANN-01	\$	75,000
Water Operating Budget Total			\$ 700,000
Enterprise Fund Capital Projects Total			\$ 9,690,000

FY2029 ENTERPRISE FUND CAPITAL PROJECT FUNDING



ENTERPRISE FUND CAPITAL PROJECTS

Gas Operating Budget			FY2029
DRS #11 Installation Project	GAS 29-01	\$	275,000
Gas Main and Service Rehabilitation	GAS ANN-01	\$	80,000
Gas Main/Service Line Installation	GAS ANN-02	\$	500,000
Annual 6-inch/4-inch Gas Main Installation	GAS ANN-03	\$	363,000
Gas Operating Budget Total			\$ 1,218,000
Sewer Operating Budget			FY2029
Inflow and Infiltration Project	SEWER ANN-01	\$	180,000
Storm Water Operations			FY2029
Annual Storm Sewer Improvements - System wide	STORM ANN01	\$	25,000
Biennial Storm Sewer Improvements	STORM BI-01	\$	100,000
Storm Water Operations Total			\$ 125,000
Water Operating Budget			FY2029
Corene Acres Improvements Phase 3 - Water	WATER 28-02	\$	400,000
Annual Water Main Improvements Program	WATER ANN-01	\$	75,000
Water Operating Budget Total			\$ 475,000
Enterprise Fund Capital Projects Total			\$ 1,998,000