

**Painted Woods West West Townhome Re-Submittal**

- Front, rear and side elevations attached for 3, 5 and 6 plex.
- The 5 & 6 plex has 4 or more buildings therefore we have 4 different color schemes.
- The 3 plex, 5 plex and 6 plex will all back to a public street therefore we have enhanced rear elevations for those 3 floor plans
- We have stone on the front of the garage which meets the 20% or more stone requirement per building
- Building Material List:

Sydney- GMD	2 Car	26' x 45'	1511	Town-2St	3 Bed	2.5
Pearson (B2R)	1 Car	20' x 45'	1418	Town-2St	3 Bed	2.5

**Sydney Material Breakdown:**

MATERIAL CALCULATIONS:	
	SQ FT
LAP SIDING	68
B&B	128
SHAKE	0
MASONRY	69
PERCENTAGE	
LAP SIDING	25.66
B&B	48.30
SHAKE	0.00
MASONRY	26.04

























MATERIAL CALCULATIONS:	
	SQ FT
LAP SIDING	68
B&B	0
SHAKE	128
MASONRY	69
PERCENTAGE	
LAP SIDING	25.66
B&B	0.00
SHAKE	48.30
MASONRY	26.04

**Pearson Material Breakdown:**

MATERIAL CALCULATIONS:	
	SQ FT
LAP SIDING	62
B&B	81
SHAKE	0
MASONRY	77
PERCENTAGE	
LAP SIDING	28.18
B&B	36.82
SHAKE	0.00
MASONRY	35.00

MATERIAL CALCULATIONS:	
	SQ FT
LAP SIDING	62
B&B	0
SHAKE	81
MASONRY	77
PERCENTAGE	
LAP SIDING	28.18
B&B	0.00
SHAKE	36.82
MASONRY	35.00

**Color Schemes:** We only have multiple color schemes using these siding colors below.

End Units		Inner Units	
 <p>ROYAL MIDNIGHT SURF / SW6236 GRAY HARBOR</p>	 <p>Board/Batten or Shakes ROYAL HARVARD SLATE / SW7018 DOVETAIL</p>	 <p>ROYAL CREST WHITE / SW7005 PURE WHITE</p>	 <p>Board/Batten or Shakes ROYAL MIDNIGHT SURF / SW6236 GRAYS HARBOR</p>
	Ranch		Ranch
 <p>ROYAL CREST WHITE / SW7005 PURE WHITE</p>	 <p>SW 7625 Mount Etna Interior / Exterior Location Number: 279-C</p>	 <p>ROYAL CREST WHITE / SW7005 PURE WHITE</p>	 <p>SW 7625 Mount Etna Interior / Exterior Location Number: 279-C</p>
 <p>TUSCAN LEDGE WILLOW PEAK</p>	 <p>SW 7625 Mount Etna Interior / Exterior Location Number: 279-C</p>	 <p>TUSCAN LEDGE WILLOW PEAK</p>	 <p>SW 7625 Mount Etna Interior / Exterior Location Number: 279-C</p>
<b>MIDNIGHT BOARDWALK</b>			
End Units		Inner Units	
 <p>ROYAL CREST HARVARD SLATE / SW7018 DOVETAIL</p>	 <p>Board/Batten or Shakes ROYAL MIDNIGHT SURF / SW6236 GRAYS HARBOR</p>	 <p>ROYAL CREST WHITE / SW7005 PURE WHITE</p>	 <p>Board/Batten or Shakes ROYAL CREST HARVARD SLATE / SW7018 DOVETAIL</p>
	Ranch		Ranch
 <p>ROYAL CREST WHITE / SW7005 PURE WHITE</p>	 <p>SW 7625 Mount Etna Interior / Exterior Location Number: 279-C</p>	 <p>ROYAL CREST WHITE / SW7005 PURE WHITE</p>	 <p>SW 7625 Mount Etna Interior / Exterior Location Number: 279-C</p>
 <p>TUSCAN LEDGE WILLOW PEAK</p>	 <p>SW 7625 Mount Etna Interior / Exterior Location Number: 279-C</p>	 <p>TUSCAN LEDGE WILLOW PEAK</p>	 <p>SW 7625 Mount Etna Interior / Exterior Location Number: 279-C</p>
<b>COASTAL HIGHWAY</b>			

## End Units



ROYAL CREST WHITE / SW7005 PURE WHITE



Board/Batten or Shakes



ROYAL CREST WHITE / SW7005 PURE WHITE

Ranch



SW 7625 Mount Etna Interior / Exterior Locator Number: 279-C2 FRONT DOOR COLOR

## Inner Units



ROYAL CREST WHITE / SW7005 PURE WHITE



Board/Batten or Shakes



Ranch



SW 7625 Mount Etna Interior / Exterior Locator Number: 279-C2 FRONT DOOR COLOR

HARVEST MOON

## End Units



ROYAL WHITE / SW7005 PURE WHITE



Board/Batten or Shakes



SW 7625 Mount Etna Interior / Exterior Locator Number: 279-C2 FRONT DOOR COLOR

## Inner Units



ROYAL CREST WHITE / SW7005 PURE WHITE



Board/Batten or Shakes



ROYAL CREST WHITE / SW7005 PURE WHITE

SW 7625 Mount Etna Interior / Exterior Locator Number: 279-C2 FRONT DOOR COLOR

ROYAL CREST STERLING

**Sydney Plan:** Harvest Moon- Shakes (3/5/6- plex's- showing front/rear/side enhancements. These are for the public street requirement)





**Sydney Plan:** Royal Crest Sterling- Shakes (5/6 Plex- showing front/rear/side enhancements. These are for the public street requirement)





**Sydney Plan:** Costal Highway- Board & Batten (5/6 plex showing front/rear/side enhancements. These are for the public street requirement)





Sydney Plan: Midnight Boardwalk – Board & Batten (5/6 plex's front and side)



**Pearson Plan:** Harvest Moon – Shakes (3/5/6 plexs includes front/rear/side enhancements. These are for the public street requirement)





**Pearson Plan:** Midnight Boardwalk – Board/Batten (3/5/6 plex’s includes front/rear/side enhancements. These are for the public street requirement)



